



US00D521726S

(12) **United States Design Patent**
Tarantino

(10) **Patent No.:** **US D521,726 S**

(45) **Date of Patent:** **** May 30, 2006**

(54) **CELL PHONE LANYARD ATTACHMENT DEVICE**

(76) Inventor: **Janet DeLaine Tarantino**, 1020 Wabash St., #8-103, Fort Collins, CO (US) 80526-6810

(**) Term: **14 Years**

(21) Appl. No.: **29/225,945**

(22) Filed: **Mar. 21, 2005**

(51) **LOC (8) Cl.** **03-01**

(52) **U.S. Cl.** **D3/218; D3/215**

(58) **Field of Classification Search** D3/218, D3/215, 207-211, 219, 228; 24/3.6, 313, 24/3 K; D11/3-12; 70/456 B, 456 R, 457-458
See application file for complete search history.

(56) **References Cited**

U.S. PATENT DOCUMENTS

D435,721 S	*	1/2001	Lukach	D3/215
D437,995 S	*	2/2001	Perthou	D3/207
D477,709 S	*	7/2003	Natividad	D3/218
D499,545 S	*	12/2004	Condifff	D3/218
D505,781 S	*	6/2005	MacDonald	D3/207
D506,057 S	*	6/2005	MacDonald	D3/207

* cited by examiner

Primary Examiner—Catherine R. Oliver
(74) *Attorney, Agent, or Firm*—Derek H. Maughan; Dykas, Shaver & Nipper

(57) **CLAIM**

The ornamental design for a cell phone lanyard attachment device, as shown and described.

DESCRIPTION

FIG. 1 is a top view of the cell phone lanyard attachment device.

FIG. 2 is a first side view of the cell phone lanyard attachment device of the present invention.

FIG. 3 is a front view of the cell phone lanyard attachment device of the present invention, the front view and the rear view of the cell phone lanyard attachment device being identical.

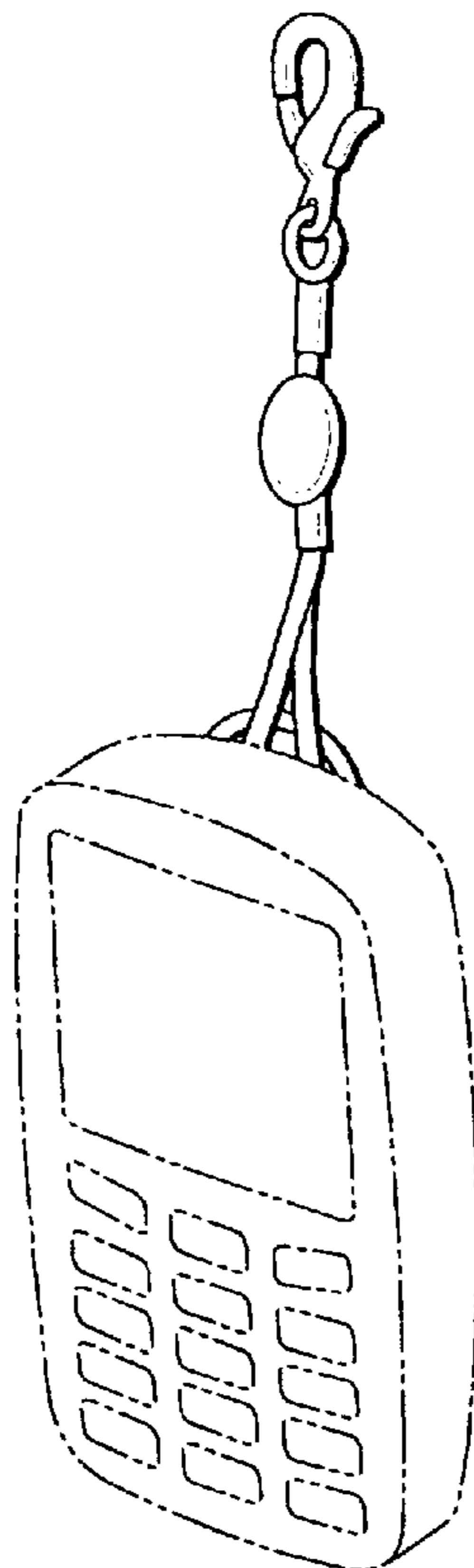
FIG. 4 is a second side view of the cell phone lanyard attachment device of the present invention.

FIG. 5 is a bottom view of the cell phone lanyard attachment device of the present invention; and,

FIG. 6 is a perspective view of the cell phone lanyard attachment device of the present invention in use in connection with a cell phone.

The broken line showing of a cell phone in FIG. 6 is for illustrative purposes only and forms no part of the claimed design.

1 Claim, 1 Drawing Sheet



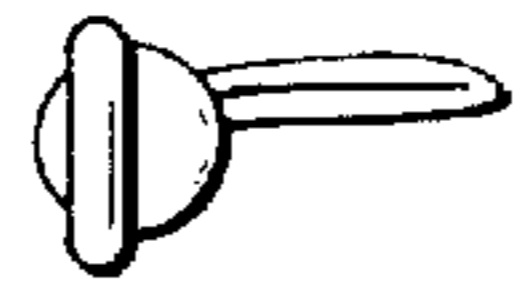


Fig. 1

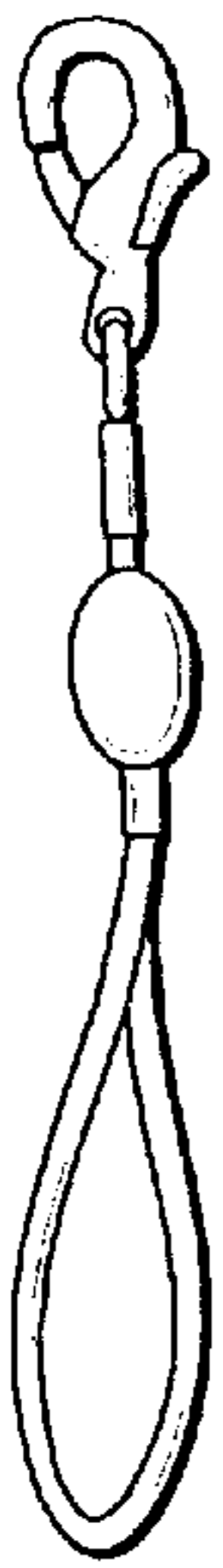


Fig. 2




Fig. 3

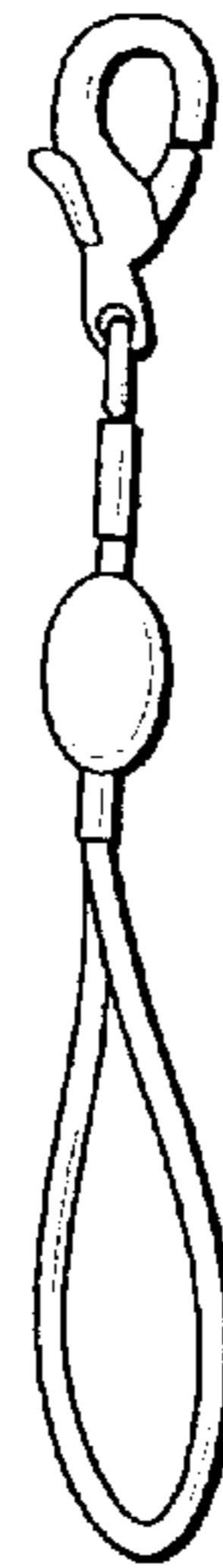


Fig. 4



Fig. 5

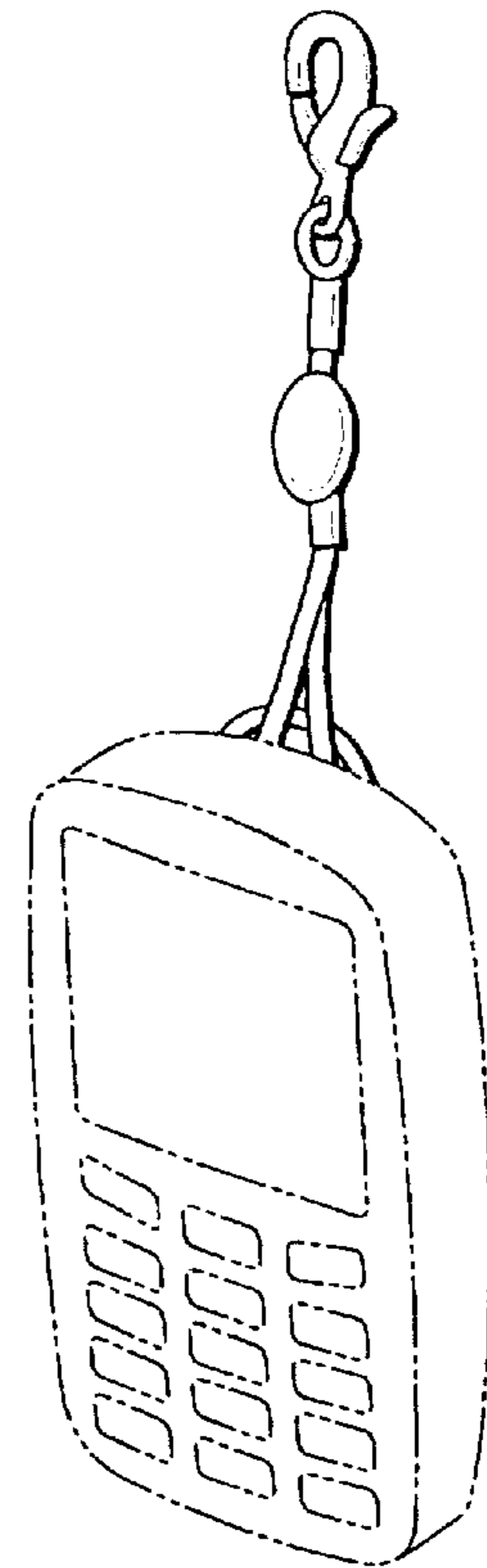


Fig. 6