



US00D521722S

(12) **United States Design Patent**
Lesniak et al.

(10) **Patent No.:** **US D521,722 S**

(45) **Date of Patent:** **** May 30, 2006**

(54) **VENTED CONTAINER**

(75) Inventors: **Frank Lesniak**, Lansdale, PA (US);
Thomas Latone, Quakerstown, PA (US)

(73) Assignee: **Dental Concepts LLC**, Paramus, NJ (US)

(**) Term: **14 Years**

(21) Appl. No.: **29/191,556**

(22) Filed: **Oct. 10, 2003**

(51) **LOC (8) Cl.** **03-01**

(52) **U.S. Cl.** **D3/205**

(58) **Field of Classification Search** D3/205,
D3/273, 201, 215, 247, 203; 206/63.5, 368;
433/59, 77, 79; 134/135, 199; D24/176, 227;
D28/76-82

See application file for complete search history.

(56) **References Cited**

U.S. PATENT DOCUMENTS

D257,790 S *	1/1981	Kesling	D24/227
D307,388 S *	4/1990	Newell et al.	D3/203.2
5,184,718 A *	2/1993	Albert	206/63.5
D404,644 S *	1/1999	Meeker	D9/415
D443,981 S *	6/2001	DiVincenzo	D3/205
6,705,333 B1 *	3/2004	Pourcho	134/135
D496,154 S *	9/2004	Herman et al.	D3/203.1

D503,831 S * 4/2005 Ames D28/78
2004/0238390 A1 * 12/2004 Barnes 206/368

* cited by examiner

Primary Examiner—Louis S. Zarfes

Assistant Examiner—Kathleen Sims

(74) *Attorney, Agent, or Firm*—Seth Natter; Natter & Natter

(57) **CLAIM**

The ornamental design for a vented container, as shown and described.

DESCRIPTION

FIG. 1 is a top plan view of a vented container showing our new design;

FIG. 2 is a bottom view thereof;

FIG. 3 is a left side view thereof and right side view is a mirror image of the left;

FIG. 4 is a front elevational view thereof;

FIG. 5 is a rear elevation thereof;

FIG. 6 is a perspective view thereof with a cover partially opened; and,

FIG. 7 is a bottom perspective view thereof; with the cover partially opened.

The broken line showing of the vented container is for illustrative purposes only and forms no part of the claimed design.

1 Claim, 3 Drawing Sheets

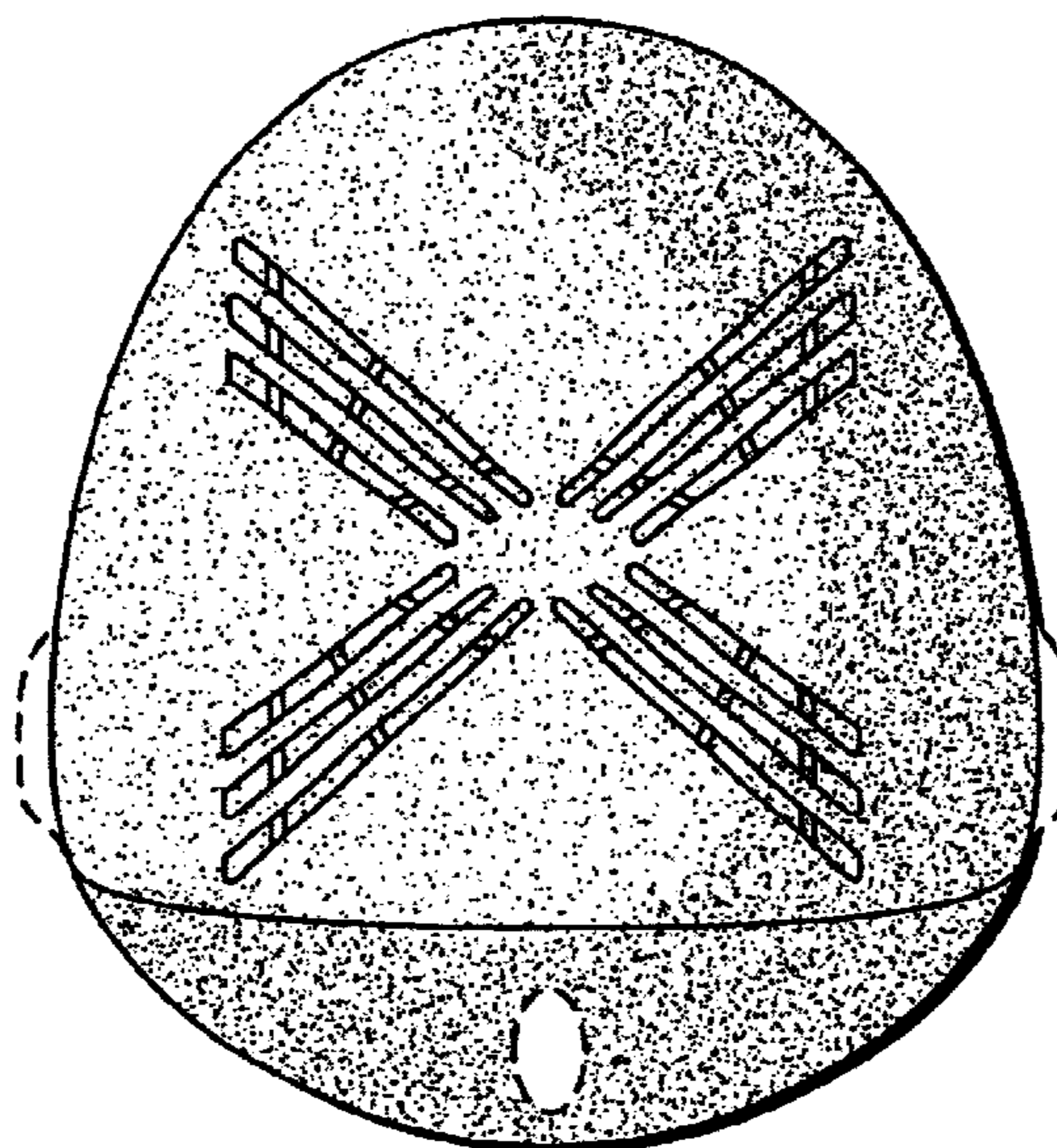


Fig. 1

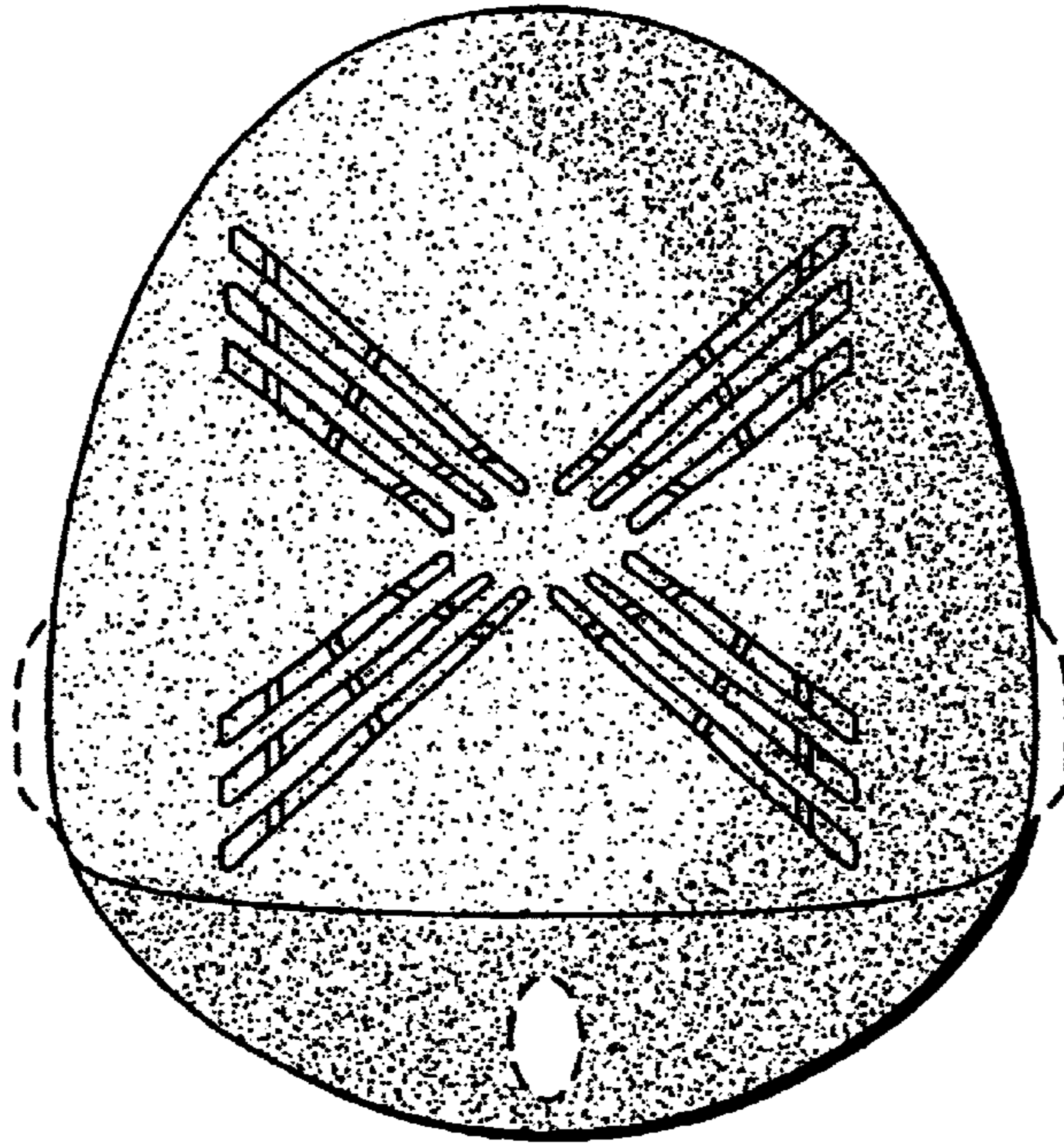


Fig. 2

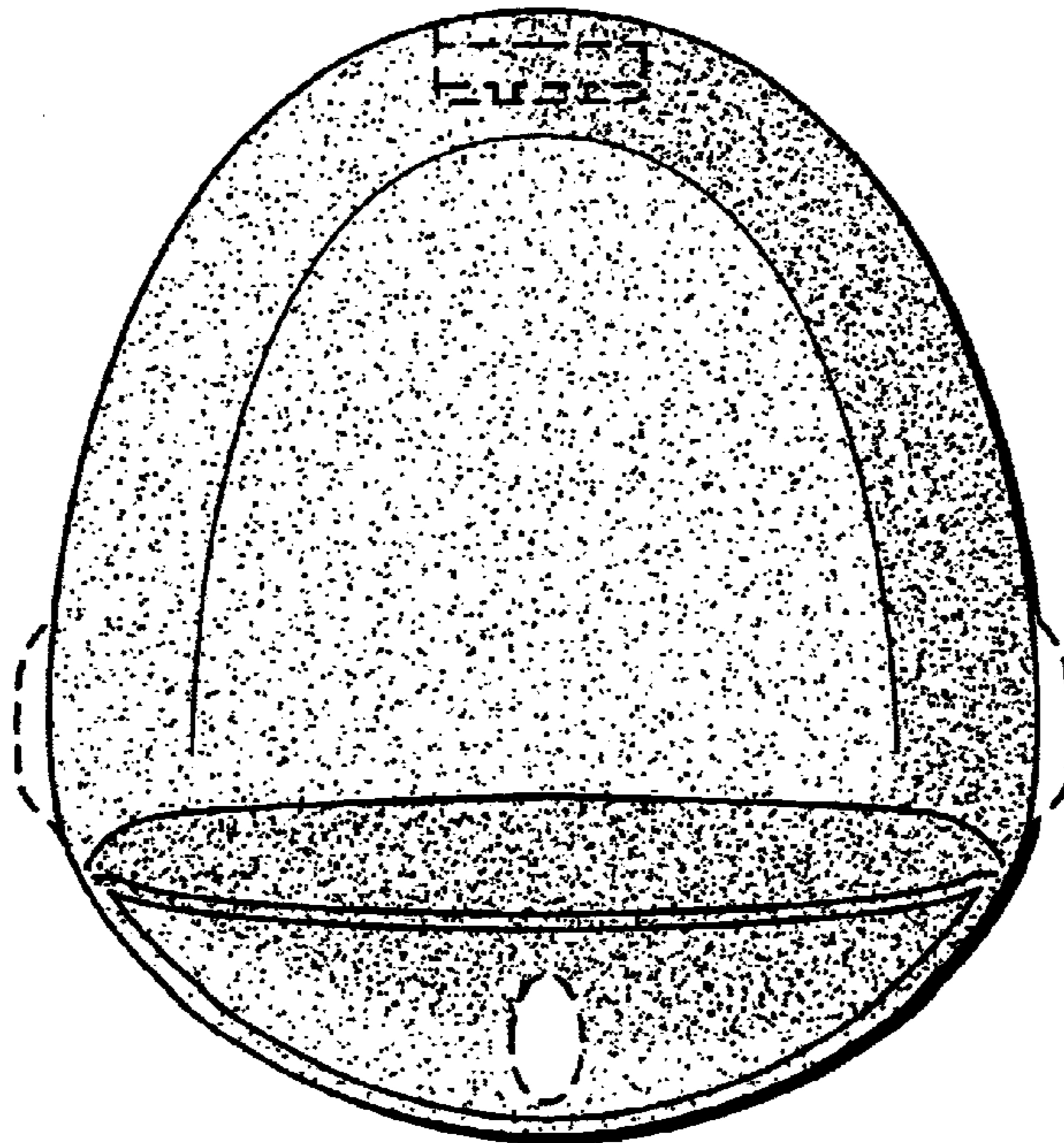


Fig. 3




Fig. 4




Fig. 5




Fig. 6

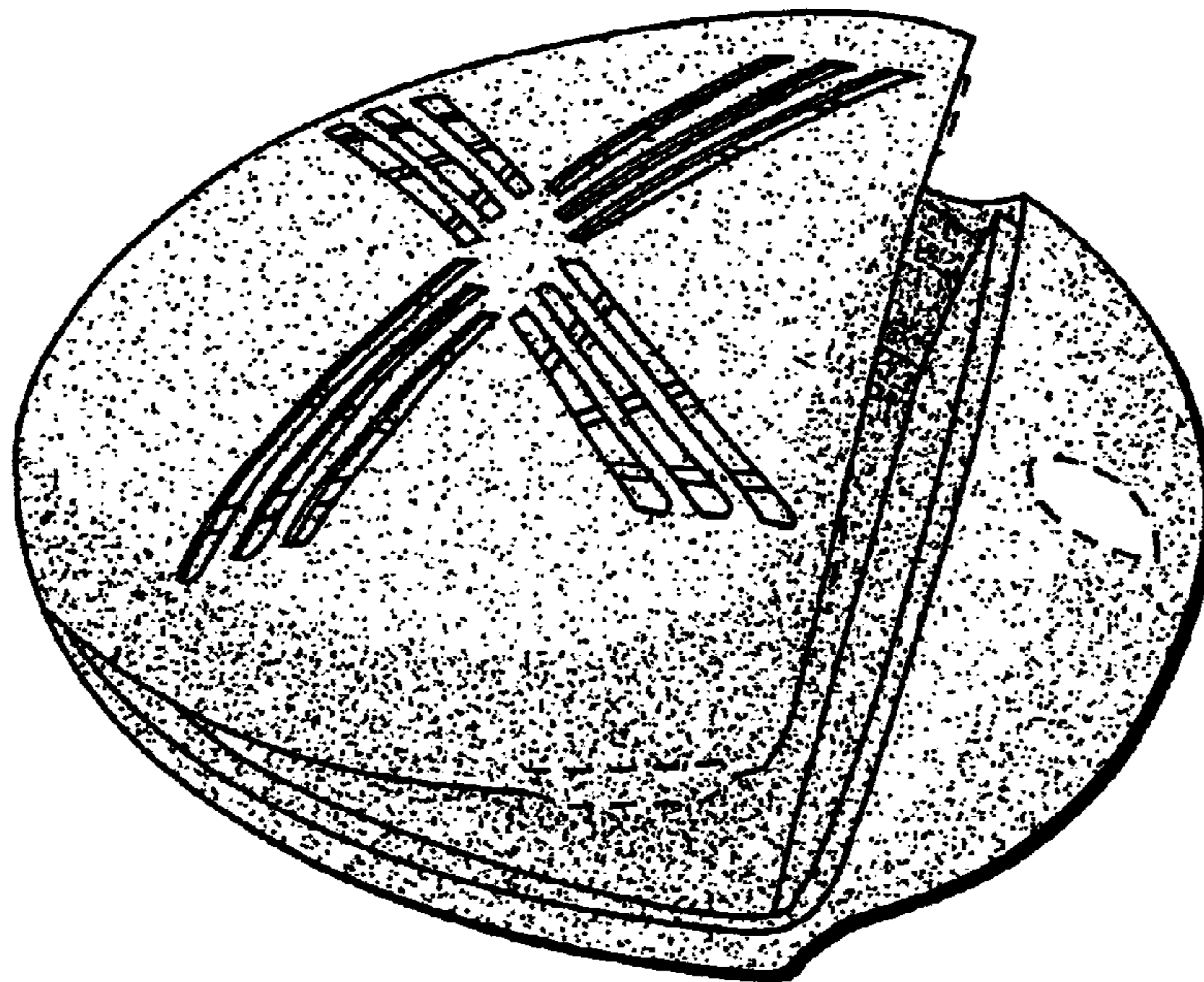


Fig. 7

