



US00D521712S

(12) **United States Design Patent**
Overby

(10) **Patent No.:** **US D521,712 S**

(45) **Date of Patent:** **** May 30, 2006**

(54) **UPPER BODY GARMENT**

(76) **Inventor:** **Lue Overby**, 2020 Wells Rd.,
Apartment 21N, Orange Park, FL (US)
32073

(**) **Term:** **14 Years**

(21) **Appl. No.:** **29/185,259**

(22) **Filed:** **Jun. 26, 2003**

(51) **LOC (8) Cl.** **02-01**

(52) **U.S. Cl.** **D2/717; D2/840**

(58) **Field of Classification Search** D2/717,
D2/728, 749, 750, 753, 840, 844, 847, 739,
D2/741, 829; 450/36; 2/913, 106, 462, 253,
2/247, 244, 115, 113, 246, 104, 119, 95, 96,
2/77, 2.17, 121, DIG. 1, 81, 92, 129, 133,
2/2.16, 69, 69.5, 209.13; D5/63, 64; D20/11;
40/586; 283/56; D11/72

See application file for complete search history.

(56) **References Cited**

U.S. PATENT DOCUMENTS

2,310,103	A	*	2/1943	McDonald	2/113
2,707,284	A	*	5/1955	Artzt	2/114
3,873,999	A	*	4/1975	Artzt	2/113
D324,127	S	*	2/1992	Ashcraft	D2/717
D393,736	S	*	4/1998	Rubin	D2/717
D408,132	S	*	4/1999	Fritsche	D3/211
D443,402	S	*	6/2001	Easton	D2/844
D509,458	S	*	9/2005	Puett, III	D11/172
2002/0089170	A1	*	7/2002	Taverrite	283/56

FOREIGN PATENT DOCUMENTS

GB 2027077 * 2/1993

OTHER PUBLICATIONS

1920's Spalding Wool Basketball Uniform: Antique Athlete; www.antiqueathlete.com/vintage-basketball-memorabilia.shtml; item A, Bottom center of page.*

Spiritwear: Basketball T-shirts; <http://www.ramgraphics.com/basketball.t-shirts.html>; Nov. 1999, Item B, Third image from the left.*

Runnung Man T-Shirt HeadFirst, www.headfirst.org/store/tshirt4.html; Jul. 2001, item C, Center of page.*

Nike-Jordan Clothing; www.UpTempoAir.com 2001-2005, Item D, Center of page.*

"His Airness" T-shirt; www.tampahiphop.com; Oct. 2004, Item E, Center of page.*

* cited by examiner

Primary Examiner—Celia A. Murphy

Assistant Examiner—R. Johnson

(57) **CLAIM**

The ornamental design for an upper body garment, as shown and described.

DESCRIPTION

FIG. 1 is a front elevational view of an upper body garment showing my new design;

FIG. 2 is a rear elevational view of the upper body garment;

FIG. 3 is a right side elevational view of the upper body garment;


FIG. 4 is a left side elevational view of the upper body garment;

FIG. 5 is a top plan view of the upper body garment; and,

FIG. 6 is a bottom plan view of the upper body garment.

The details shown in broken lines in FIGS. 1 and 2 are for illustrative purposes only and form no part of the claimed invention.

1 Claim, 4 Drawing Sheets






FIG. 1



FIG. 2

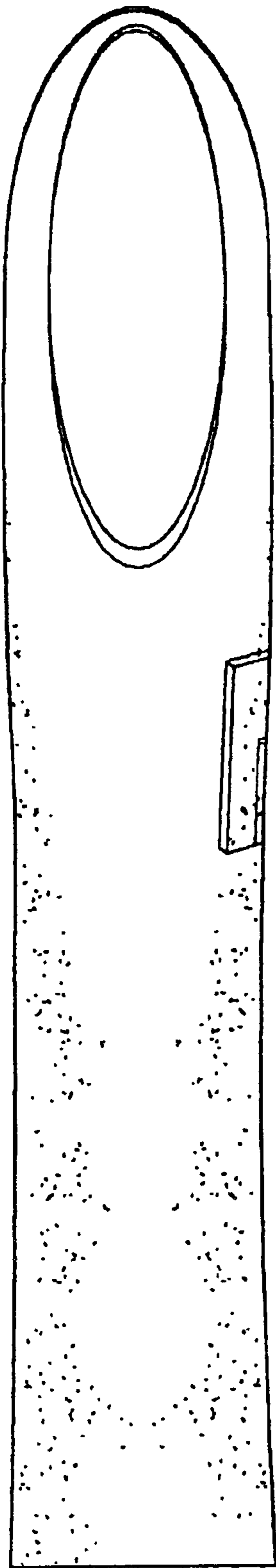


FIG. 3




FIG. 4

FIG. 5




FIG. 6

