

US00D521661S

(12) **United States Design Patent**
Wakasugi et al.

(10) **Patent No.:** **US D521,661 S**

(45) **Date of Patent:** **** May 23, 2006**

(54) **REAR LAMP FOR A MOTOR VEHICLE**

D484,258 S * 12/2003 Numata D26/28

(75) Inventors: **Hiroto Wakasugi**, Ayase (JP); **Toru Takagi**, Fujisawa (JP)

* cited by examiner

Primary Examiner—Marcus A. Jackson

(73) Assignee: **Isuzu Motors Limited**, Tokyo (JP)

(74) *Attorney, Agent, or Firm*—Frommer Lawrence & Haug LLP

(**) Term: **14 Years**

(57) **CLAIM**

(21) Appl. No.: **29/205,206**

The ornamental design for a rear lamp for a motor vehicle, as shown and described.

(22) Filed: **May 11, 2004**

DESCRIPTION

(51) **LOC (8) Cl.** **26-06**

FIG. 1 is a front view of a rear lamp for a motor vehicle in accordance with the present invention as shown in the present design;

(52) **U.S. Cl.** **D26/28**

FIG. 2 is a rear view thereof;

(58) **Field of Classification Search** D26/28-36;
362/459-468, 475-478, 485-487

FIG. 3 is a top plan view thereof;

See application file for complete search history.

FIG. 4 is a bottom plan view thereof;

FIG. 5 is a right side view thereof;

FIG. 6 is a left side view thereof;

(56) **References Cited**

U.S. PATENT DOCUMENTS

D416,638 S * 11/1999 Horbury et al. D26/28

D450,141 S * 11/2001 Sacco et al. D26/28

D463,872 S * 10/2002 Frasher et al. D26/28

FIG. 7 is a perspective view of the front and left side of the rear lamp for a motor vehicle of FIG. 1; and,

FIG. 8 is a perspective view of the rear and right side of the rear lamp for a motor vehicle of FIG. 2.

1 Claim, 4 Drawing Sheets




Fig. 1




Fig. 2




Fig. 3




Fig. 4

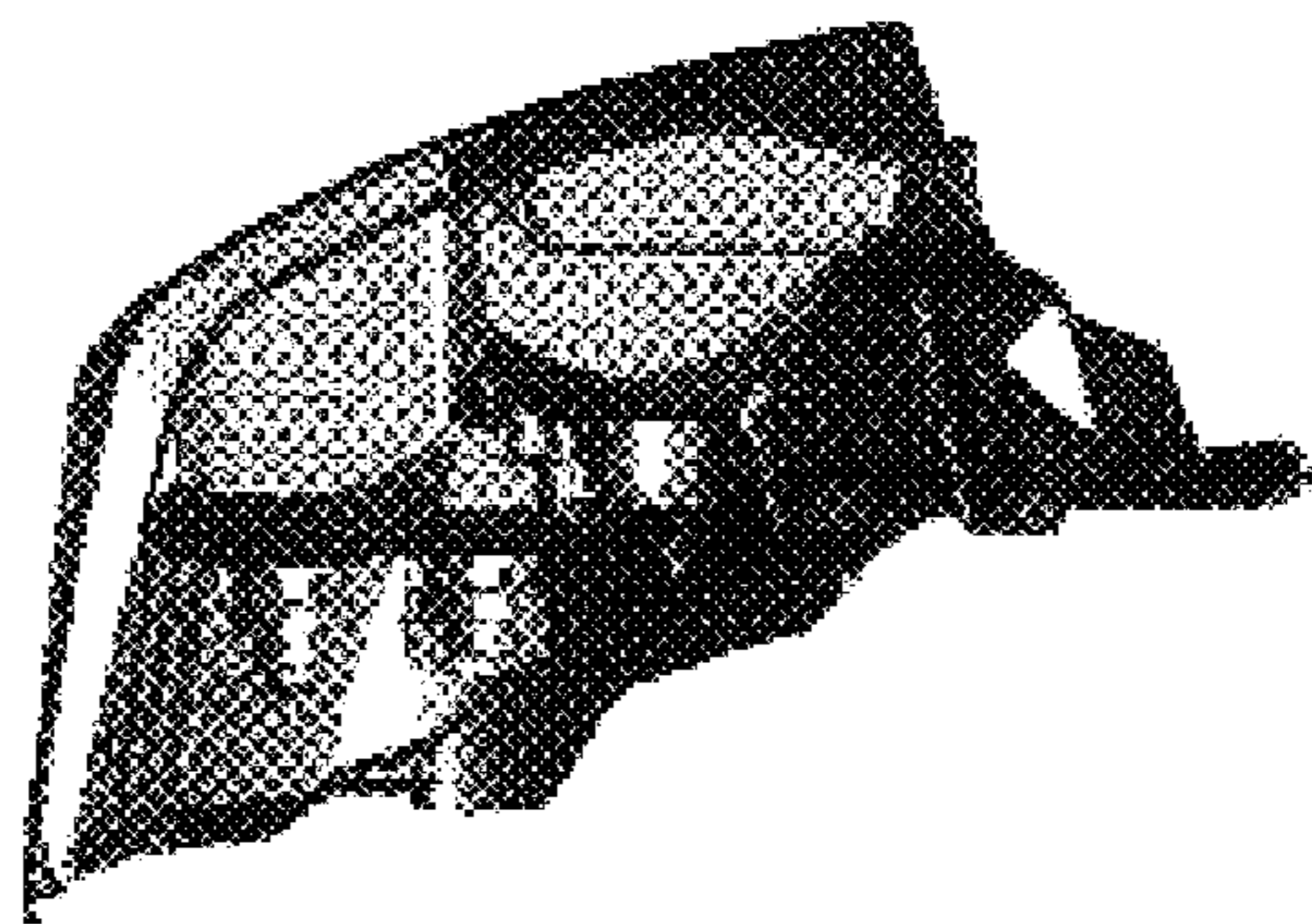


Fig. 5




Fig. 6




Fig. 7




Fig. 8

