

US00D521654S

(12) **United States Design Patent** (10) **Patent No.:** **US D521,654 S**
Anderson et al. (45) **Date of Patent:** **** *May 23, 2006**

(54) **LANDSCAPE EDGING BLOCKS**

FOREIGN PATENT DOCUMENTS

(75) Inventors: **Mark Carlton Anderson**, Buffalo Lake, MN (US); **Dwight David Anderson**, Champlin, MN (US); **Paul Newton Anderson**, Buffalo Lake, MN (US)

GB 194347 2/1923

OTHER PUBLICATIONS

(73) Assignee: **Hector Tile Company, Inc.**, Hector, MN (US)

Jensen Patio Brick, A Division of Natural Stone Mfg Co Inc, "Pavers, Borders, Planters, and Bricks"—product page from website <http://www.jensenpatiobrick.com/pavers.mw>, Nov. 4, 2003, 10 pgs.

(*) Notice: This patent is subject to a terminal disclaimer.

Primary Examiner—Robert A. Delehanty
(74) *Attorney, Agent, or Firm*—Kagan Binder, PLLC

(**) Term: **14 Years**

(57) **CLAIM**

The ornamental design for landscape edging blocks, as shown and described.

(21) Appl. No.: **29/225,886**

(22) Filed: **Mar. 22, 2005**

DESCRIPTION

Related U.S. Application Data

(62) Division of application No. 29/196,889, filed on Jan. 6, 2004, now Pat. No. Des. 505,732.

FIG. 1 is a top view of a first landscape edging block and a second landscape edging block, both according to the present invention, and, illustrated in a first position; where no claim is made to the rough, upper surface;

(51) **LOC (8) Cl.** **25-01**

(52) **U.S. Cl.** **D25/113**

(58) **Field of Classification Search** D25/112–118, D25/164, 2; D21/483–486, 499–500; 404/17, 404/19–20, 27–31, 34–42; 52/102, 596, 574, 52/612, 603–609

FIG. 2 is a bottom view of the first and second landscape edging blocks according to the present invention, and, illustrated in the first position;

See application file for complete search history.

FIG. 3 is a back side view of the two landscape edging blocks according to the present invention in the first position; where no claim is made to the rough, upper surface;

(56) **References Cited**

U.S. PATENT DOCUMENTS

510,259 A	12/1893	Higgins
697,014 A	4/1902	Putnam
986,395 A	3/1911	King
1,166,664 A	1/1916	Dargento
1,977,021 A	10/1934	Spencer
D135,257 S	3/1943	Larson
3,418,774 A	12/1968	Kocher et al.
4,711,599 A	12/1987	Glickman
D299,069 S	12/1988	Risi et al.
4,834,575 A	5/1989	Barth et al.

FIG. 4 is a front side view of the two landscape edging blocks according to the present invention in the first position; where no claim is made to the rough, upper surface;

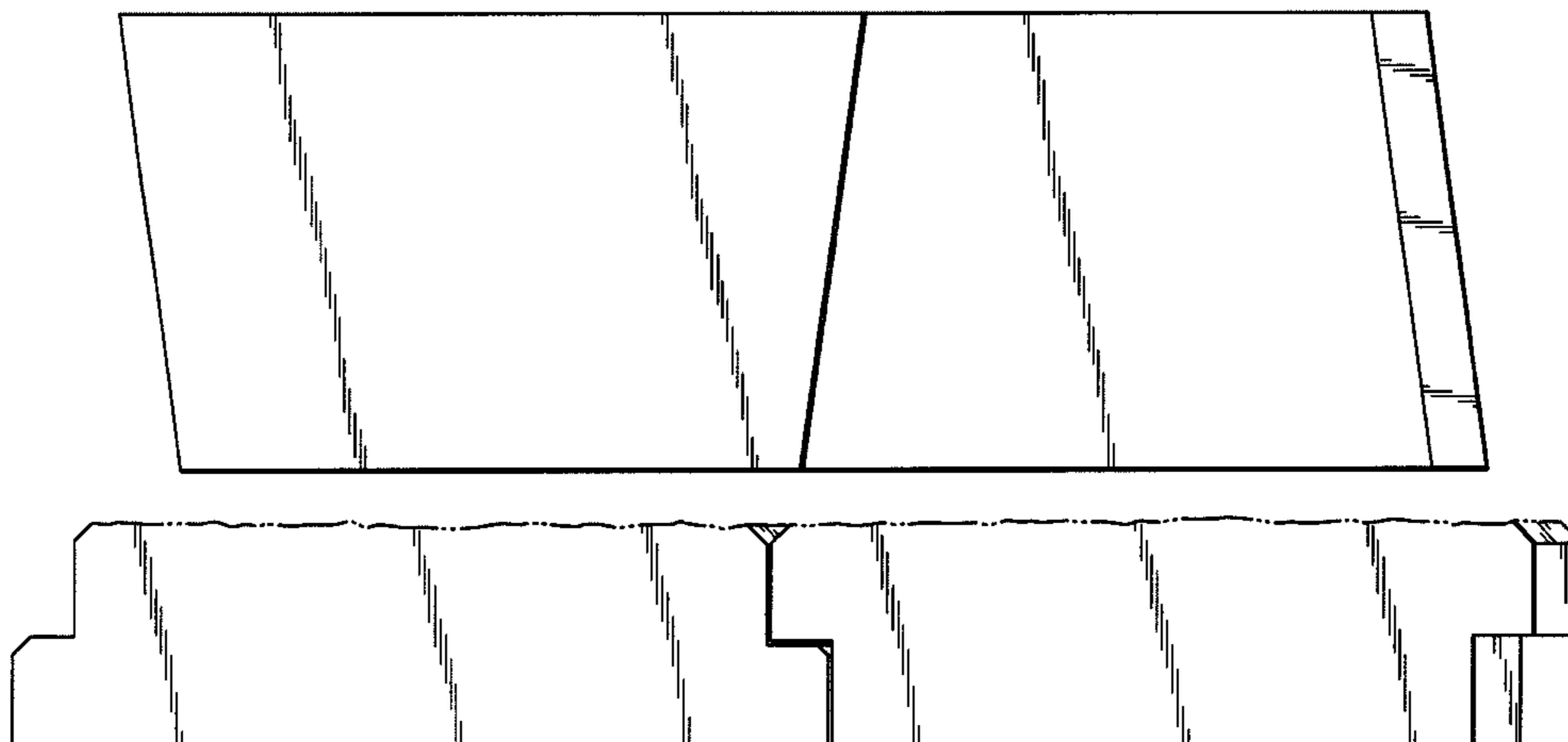
FIG. 5 is a right side view of the two landscape edging blocks according to the present invention in the first position; where no claim is made to the rough, upper surface; and,

FIG. 6 is a left side view of the two landscape edging blocks according to the present invention in the first position; where no claim is made to the rough, upper surface.

The broken line showing of portions of the brick is for illustrative purposes only and forms no part of the claimed design.

(Continued)

1 Claim, 5 Drawing Sheets



US D521,654 S

Page 2

U.S. PATENT DOCUMENTS

4,971,475	A	11/1990	Castonguay et al.	D378,702	S	4/1997	Blomquist et al.
4,976,063	A	12/1990	Young	5,771,631	A	6/1998	Dawson
5,163,777	A	11/1992	Krueger et al.	6,233,897	B1	5/2001	Jurik
D340,775	S	10/1993	Suave	D458,693	S	6/2002	Sievert
5,564,240	A	10/1996	Dean	D479,342	S	9/2003	Dawson
5,568,994	A	10/1996	Dawson	D484,616	S	12/2003	Stenekes
5,588,262	A	12/1996	Dawson	D488,569	S	4/2004	Dawson
				2003/0102589	A1	6/2003	Waltz

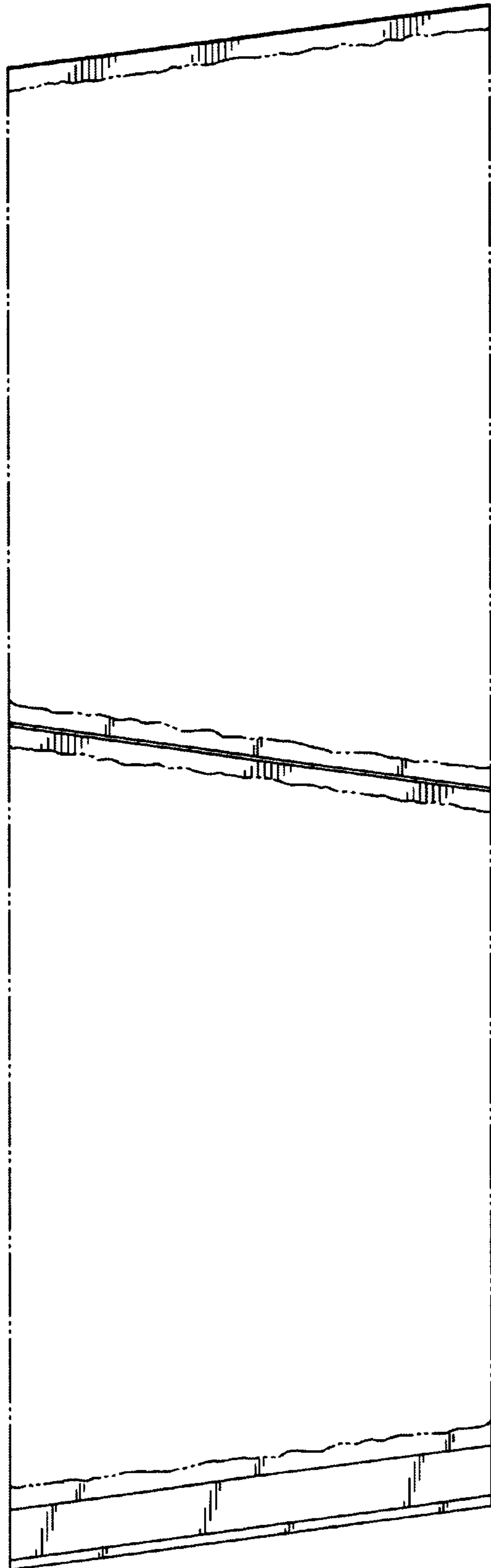


Fig. 1




Fig. 2

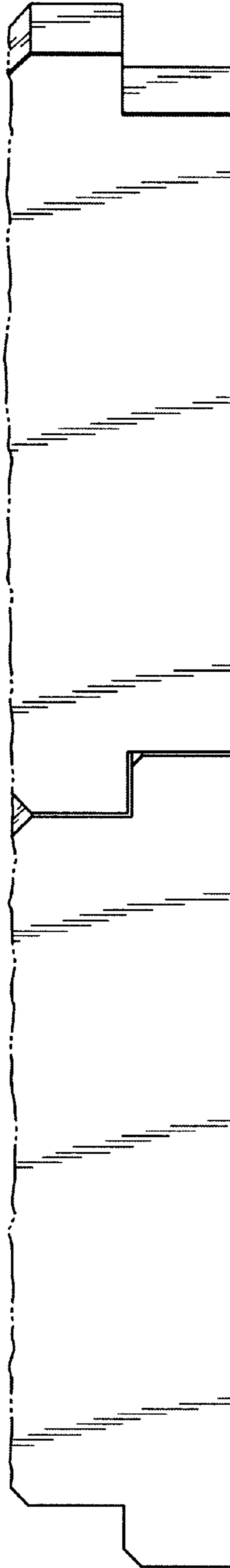


Fig. 3

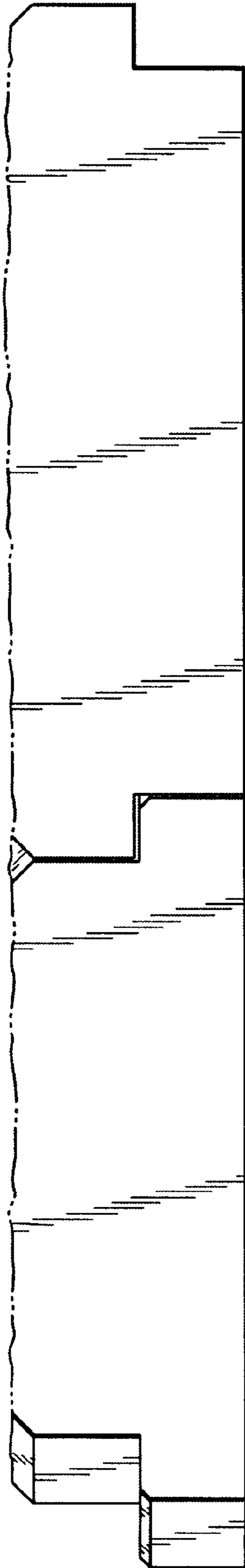


Fig. 4

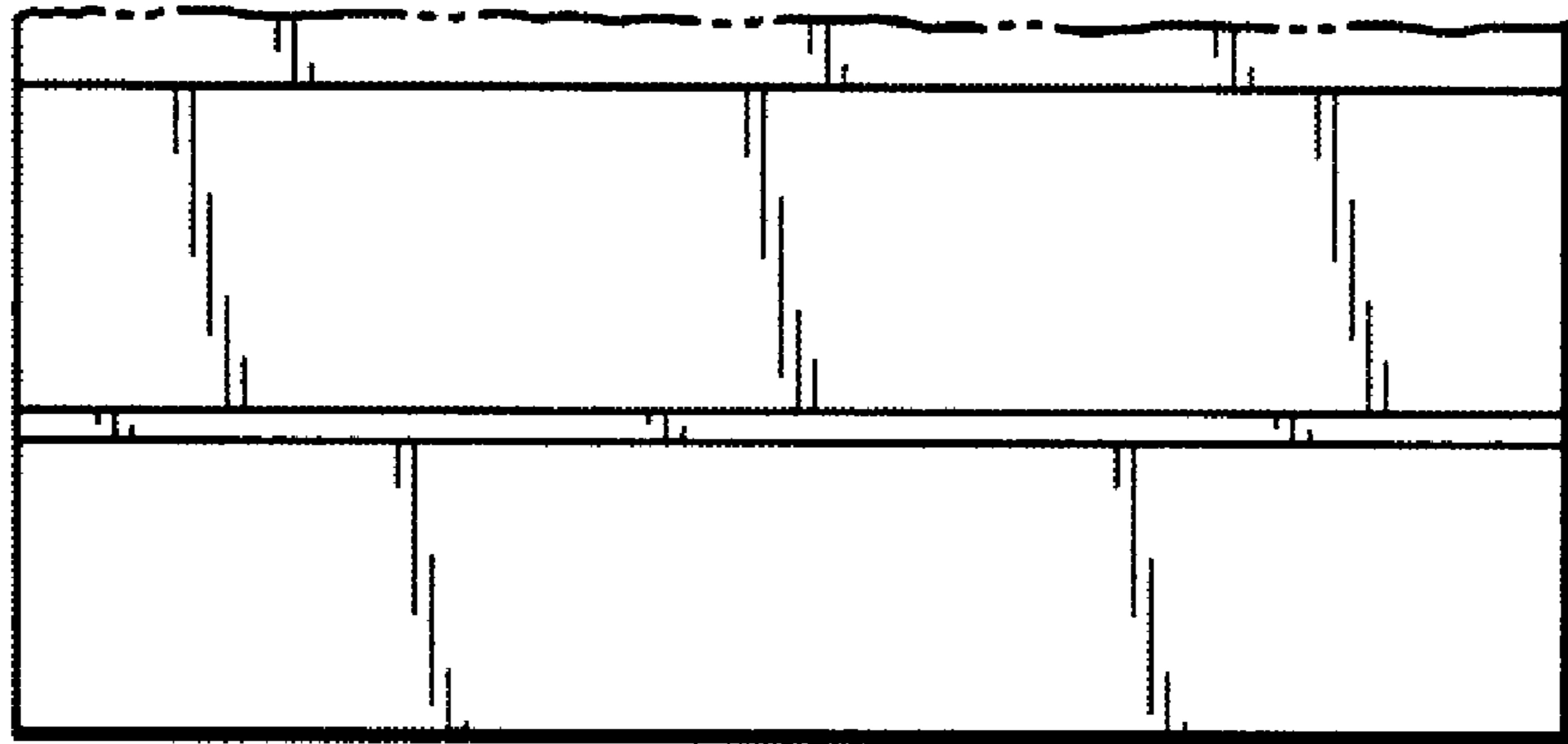


Fig. 5

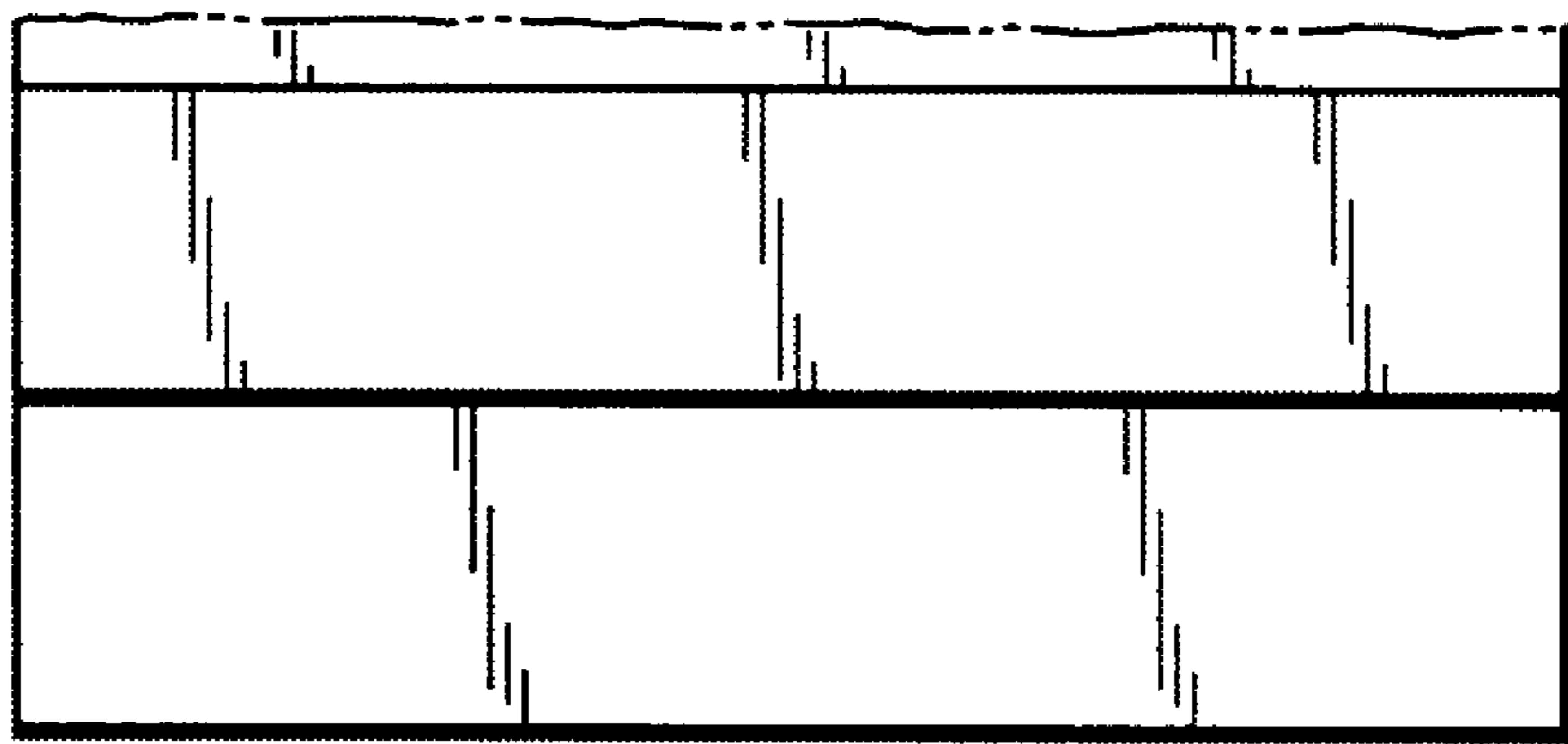


Fig. 6