

US00D521634S

(12) **United States Design Patent**
DePierro

(10) **Patent No.:** **US D521,634 S**

(45) **Date of Patent:** **** May 23, 2006**

(54) **DECORATIVE RADIATOR COVER**

(76) Inventor: **Scott DePierro**, 69 Bishop La.,
Madison, CT (US) 06443

(**) Term: **14 Years**

(21) Appl. No.: **29/221,065**

(22) Filed: **Jan. 11, 2005**

(51) **LOC (8) Cl.** **23-04**

(52) **U.S. Cl.** **D23/395**

(58) **Field of Classification Search** D23/395,
D23/393, 388-389, 386, 341, 397, 330; 237/79;
165/55, 65; 454/307, 224, 271, 273

See application file for complete search history.

(56) **References Cited**

U.S. PATENT DOCUMENTS

D28,514 S	4/1898	Easterly	D23/386
D53,018 S	2/1919	Kellogg	D23/389
1,488,090 A	3/1924	Buhr	D23/389 X
1,633,032 A	6/1927	Nordling	165/57
D84,661 S	* 7/1931	Shurtleff	D23/395
1,963,431 A	* 6/1934	Adler	237/79
D105,868 S	* 8/1937	Hess	D23/395
2,100,767 A	* 11/1937	Perkins	D23/395
D141,145 S	5/1945	Magos	D23/389
D141,146 S	* 5/1945	Magos	D23/389
2,477,824 A	8/1949	Reiss	165/55
2,487,287 A	11/1949	Weber et al.	165/55
D158,043 S	4/1950	Bevington	D23/389
D161,197 S	12/1950	O'Connor, Jr.	D23/389
D164,421 S	9/1951	Hodgman	D23/389
D168,008 S	10/1952	Woodruff	D23/389
2,639,655 A	5/1953	Whitehead	454/287
D174,415 S	* 4/1955	Cotts	D23/389
D177,658 S	5/1956	Bennett	D23/389
D178,052 S	8/1956	Griner	D23/389
2,796,015 A	6/1957	Hayes	454/287
2,876,691 A	3/1959	Woods	454/287
D320,848 S	10/1991	Cutshall et al.	D23/393
D338,061 S	8/1993	Reed et al.	D23/389
D338,264 S	8/1993	Reed et al.	D23/389
D338,716 S	8/1993	Reed et al.	D23/389

D339,415 S	* 9/1993	Kiras	D23/397
D382,048 S	* 8/1997	Bennett	D23/389
D394,695 S	5/1998	Blais	D23/389
D400,669 S	11/1998	Hannigan	D23/389
D402,748 S	12/1998	Cuomo	D23/389
D407,480 S	* 3/1999	Leiter et al.	D23/388
5,884,690 A	3/1999	Zussman et al.	165/55
D423,661 S	* 4/2000	Pelonis	D23/395
6,052,959 A	4/2000	LaBrosse	52/302.6
D469,172 S	1/2003	Warren et al.	D23/389
6,550,688 B1	4/2003	Uglietto	237/79

* cited by examiner

Primary Examiner—Catherine R. Oliver

(74) *Attorney, Agent, or Firm*—Carter, DeLuca, Farrell & Schmidt, LLP

(57) **CLAIM**

The ornamental design for a decorative radiator cover, as shown and described.

DESCRIPTION

FIG. 1 is a front view of the decorative radiator cover in accordance with the present invention;

FIG. 2 is a back view of the decorative radiator cover of FIG. 1;

FIG. 3 is a top view of the decorative radiator cover of FIG. 1;

FIG. 4 is a bottom view of the decorative radiator cover of FIG. 1;

FIG. 5 is a perspective view of the decorative radiator cover of FIG. 1;

FIG. 6 is a first side view of the decorative radiator cover of FIG. 1;

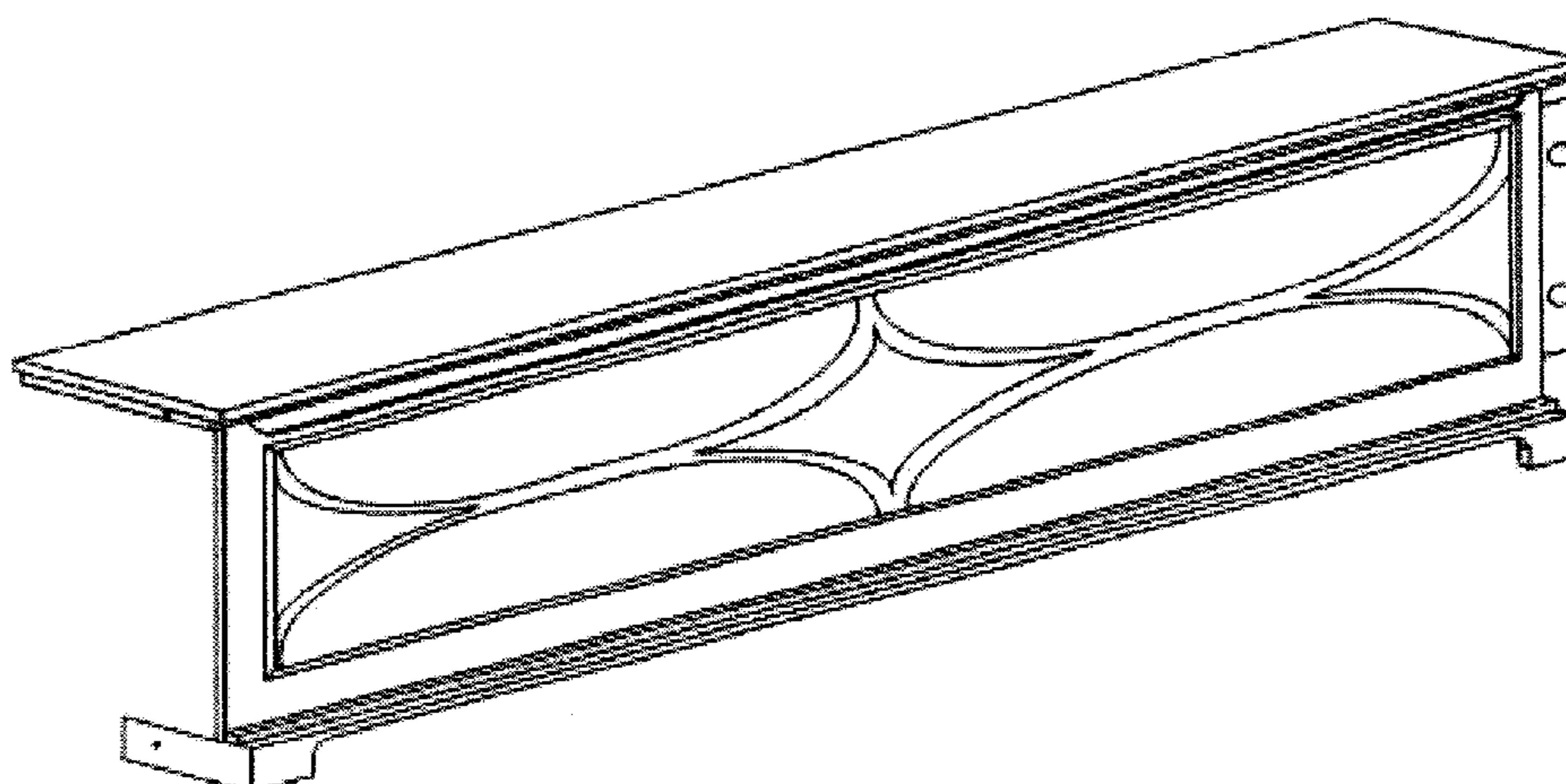
FIG. 7 is the other side view of the decorative radiator cover of FIG. 1;

FIG. 8 is a front view of the decorative radiator cover of FIG. 1 having a spacer and an end piece shown in phantom; and,

FIG. 9 is a perspective view of the decorative radiator cover of FIG. 8.

The broken line showing of environment in the drawings is for illustrative purposes only and forms no part of the claimed design.

1 Claim, 3 Drawing Sheets






FIG. 1




FIG. 2




FIG. 3

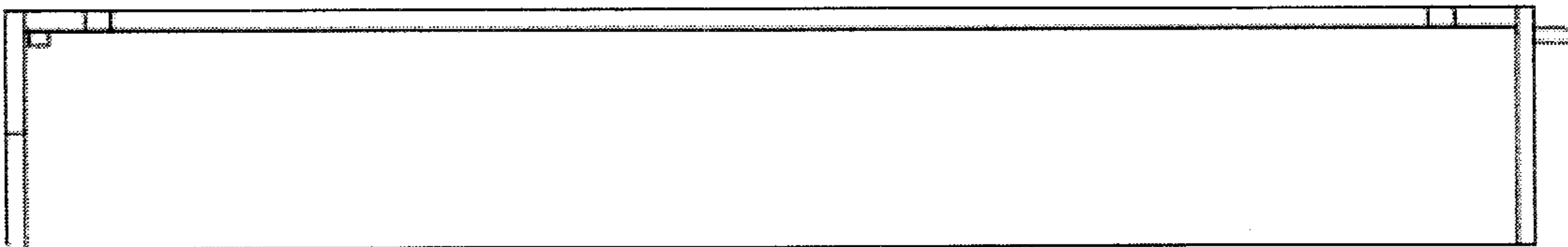


FIG. 4

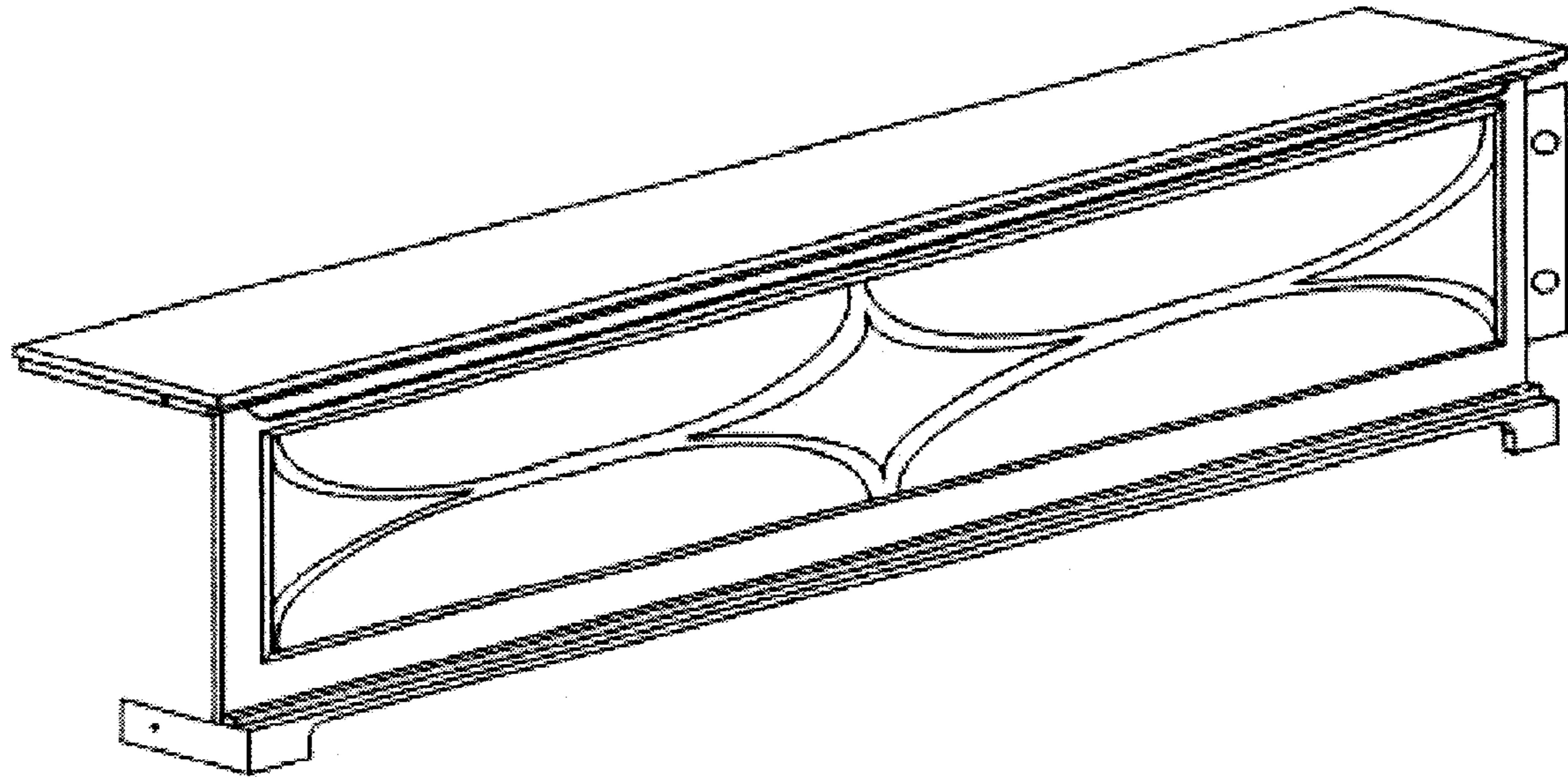


FIG. 5

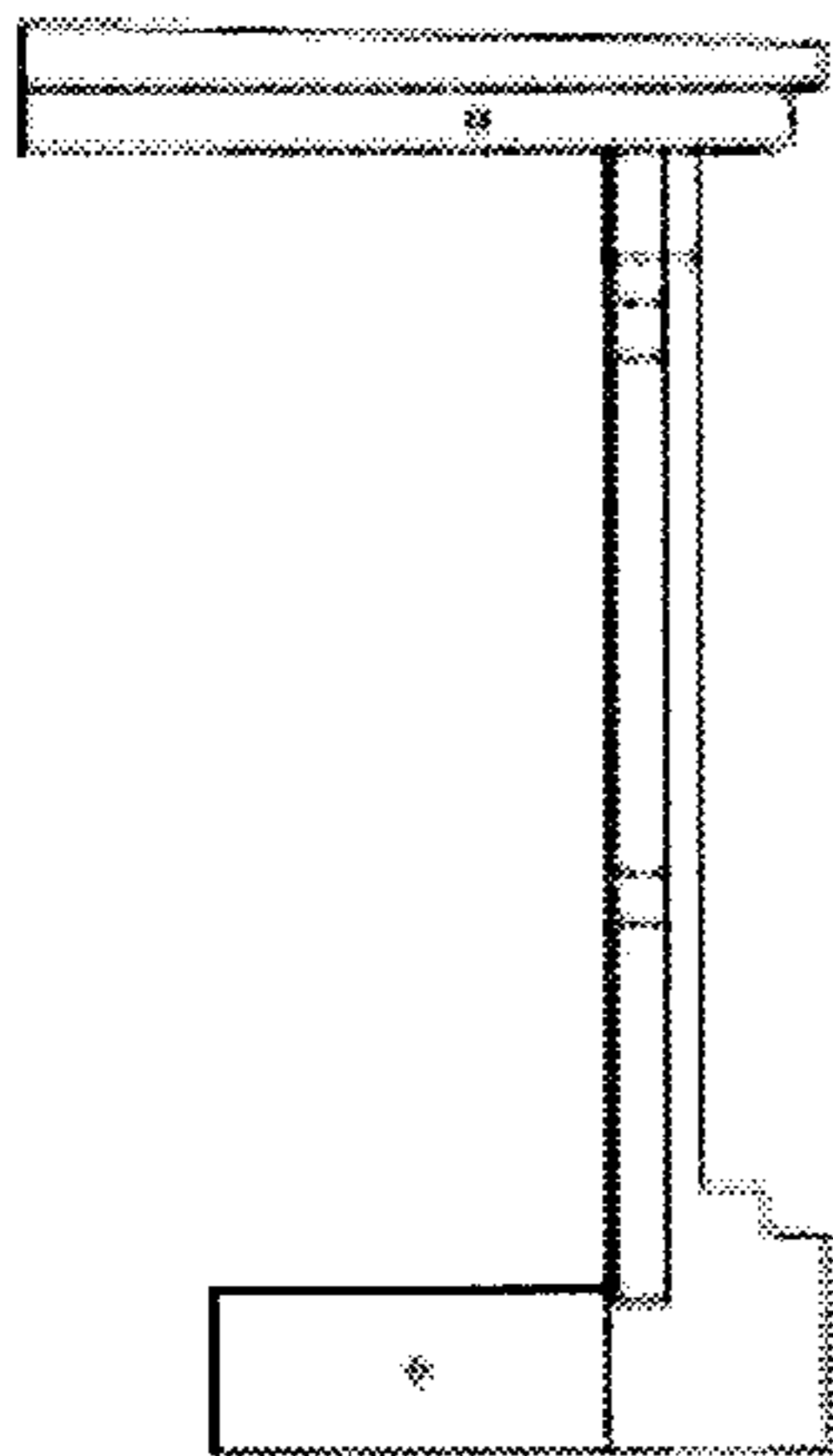


FIG. 6

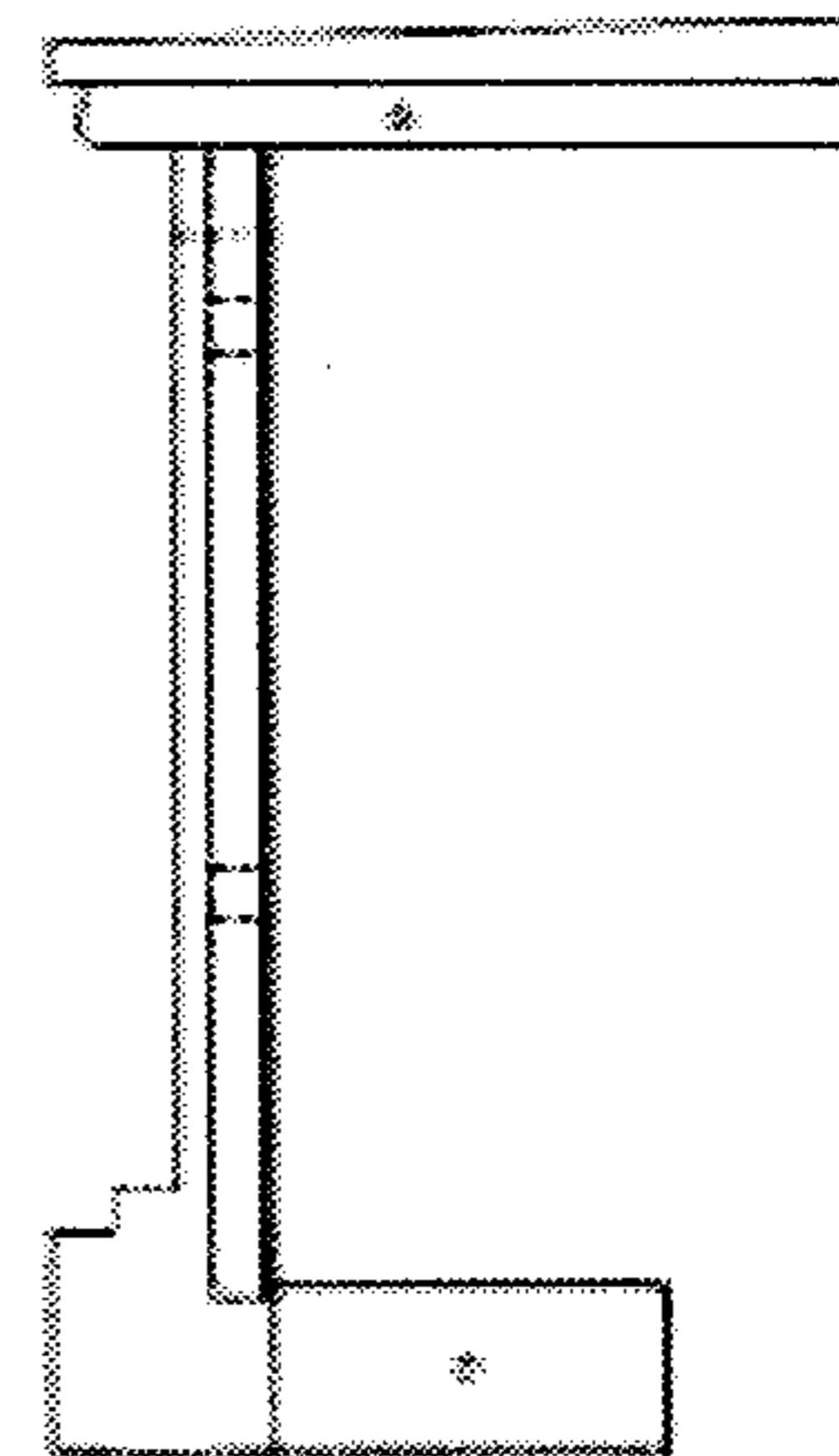


FIG. 7

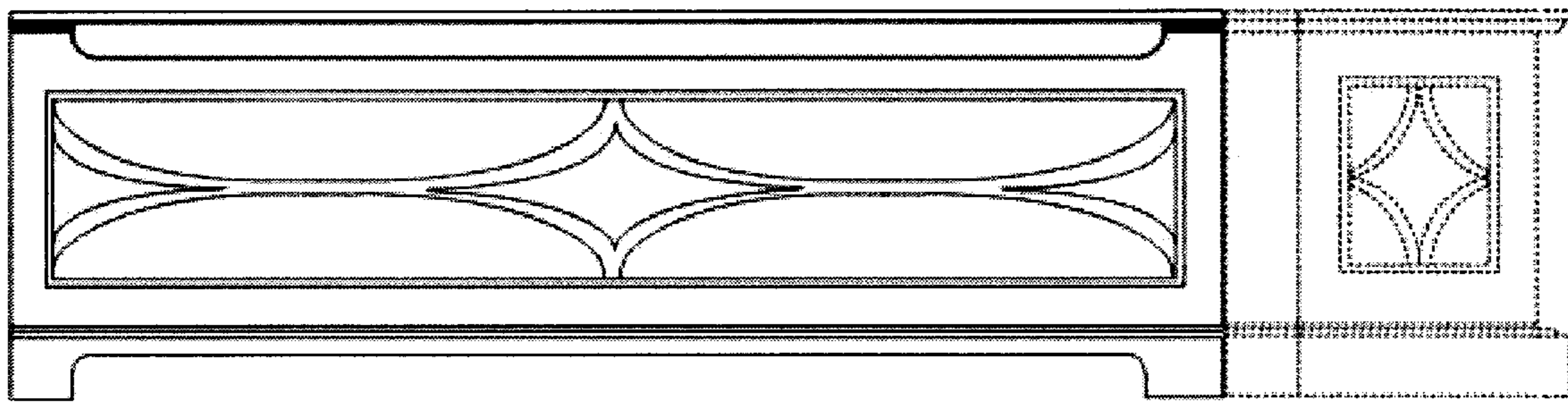


FIG. 8

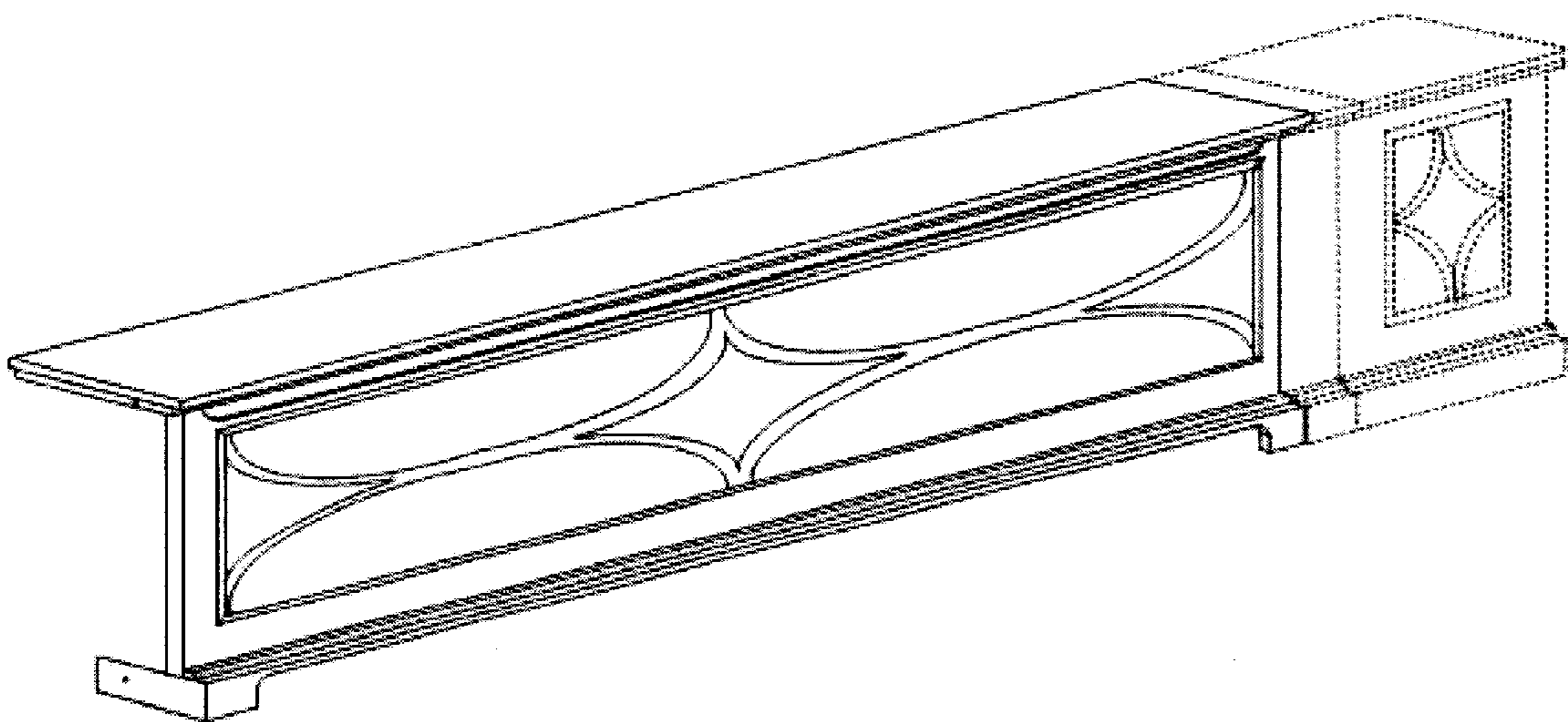


FIG. 9