

US00D521623S

(12) **United States Design Patent**
Hidalgo

(10) **Patent No.:** **US D521,623 S**

(45) **Date of Patent:** **** May 23, 2006**

(54) **CEILING FAN**

(75) Inventor: **Rolando Hidalgo**, Orange, CA (US)

(73) Assignee: **Minka Lighting, Inc.**, Corona, CA (US)

(**) Term: **14 Years**

(21) Appl. No.: **29/185,965**

(22) Filed: **Jul. 7, 2003**

(51) **LOC (8) Cl.** **23-04**

(52) **U.S. Cl.** **D23/377; D23/379; D23/385**

(58) **Field of Classification Search** **D23/377, D23/379, 385, 411, 413; 416/5**

See application file for complete search history.

(56) **References Cited**

U.S. PATENT DOCUMENTS

D420,125 S	*	2/2000	Johnson	D23/411
D477,069 S	*	7/2003	Johnson	D23/411
D481,450 S	*	10/2003	Young	D23/377

OTHER PUBLICATIONS

U.S. Appl. No. 29/185,967, filed Jul. 7, 2003, Rolando Hidalgo.

U.S. Appl. No. 29/185,966, filed Jul. 7, 2003, Rolando Hidalgo.

U.S. Appl. No. 29/185,943, filed Jul. 7, 2003, Rolando Hidalgo.

* cited by examiner

Primary Examiner—Lisa Lichtenstein

(74) *Attorney, Agent, or Firm*—Baker & McKenzie LLP

(57) **CLAIM**

The ornamental design for a ceiling fan, as shown and described.

DESCRIPTION

FIG. 1 is a perspective view from below of a ceiling fan in accordance with my design.

FIG. 2 is a bottom plan view of the ceiling fan in accordance with my design.

FIG. 3 is a top plan view of the ceiling fan in accordance with my design.


FIG. 4 is a rear elevation view of the ceiling fan in accordance with my design.

FIG. 5 is a side elevation view of the ceiling fan in accordance with my design; and,

FIG. 6 is an enlarged partial perspective view from below of the ceiling fan in accordance with my design.

The rear and side elevation views are identical except for the position of the blades.

1 Claim, 5 Drawing Sheets






Fig.1




Fig.2




Fig.3




Fig.4

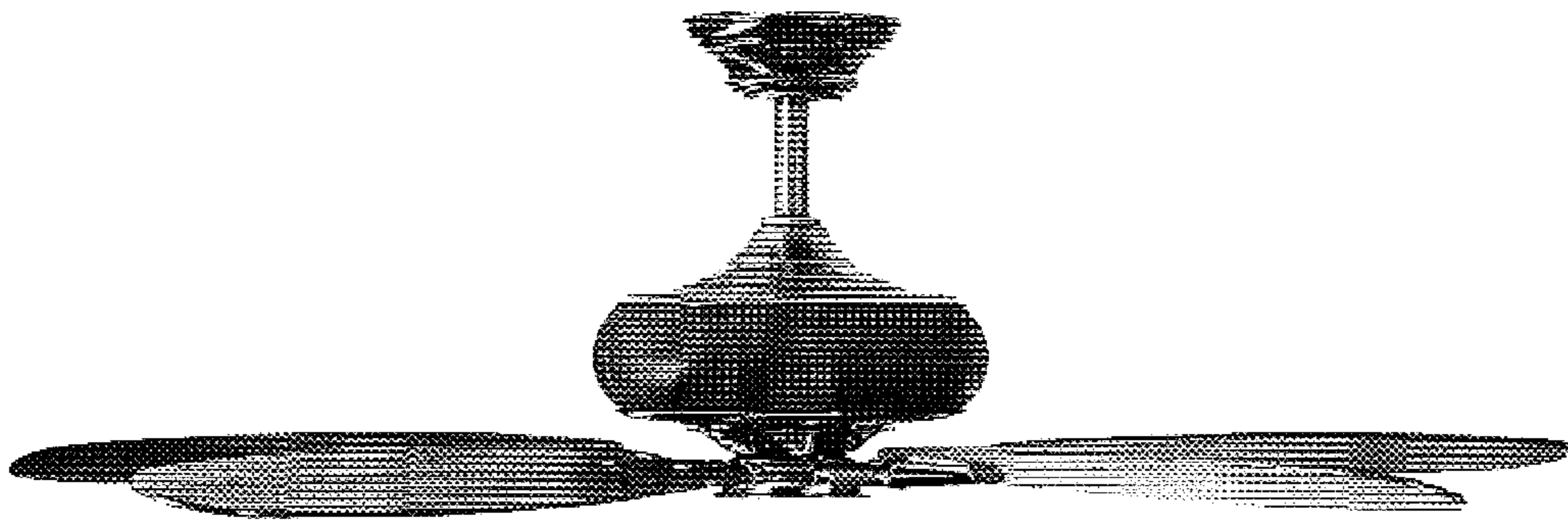


Fig.5




Fig.6