



US00D521609S

(12) **United States Design Patent**  
**Fritz**

(10) **Patent No.:** **US D521,609 S**

(45) **Date of Patent:** **\*\* May 23, 2006**

(54) **FAUCET SPOUT**

(75) Inventor: **Seth A. Fritz**, Kendallville, IN (US)

(73) Assignee: **Masco Corporation of Indiana**,  
Indianapolis, IN (US)

(\*\*) Term: **14 Years**

(21) Appl. No.: **29/220,008**

(22) Filed: **Dec. 23, 2004**

(51) **LOC (8) Cl.** ..... **23-01**

(52) **U.S. Cl.** ..... **D23/255**

(58) **Field of Classification Search** ..... D23/238-257;  
4/675-678; 137/801  
See application file for complete search history.

(56) **References Cited**

**U.S. PATENT DOCUMENTS**

- D465,559 S \* 11/2002 Chen ..... D23/242
- D474,834 S \* 5/2003 Czerwinski et al. .... D23/255
- D479,584 S \* 9/2003 Shieh ..... D23/249

D487,132 S \* 2/2004 Zhao ..... D23/238

\* cited by examiner

*Primary Examiner*—Louis S. Zarfes

*Assistant Examiner*—G. Andoll

(74) *Attorney, Agent, or Firm*—Kwadjo Adusei-Poku;  
Lloyd D. Doigan

(57) **CLAIM**

The ornamental design for a faucet spout, as shown and described.

**DESCRIPTION**

FIG. 1 is a front perspective view of a faucet handle showing my design;

FIG. 2 is a right side elevational view thereof, the left side elevational view being a mirror image thereof;

FIG. 3 is a rear elevational view thereof;

FIG. 4 is a front elevational view thereof;


FIG. 5 is a top plan view thereof; and,

FIG. 6 is a rear perspective view thereof.

The broken lines in the Figures are for illustrative purposes only and form no part of the claimed design.

**1 Claim, 6 Drawing Sheets**





**FIG. 1**

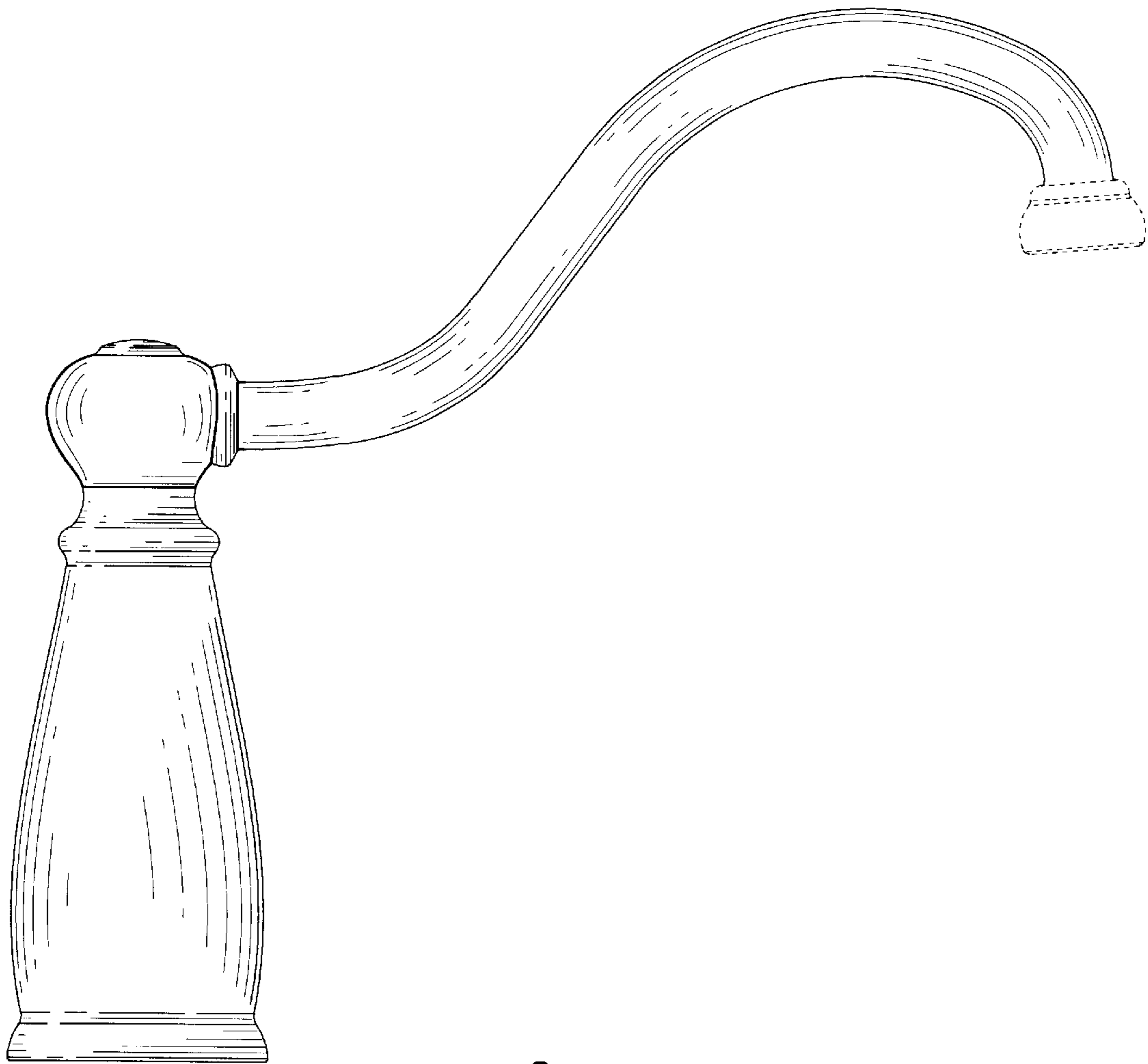

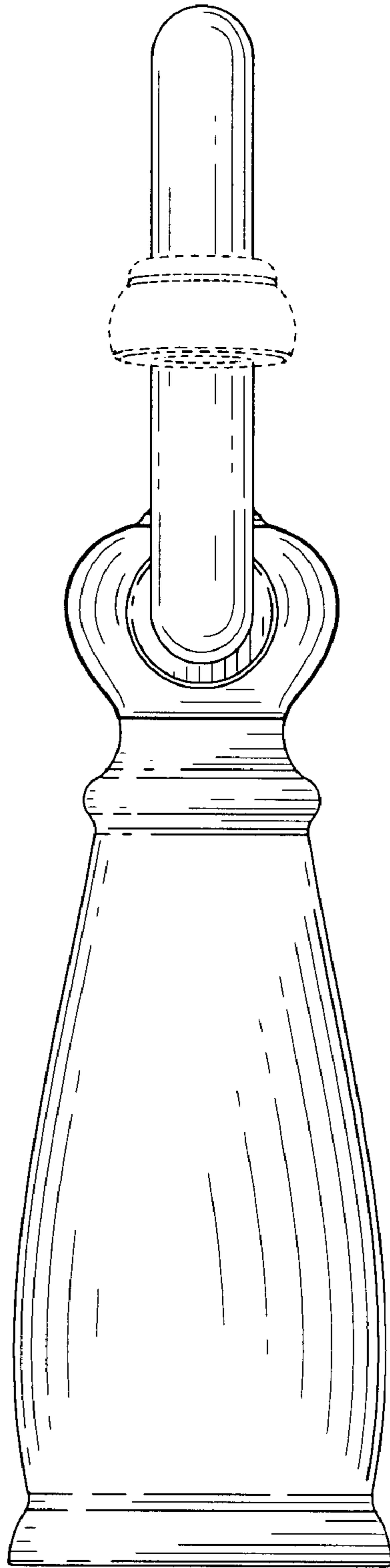


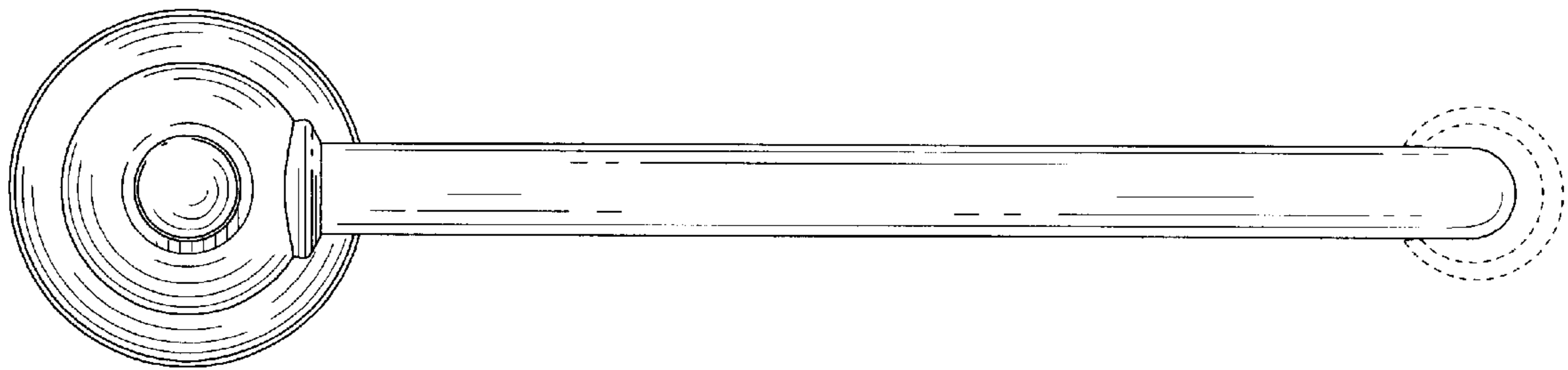
FIG. 2



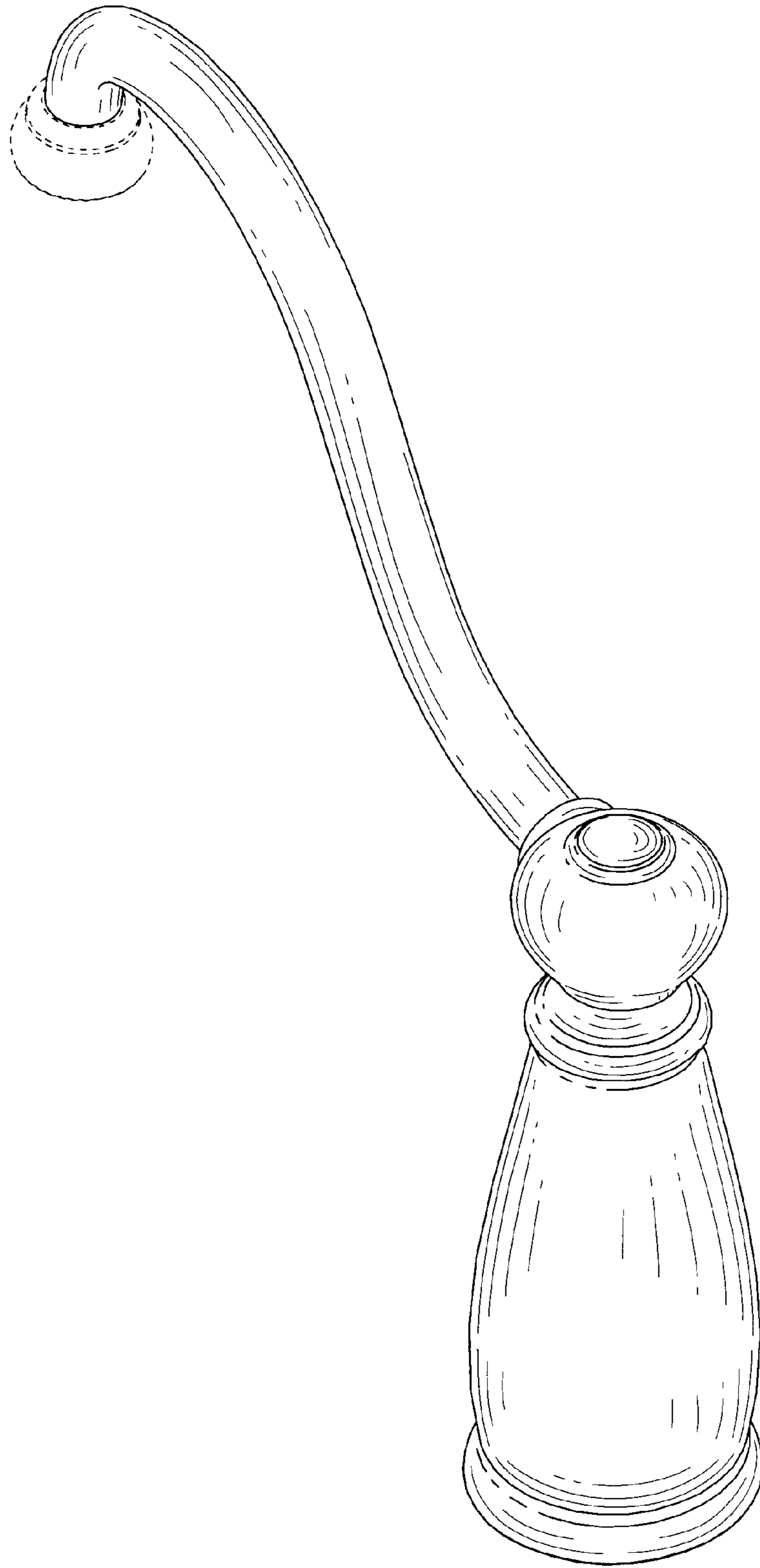
**FIG. 3**



**FIG. 4**



**FIG. 5**



**FIG. 6**