



US00D521607S

(12) **United States Design Patent**  
**Blomstrom**

(10) **Patent No.:** **US D521,607 S**

(45) **Date of Patent:** **\*\* May 23, 2006**

(54) **PLUMBING FITTING**

(75) Inventor: **John K. Blomstrom**, Sheboygan Falls, WI (US)

(73) Assignee: **Kohler Co.**, Kohler, WI (US)

(\*\*) Term: **14 Years**

(21) Appl. No.: **29/208,601**

(22) Filed: **Jun. 30, 2004**

(51) **LOC (8) Cl.** ..... **23-01**

(52) **U.S. Cl.** ..... **D23/252**

(58) **Field of Classification Search** ..... D23/238-243,  
D23/245, 250-257; D8/300-322, 350-353,  
D8/DIG. 3; 16/110.1; 4/675-678; 137/801  
See application file for complete search history.

(56) **References Cited**

**U.S. PATENT DOCUMENTS**

D96,839 S	1/1935	Johnston	
D325,622 S	*	4/1992 Bengtson	D23/252
D325,772 S	*	4/1992 Carr	D23/252
D460,158 S	*	7/2002 Green et al.	D23/252
D460,529 S		7/2002 Caplow	
D476,065 S	*	6/2003 Smith	D23/252

**OTHER PUBLICATIONS**

Harden Catalog, #16-01-2-0B-B.  
Kallista Catalog, Barbara Barry Basin Set, p. 68.  
Sterling Catalog, ColorSplash p. 6, 4" Mini-Spread Lavatory Faucets and ColorSplash Kitchen Faucets.

Kallista Catalog, p. 45, Bacchus High-Arc Bar/Basin Set in Brushed Nickel.

Kallista Catalog, Retro Kallista-Hampstead, p. 59.

\* cited by examiner

*Primary Examiner*—Louis S. Zarfes

*Assistant Examiner*—Gregory Andoll

(74) *Attorney, Agent, or Firm*—Quarles & Brady LLP

(57) **CLAIM**

The ornamental design for a plumbing fitting, as shown and described.

**DESCRIPTION**

In a preferred embodiment, the nature of this product is as faucet component in the form of a handle.

FIG. 1 is a right, top, front perspective view of a plumbing fitting embodying my new design;

FIG. 2 is a right side elevational view thereof, the left side view being a mirror image of the right side shown;

FIG. 3 is a top plan view thereof;

FIG. 4 is a front elevational view thereof;

FIG. 5 is a rear elevational view thereof; and,

FIG. 6 is a bottom plan view thereof.

The broken line representation of the opening in FIG. 6 is for purposes of illustration only, and form no part of the claimed design.

**1 Claim, 1 Drawing Sheet**




FIG. 1




FIG. 2




FIG. 3




FIG. 6





FIG. 4




FIG. 5