

US00D521605S

(12) **United States Design Patent**
Koury et al.

(10) **Patent No.:** **US D521,605 S**

(45) **Date of Patent:** **** May 23, 2006**

(54) **FAUCET HANDLE**

D388,864 S * 1/1998 Fabian D23/250
D418,205 S * 12/1999 Hyde et al. D23/250
D458,344 S * 6/2002 Mullenmeister D23/250

(75) Inventors: **Steffen Koury**, Charlestown, MA (US);
John Schaffeld, Marshfield, MA (US)

* cited by examiner

(73) Assignee: **Masco Corporation of Indiana**,
Indianapolis, IN (US)

Primary Examiner—Louis S. Zarfaz

Assistant Examiner—G. Andoll

(**) Term: **14 Years**

(74) *Attorney, Agent, or Firm*—Kwadjo Adusei-Poku;
Lloyd D. Doigan

(21) Appl. No.: **29/218,246**

(57) **CLAIM**

(22) Filed: **Nov. 30, 2004**

The ornamental design for a faucet handle, as shown and described.

(51) **LOC (8) Cl.** **23-01**

(52) **U.S. Cl.** **D23/250**

(58) **Field of Classification Search** D23/238–257;
D8/250–257, 300–322, DIG. 3; 16/110.1;
4/675–678; 137/801

See application file for complete search history.

DESCRIPTION

FIG. 1 is a front perspective view of a faucet handle showing our design;

FIG. 2 is a left side elevational view thereof;

FIG. 3 is a right side elevational view thereof;

FIG. 4 is a front elevational view thereof;

FIG. 5 is a rear elevational view thereof; and,

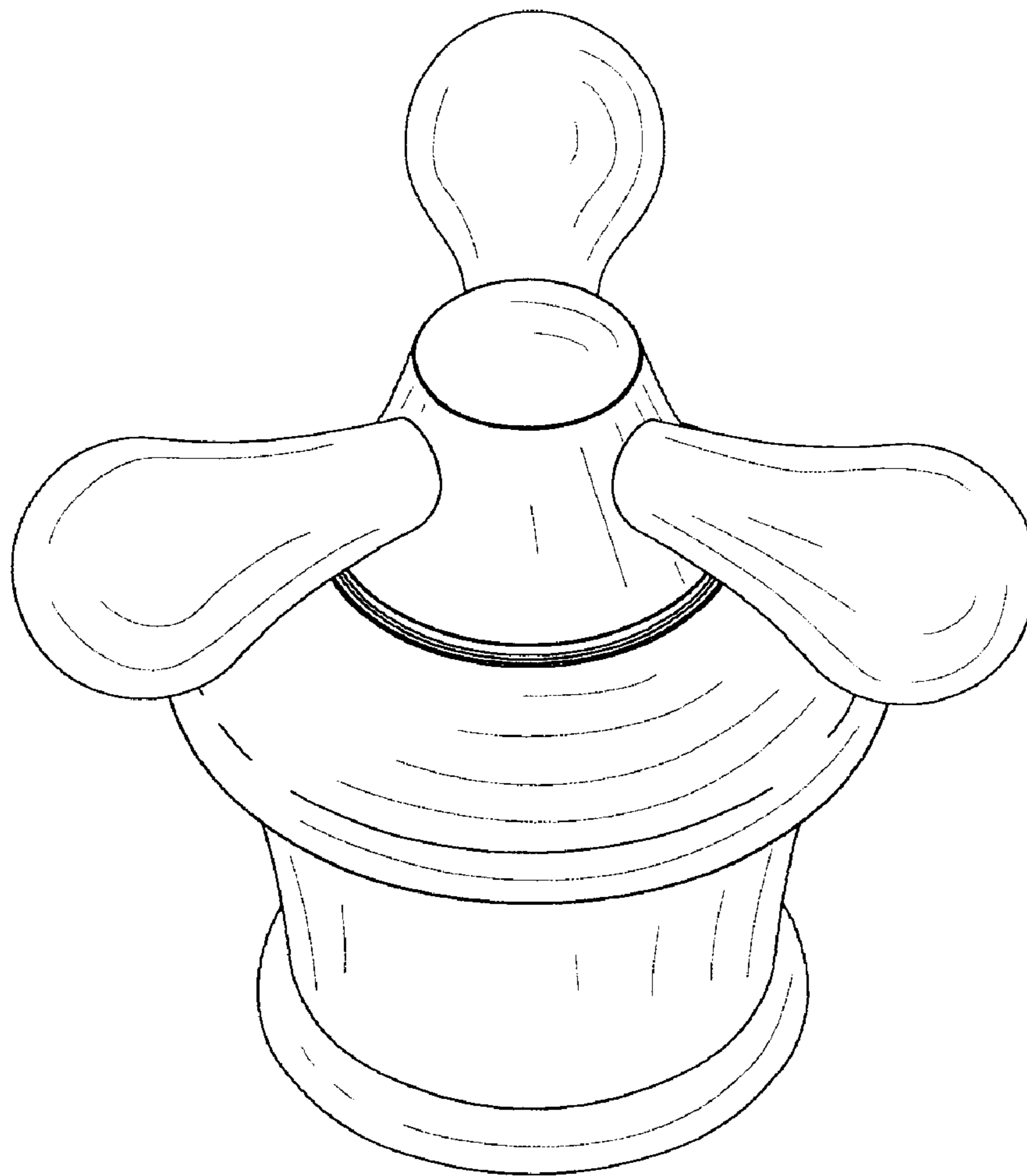
FIG. 6 is a top plan view thereof.

(56) **References Cited**

U.S. PATENT DOCUMENTS

D325,958 S * 5/1992 Stairs et al. D23/250
D327,531 S * 6/1992 Ko D23/250

1 Claim, 6 Drawing Sheets






FIG. 1




FIG. 2




FIG. 3




FIG. 4




FIG. 5




FIG. 6