



US00D521581S

(12) **United States Design Patent**
Johnson

(10) **Patent No.:** **US D521,581 S**

(45) **Date of Patent:** **** May 23, 2006**

(54) **PUTTER HEAD**

D489,780 S * 5/2004 Sloboda D21/738

(76) **Inventor:** **Lanny L. Johnson**, 4658 Chippewa Dr., Okemos, MI (US) 48805-0975

* cited by examiner

(**) **Term:** **14 Years**

Primary Examiner—Mitchell Siegel

(21) **Appl. No.:** **29/228,137**

(74) *Attorney, Agent, or Firm*—Wilson Daniel Swayze, Jr.

(22) **Filed:** **Apr. 20, 2005**

(57) **CLAIM**

The ornamental design for a putter head, as shown and described.

(51) **LOC (8) Cl.** **21-02**

DESCRIPTION

(52) **U.S. Cl.** **D21/736**

(58) **Field of Classification Search** D21/736–746;
473/324–331, 340, 341

FIG. 1 is a front view of the putter head, showing my new design.

See application file for complete search history.

FIG. 2 is a top view of the putter head.

FIG. 3 is a heel view of the putter head.

(56) **References Cited**

U.S. PATENT DOCUMENTS


- D364,664 S * 11/1995 McNamara D21/741
- D368,292 S * 3/1996 Willoughby D21/738
- D404,781 S * 1/1999 Reis, Jr. D21/736
- D410,513 S * 6/1999 Gardner D21/736


FIG. 4 is a back view of the putter head; and,

FIG. 5 is a bottom view of the putter head.

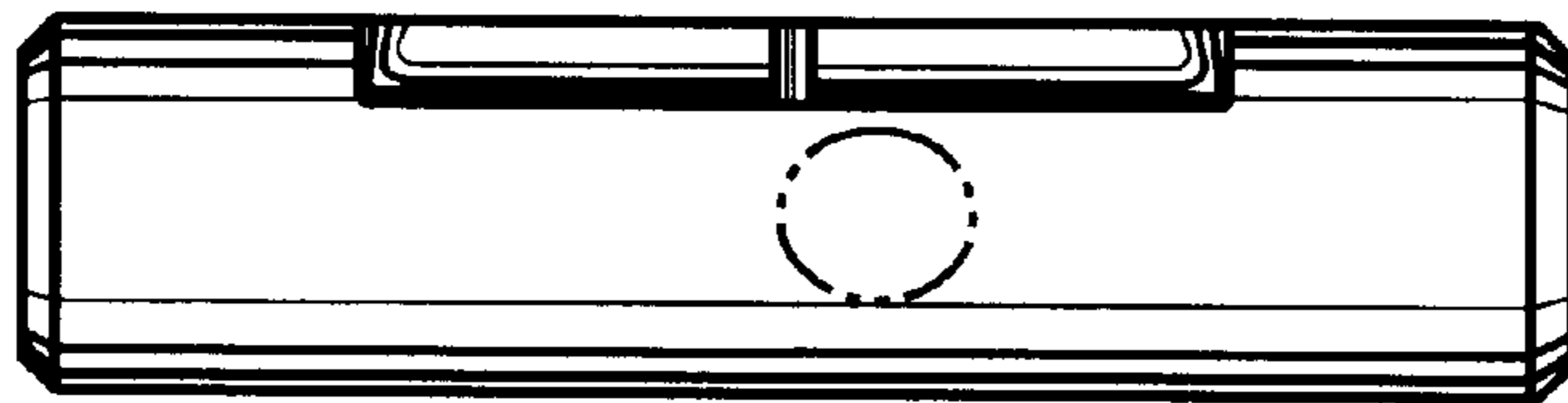
The broken line showing a hole for a shaft is for illustrative purposes only and forms no part of the claimed invention.

1 Claim, 2 Drawing Sheets

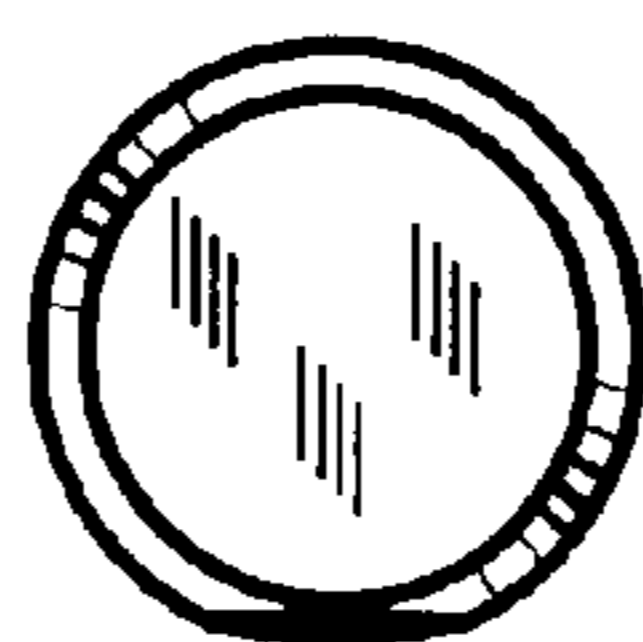





—FIG. 1




—FIG. 2



—FIG. 3



— FIG. 4



— FIG. 5