



US00D521564S

(12) **United States Design Patent**
Denison et al.

(10) **Patent No.:** **US D521,564 S**

(45) **Date of Patent:** **** May 23, 2006**

(54) **VENDING MACHINE BILL VALIDATOR COVER**

(75) Inventors: **William D. Denison**, Lake Zurich, IL (US); **Gary L. Myers**, Monee, IL (US); **Richard Paeth**, St. Charles, IL (US); **Catalin Captarencu**, Wheeling, IL (US)

(73) Assignee: **TriTeq Lock and Security, LLC**, Elk Grove, IL (US)

(**) Term: **14 Years**

(21) Appl. No.: **29/215,428**

(22) Filed: **Oct. 19, 2004**

(51) **LOC (8) Cl.** **20-01**

(52) **U.S. Cl.** **D20/8**

(58) **Field of Classification Search** D20/1-9;
D99/17, 18, 24; 194/205, 206, 212, 350;
221/75, 92, 94, 95, 96, 126, 155, 195; D34/1
See application file for complete search history.

(56) **References Cited**

U.S. PATENT DOCUMENTS

D45,697 S * 4/1914 Taylor D20/1

D149,794 S * 6/1948 Caruso D20/4
D362,037 S * 9/1995 Kaye et al. D21/720
D387,809 S * 12/1997 Reese et al. D20/8
D399,633 S * 10/1998 Tsuchida D99/34
D421,064 S * 2/2000 Wittern, Jr. D20/8
D471,238 S * 3/2003 Showers et al. D20/8
6,638,157 B1 * 10/2003 Perkitny 453/13

* cited by examiner

Primary Examiner—Robert M. Spear

(74) *Attorney, Agent, or Firm*—Leydig, Voit & Mayer, Ltd.

(57) **CLAIM**

The ornamental design for a vending machine bill validator cover, substantially as shown and described.

DESCRIPTION

FIG. 1 is a right front perspective view of a vending machine bill validator cover showing our new design;
FIG. 2 is a left rear perspective view thereof;
FIG. 3 is a front plan view thereof;
FIG. 4 is a right plan view thereof, the left side view being a minor image thereof;
FIG. 5 is a top view thereof, the bottom view being a minor image thereof; and,
FIG. 6 is a rear plan view thereof.

1 Claim, 2 Drawing Sheets




FIG. 1




FIG. 2

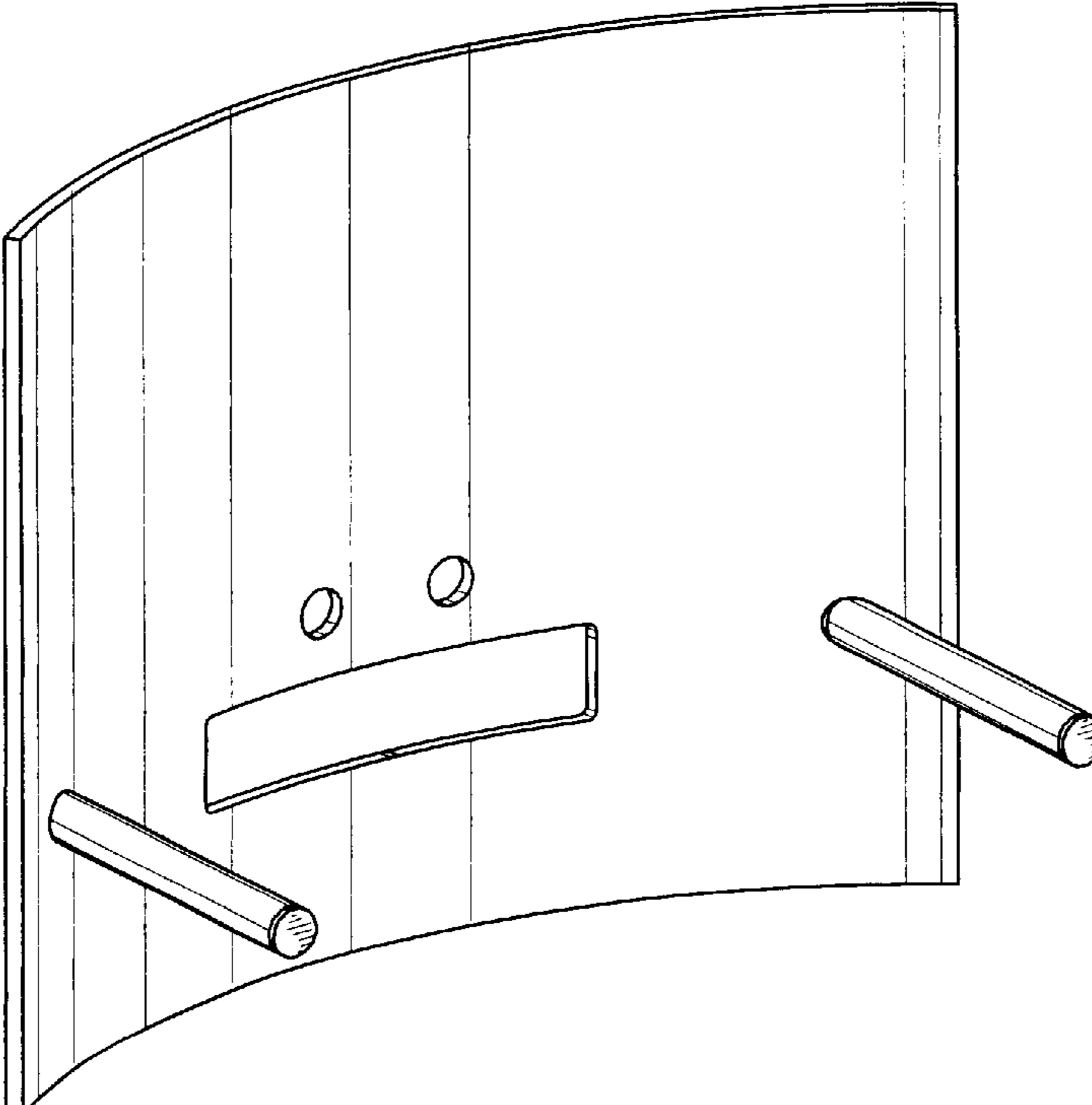


FIG. 6

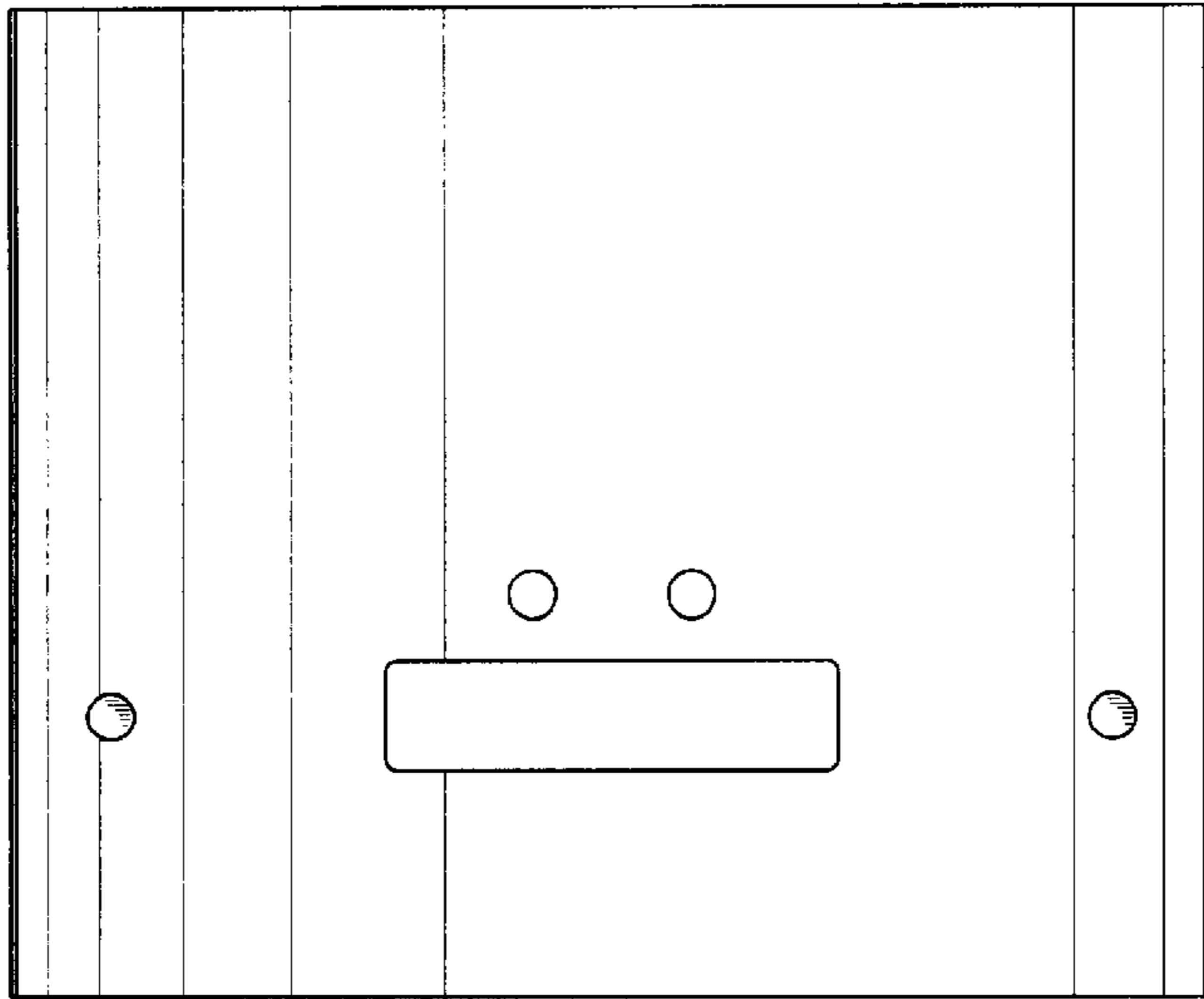


FIG. 5



FIG. 3

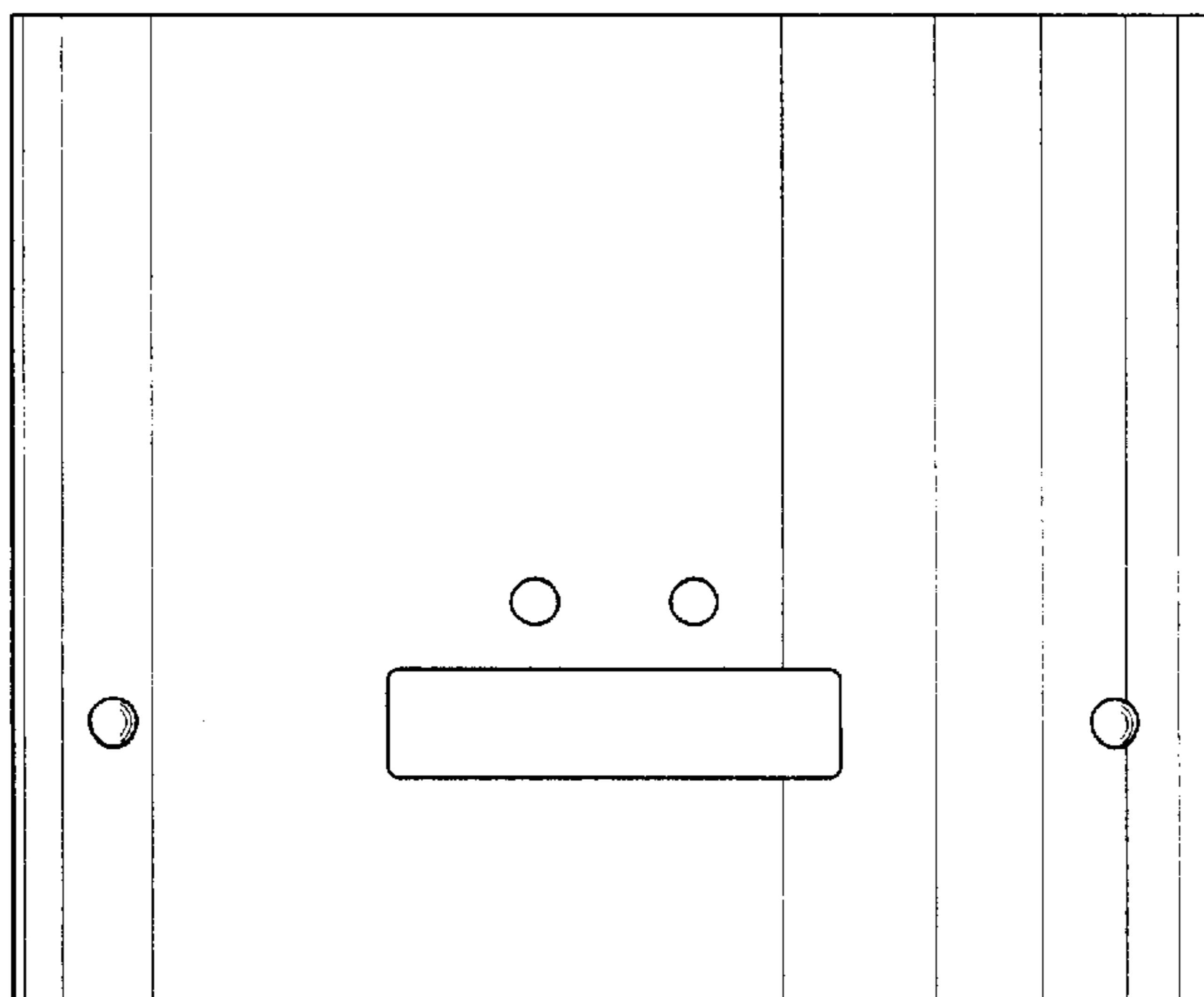


FIG. 4

