

US00D521561S

(12) **United States Design Patent**
Wolff et al.

(10) **Patent No.:** **US D521,561 S**

(45) **Date of Patent:** **** May 23, 2006**

(54) **DOUBLE HANDLED CLIPBOARD**

(75) Inventors: **Stephen H. Wolff**, New Rochelle, NY (US); **Aubrey Jones**, New Rochelle, NY (US)

(73) Assignee: **Wolff Medical Marketing and Design, LLC**, New Rochelle, NY (US)

(**) Term: **14 Years**

(21) Appl. No.: **29/227,875**

(22) Filed: **Apr. 15, 2005**

(51) **LOC (8) Cl.** **19-02**

(52) **U.S. Cl.** **D19/88**

(58) **Field of Classification Search** D19/52,
D19/86, 87, 88, 90, 91, 92, 95; 24/67 R,
24/67.3, 67.5, 67.7; 248/447, 451, 452; 281/45;
362/99; D6/420

See application file for complete search history.

(56) **References Cited**

U.S. PATENT DOCUMENTS

- D446,549 S * 8/2001 Cheris et al. D19/88
- D472,728 S * 4/2003 Harris et al. D6/406.3
- 6,637,774 B1 * 10/2003 Gaska 281/45
- D490,472 S * 5/2004 Nuttall et al. D19/88

- D499,373 S * 12/2004 Oas D12/417
- 6,866,516 B1 * 3/2005 Smith et al. 434/408
- D508,954 S * 8/2005 Cetera D19/78

* cited by examiner

Primary Examiner—Caron D. Veynar

Assistant Examiner—Elizabeth Albert

(74) *Attorney, Agent, or Firm*—Lerner, David, Littenberg, Krumholz & Mentlik, LLP

(57) **CLAIM**

The ornamental design for a double handled clipboard, as shown and described.

DESCRIPTION

FIG. 1 is a top plan view of a double handled clipboard, in accordance with the present invention.

FIG. 2 is a front plan view of the double handled clipboard shown in FIG. 1.

FIG. 3 is a right side elevational view of the double handled clipboard shown in FIG. 2; and,

FIG. 4 is a front isometric view of the double handled clipboard shown in FIG. 2.

The broken lines showing the clip in FIGS. 1–4 of the drawings are for information purposes only and form no part of the claimed design.

1 Claim, 1 Drawing Sheet

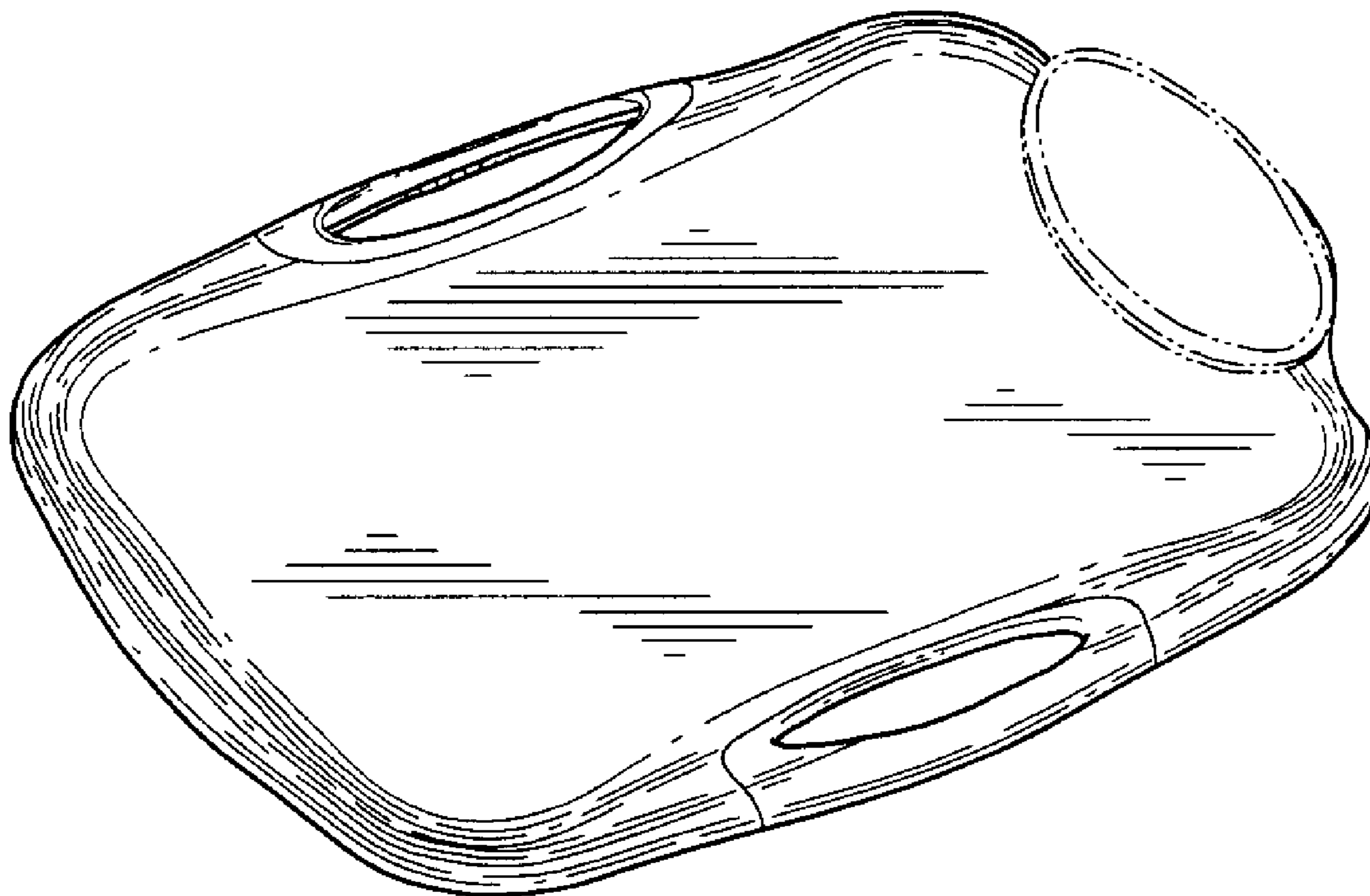


FIG. 1




FIG. 2

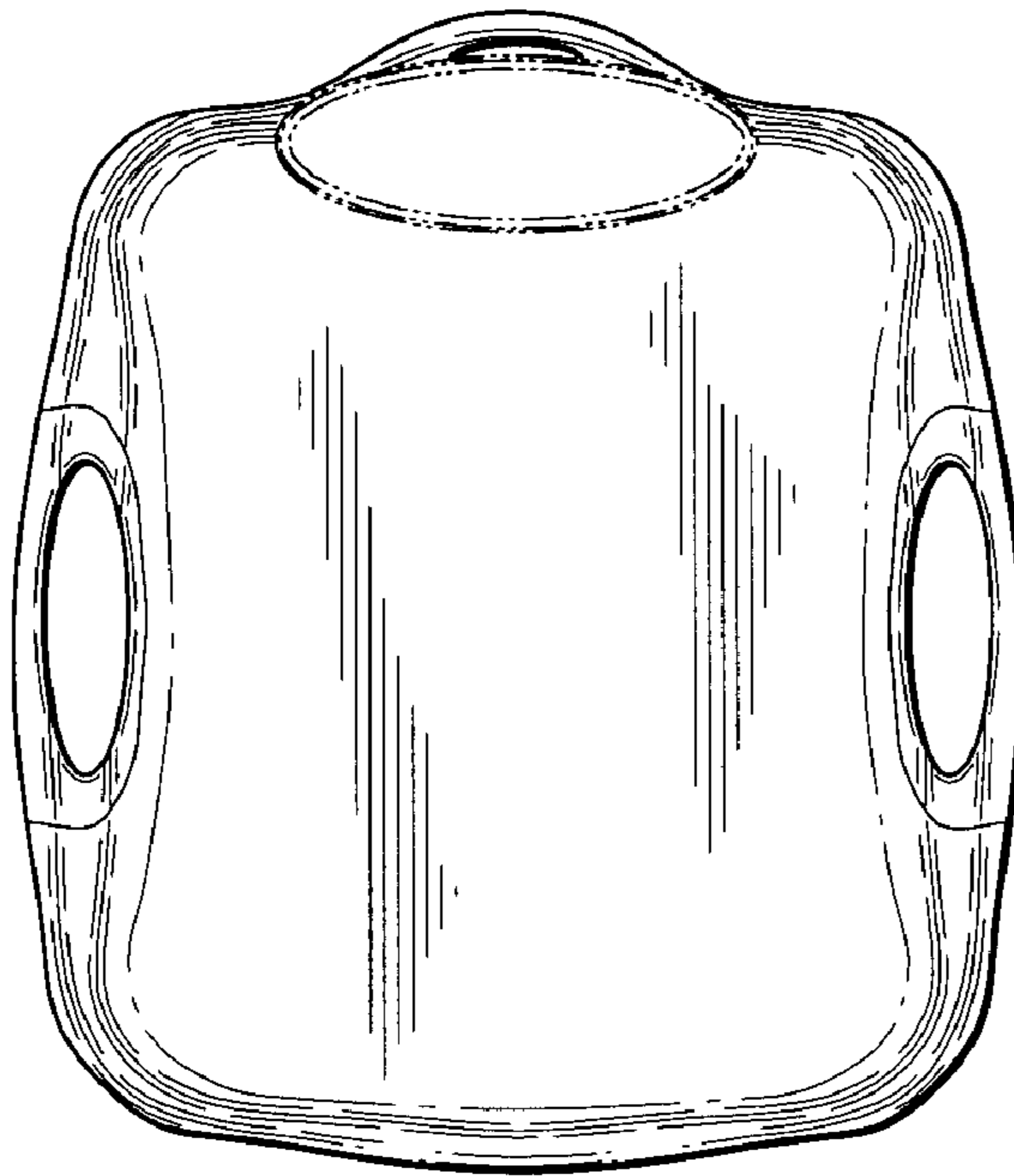


FIG. 3



FIG. 4

