



US00D521556S

(12) **United States Design Patent**
Cetera

(10) **Patent No.:** **US D521,556 S**

(45) **Date of Patent:** **** *May 23, 2006**

(54) **PEN**

(75) **Inventor:** **Carl Cetera**, Tenafly, NJ (US)

(73) **Assignee:** **Cotapaxi Custom Design and Manufacturing, LLC**, Carlstadt, NJ (US)

(*) **Notice:** This patent is subject to a terminal disclaimer.

(**) **Term:** **14 Years**

(21) **Appl. No.:** **29/215,041**

(22) **Filed:** **Oct. 12, 2004**

(51) **LOC (8) Cl.** **19-06**

(52) **U.S. Cl.** **D19/51**

(58) **Field of Classification Search** D19/35, D19/36, 41-51, 53-58, 81-85; 401/6, 7, 401/88, 98, 99-102, 103-106, 107-117, 209; 24/10 R, 11 R, 11 P, 11 PP, 11 F, 11 M
See application file for complete search history.

(56) **References Cited**

U.S. PATENT DOCUMENTS

6,158,910 A * 12/2000 Jolly et al. 401/6

D446,243 S * 8/2001 Pellissa Beneyto D19/51

D495,365 S * 8/2004 Cetera D19/51

D498,261 S * 11/2004 Hamilton et al. D19/51

D498,496 S * 11/2004 Volk D19/54

* cited by examiner

Primary Examiner—Caron D. Veynar

Assistant Examiner—Elizabeth Albert

(74) *Attorney, Agent, or Firm*—The Soni Law Firm

(57) **CLAIM**

The ornamental design for the pen, as shown and described.

DESCRIPTION

FIG. 1 is a top front perspective view of the pen;

FIG. 2 is a front elevation view of the pen of FIG. 1;

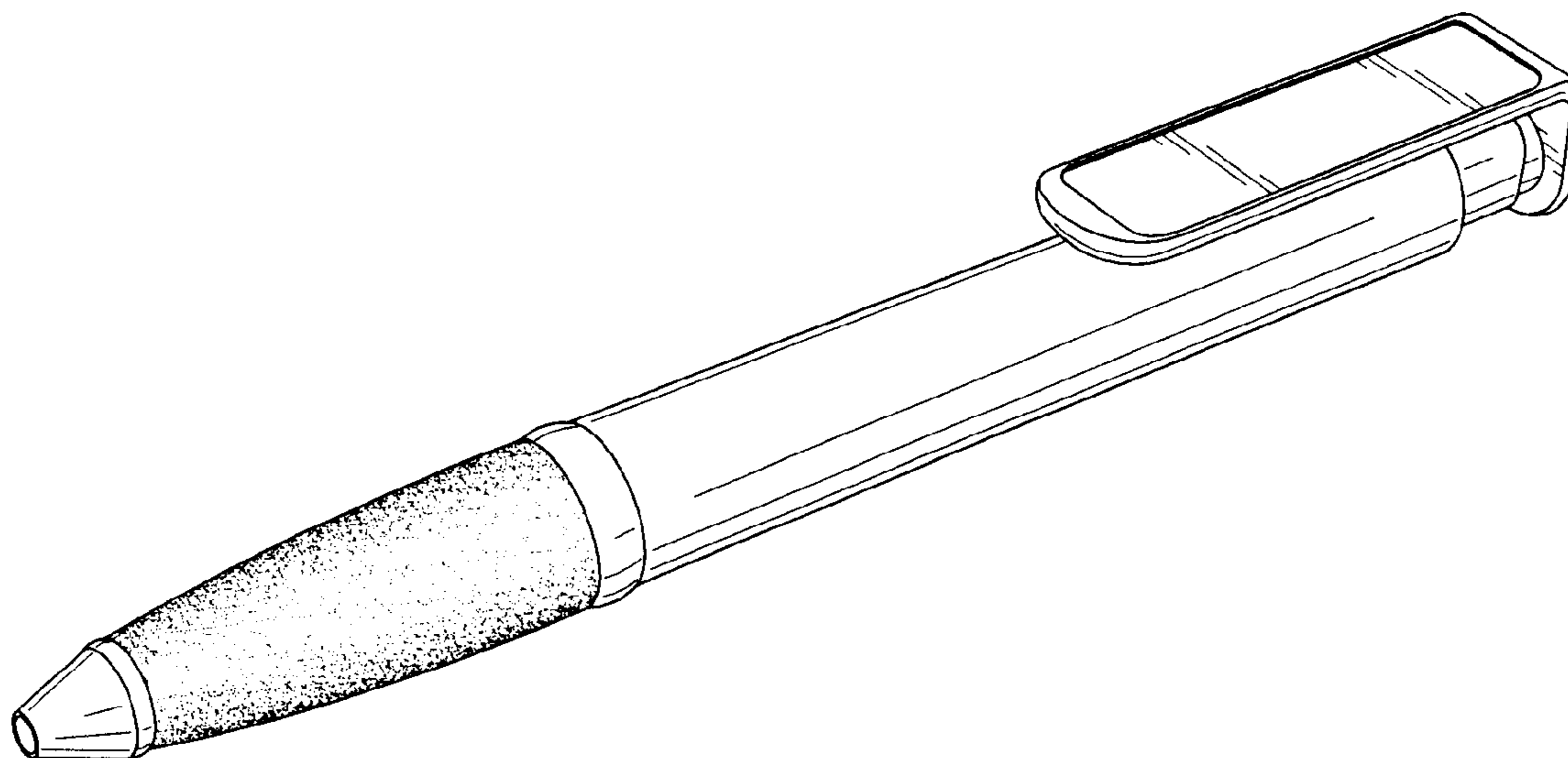
FIG. 3 is a side elevation view of the pen of FIG. 1;

FIG. 4 is a back side elevation view of the pen of FIG. 1;

FIG. 5 is a bottom plan view of the pen of FIG. 1; and,

FIG. 6 is a top plan view of the pen of FIG. 1.

1 Claim, 2 Drawing Sheets



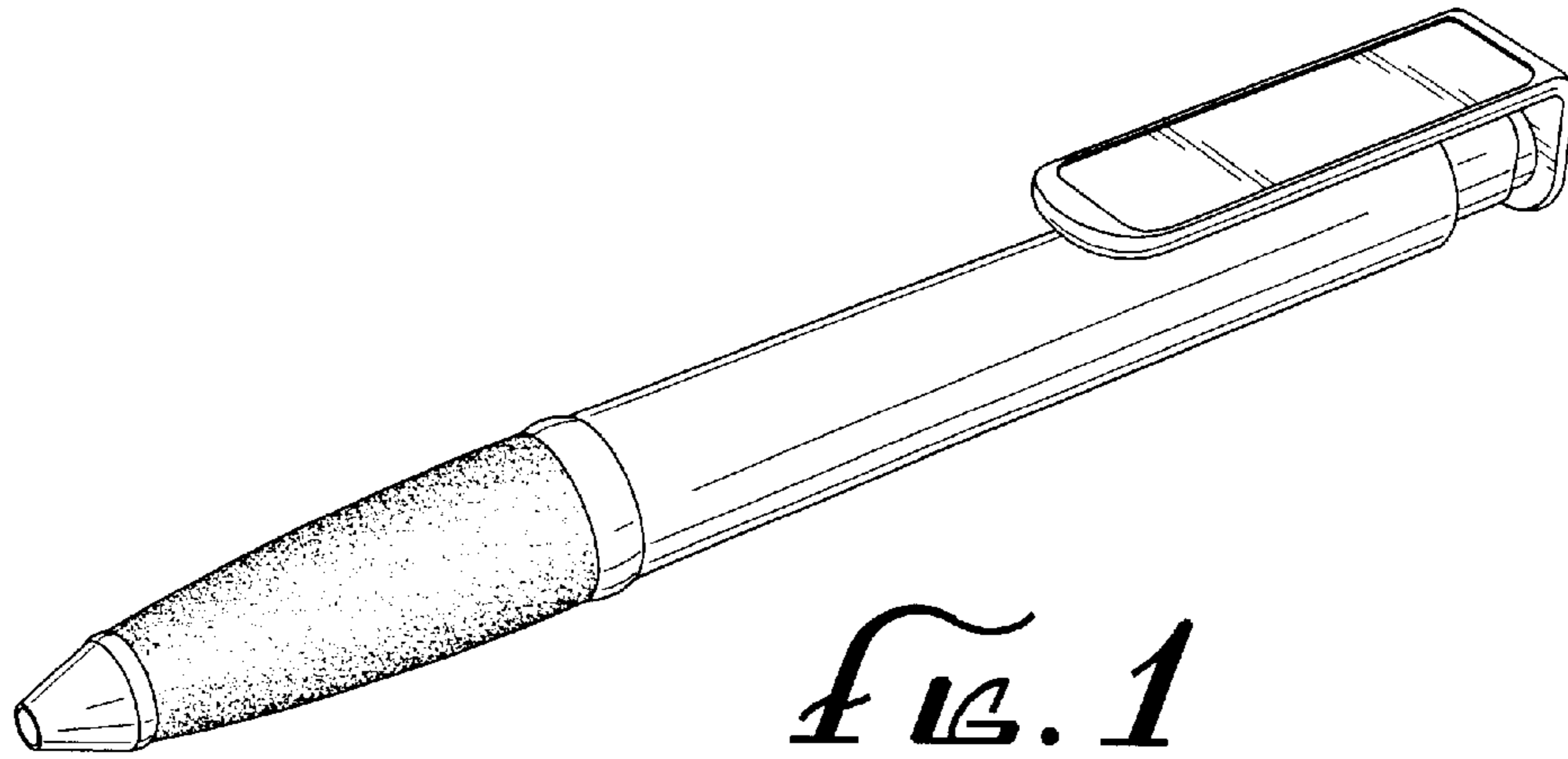


FIG. 1

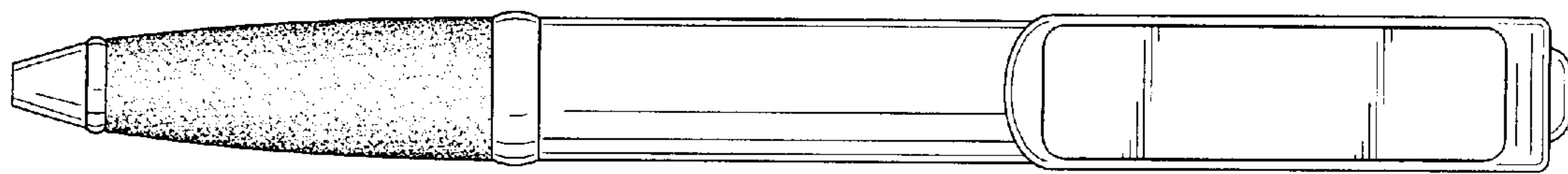


FIG. 2

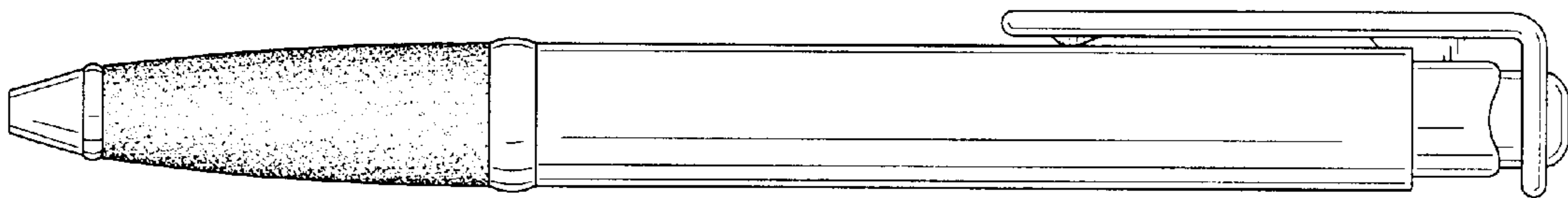


FIG. 3




FIG. 4

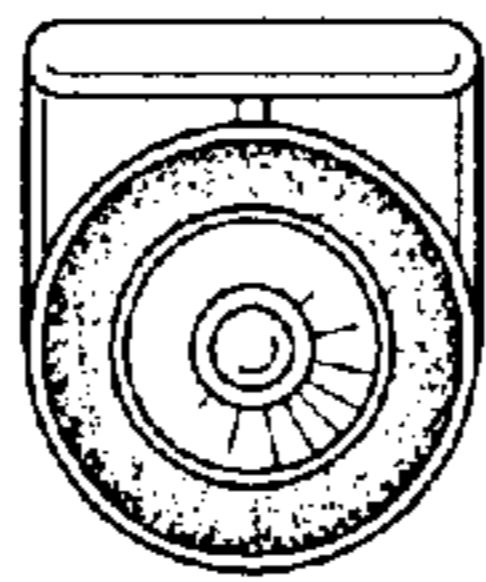


FIG. 5

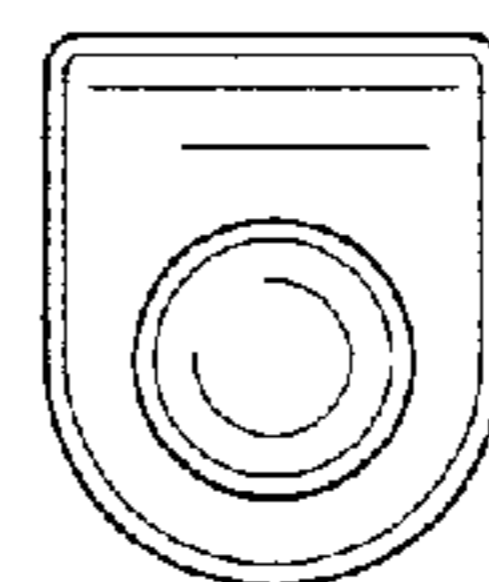


FIG. 6