



US00D521509S

(12) **United States Design Patent**  
**Chen**

(10) **Patent No.:** **US D521,509 S**

(45) **Date of Patent:** **\*\* May 23, 2006**

(54) **USB MEMORY STICK**

(75) Inventor: **Johnson Chen**, Walnut, CA (US)

(73) Assignee: **Unitime International Co., LTD**,  
Walnut, CA (US)

(\*\*) Term: **14 Years**

(21) Appl. No.: **29/224,519**

(22) Filed: **Mar. 2, 2005**

(51) **LOC (8) Cl.** ..... **14-02**

(52) **U.S. Cl.** ..... **D14/356**

(58) **Field of Classification Search** ..... 361/737,  
361/752; 365/200; 439/135, 136, 147, 165,  
439/497, 607, 639; D13/168; D14/218, 230,  
D14/240, 242, 348, 356, 358, 367, 384, 385,  
D14/402, 433

See application file for complete search history.

(56) **References Cited**

**U.S. PATENT DOCUMENTS**

D462,689 S \* 9/2002 Moran ..... D14/433  
6,763,410 B1 \* 7/2004 Yu ..... 710/74  
2004/0233646 A1 \* 11/2004 Yen ..... 361/752

**FOREIGN PATENT DOCUMENTS**

JP 2003216586 A \* 7/2003  
WO WO 03/063174 A1 \* 7/2003

**OTHER PUBLICATIONS**

Sep. 23, 2005—<http://www.supermediastore.com/superflash-usb-2-flash-drive-512mb.html>—<http://www.supermediastore.com/sandisk-cruzer-micro-512mb-flash-drive.html>.\*

Sep. 27, 2005—[http://www.usbflashdrive.org/news/gallery/nc\\_pny.html](http://www.usbflashdrive.org/news/gallery/nc_pny.html)—[http://www.usbflashdrive.org/news/gallery/nc\\_lexar.html](http://www.usbflashdrive.org/news/gallery/nc_lexar.html).\*

\* cited by examiner

*Primary Examiner*—Pamela Burgess

*Assistant Examiner*—Karen E. Patterson

(74) *Attorney, Agent, or Firm*—Pro-Techtor Int'l Services

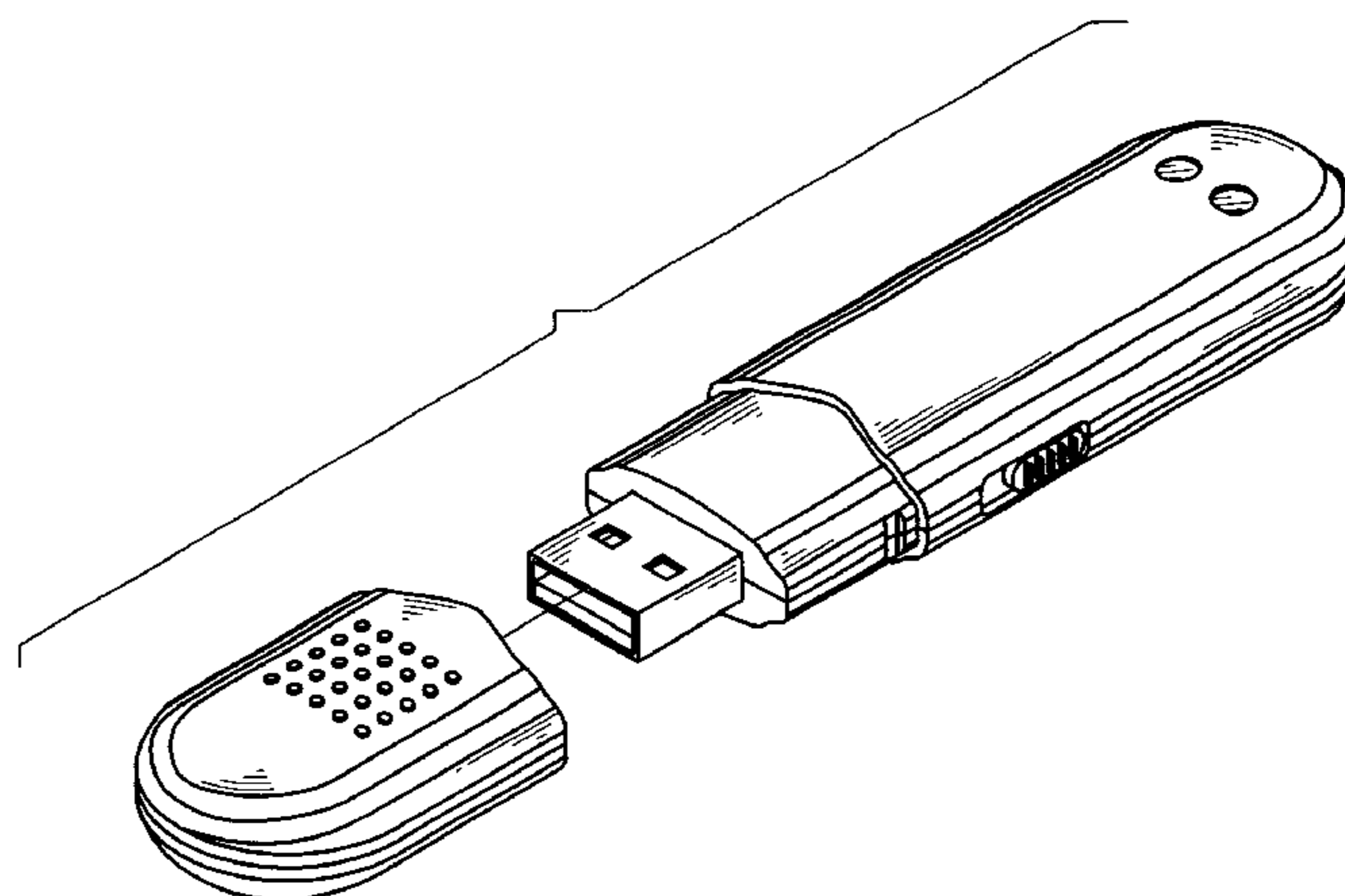
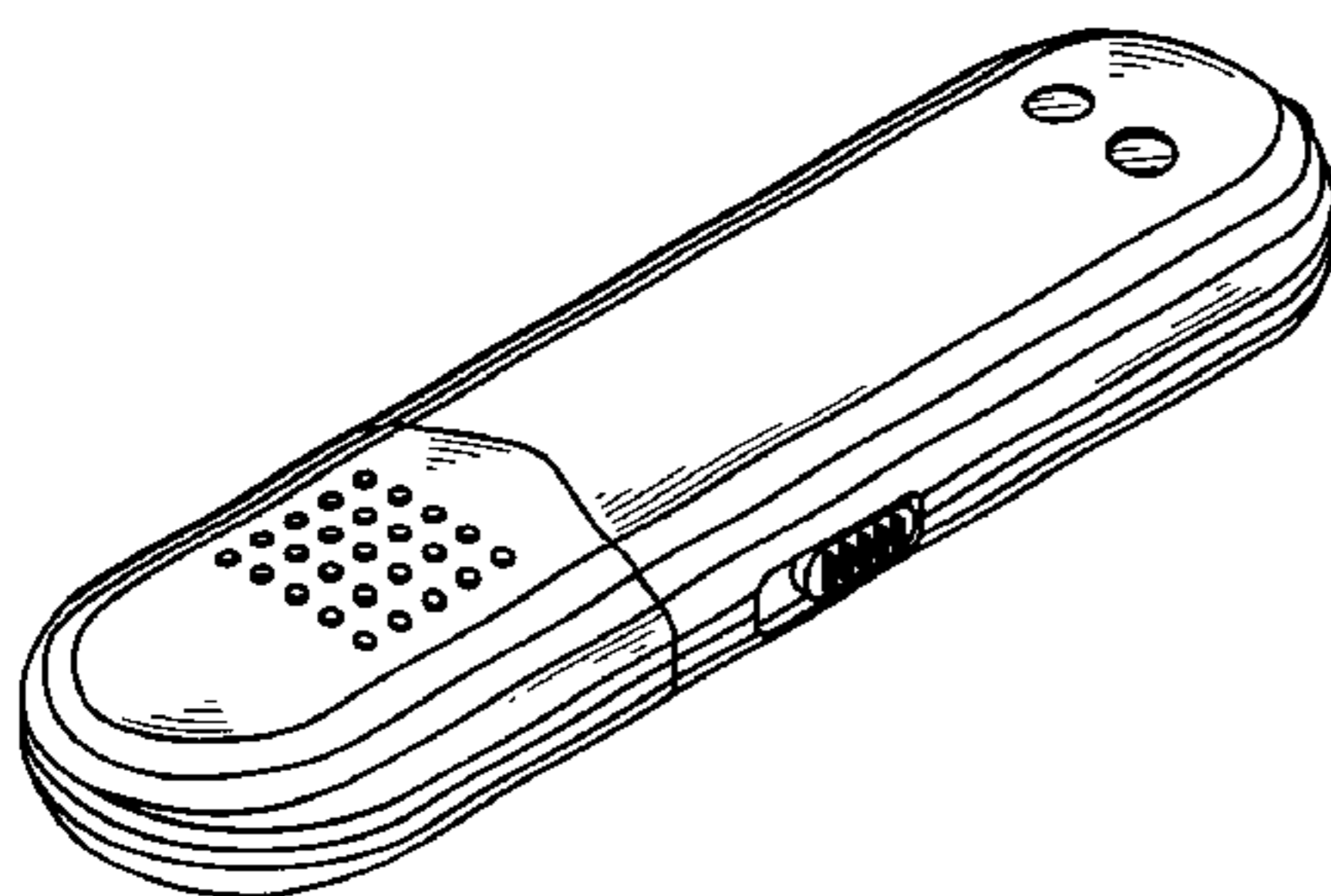
(57) **CLAIM**

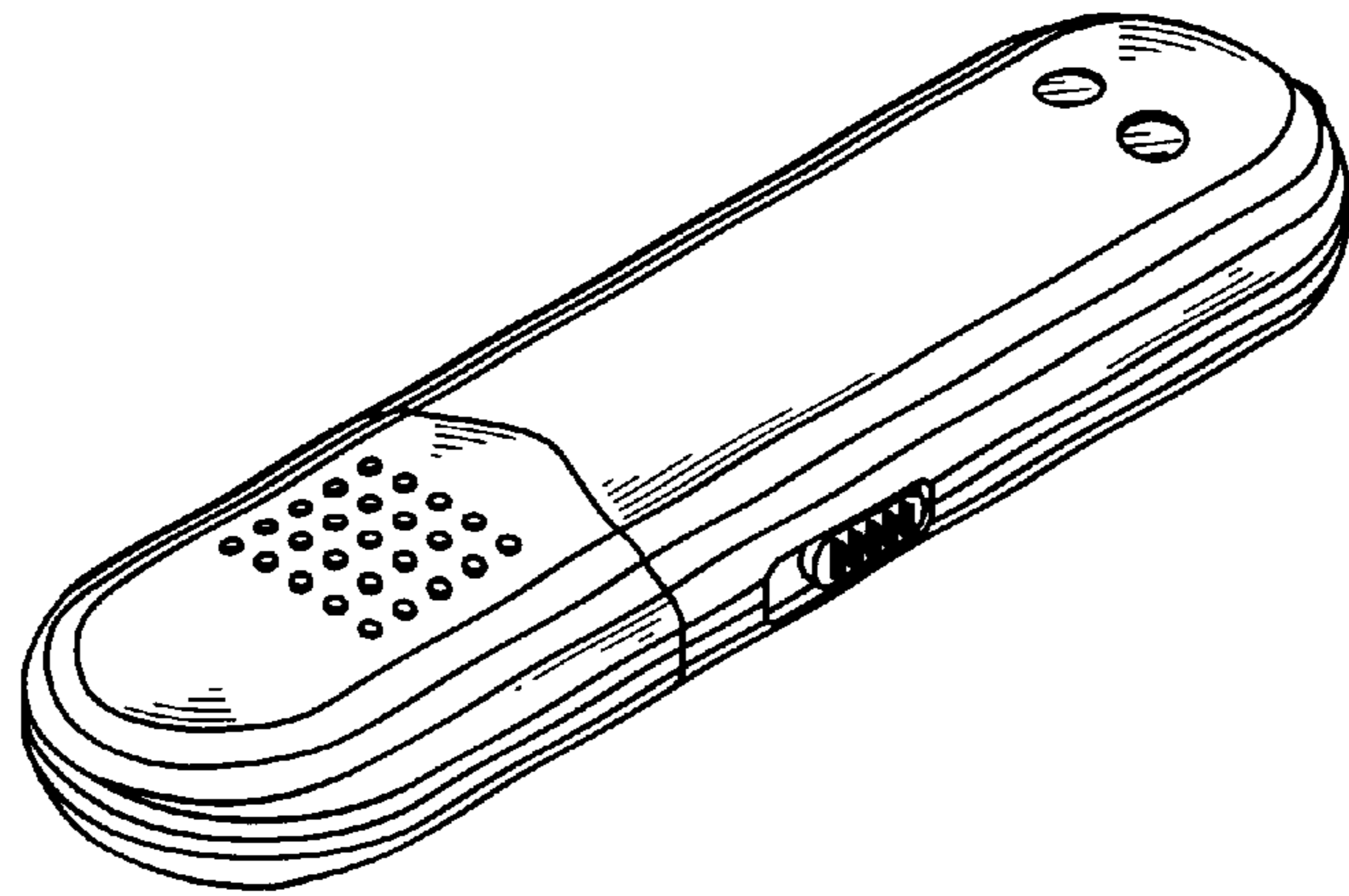
The ornamental design for a USB memory stick, as shown and described.

**DESCRIPTION**

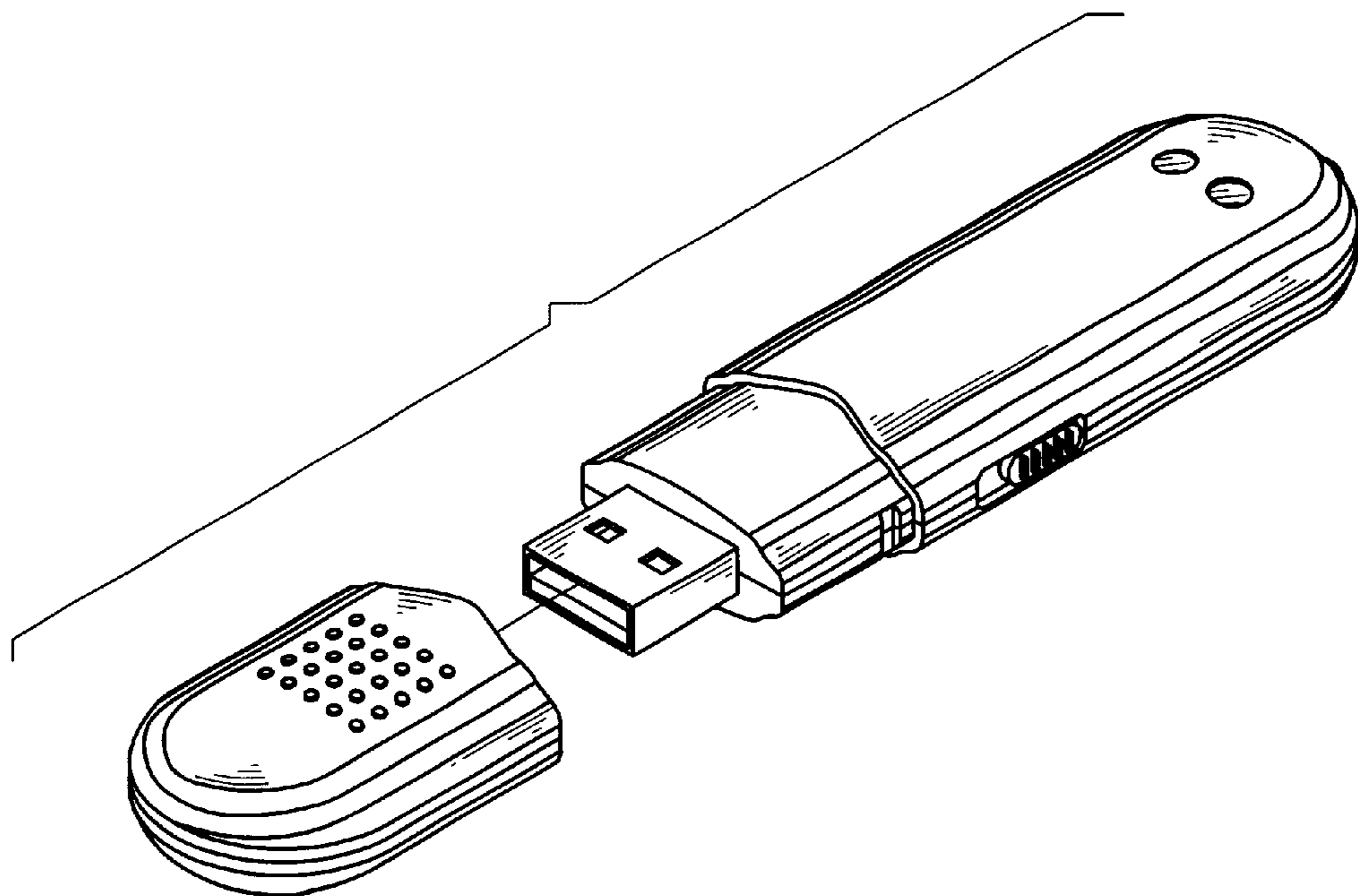
FIG. 1 is a perspective view of an USB memory stick showing my new design;  
FIG. 2 is a front view thereof;  
FIG. 3 is a rear view thereof;  
FIG. 4 is a left side view thereof;  
FIG. 5 is a right side view thereof;  
FIG. 6 is a top view thereof;  
FIG. 7 is a bottom view thereof; and,  
FIG. 8 is a perspective view in an exploded condition.  
It is understood that FIGS. 1–7 are shown in a closed position.

**1 Claim, 3 Drawing Sheets**





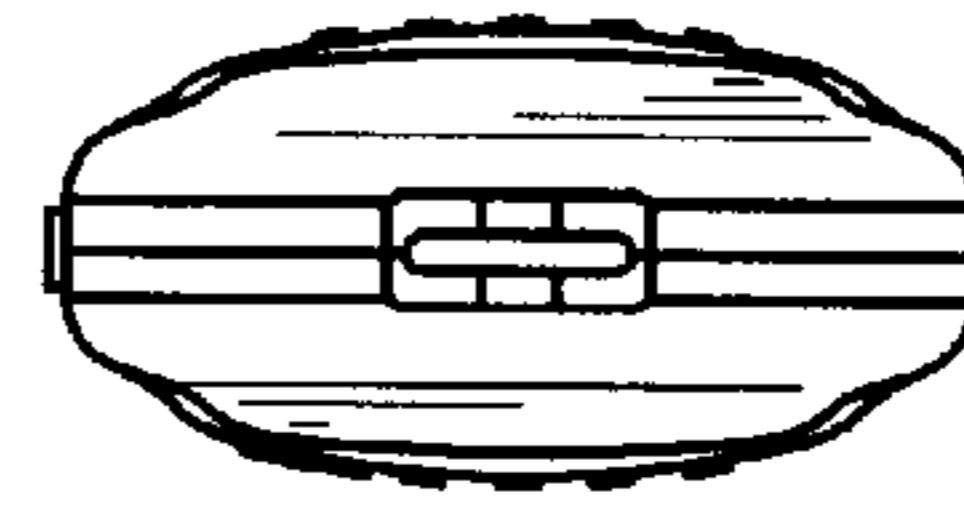
*FIG. 1*




*FIG. 8*



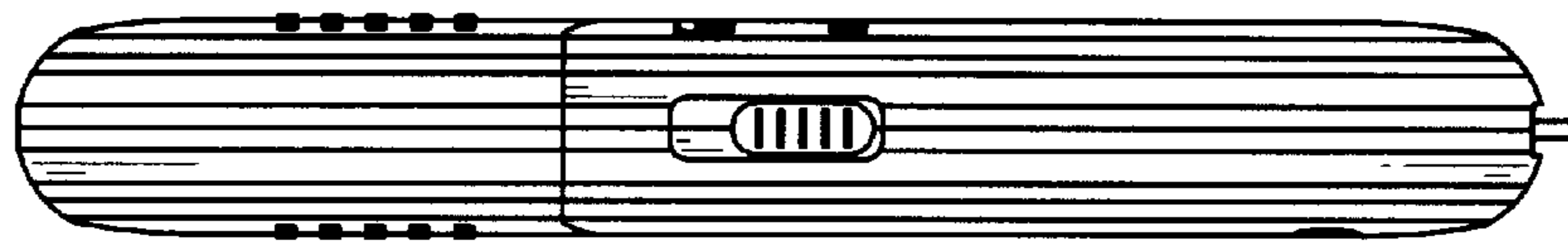
*FIG. 2*



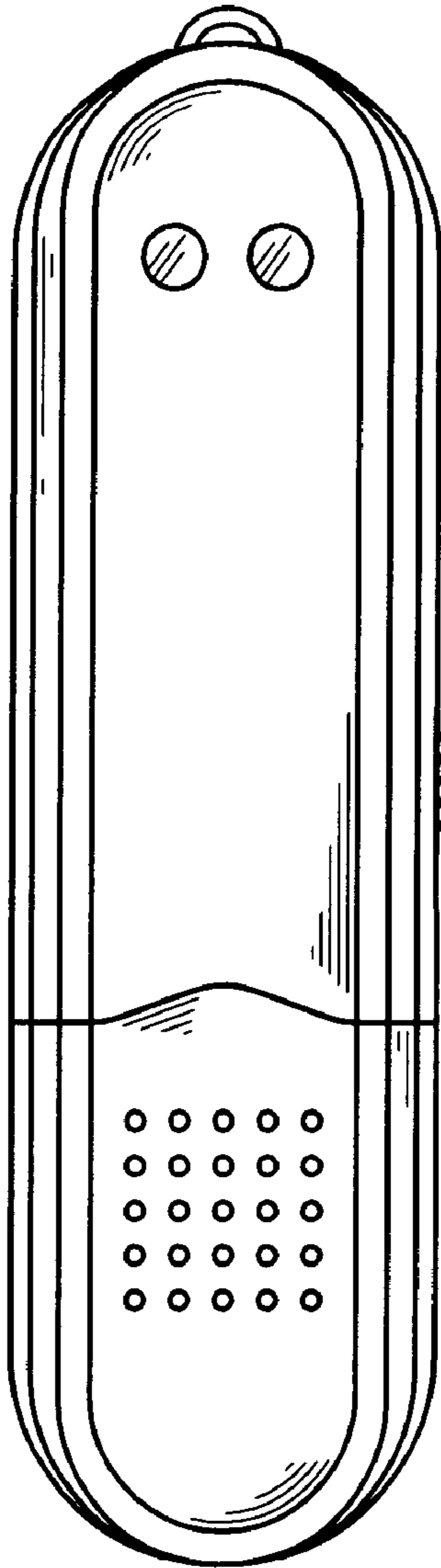
*FIG. 3*



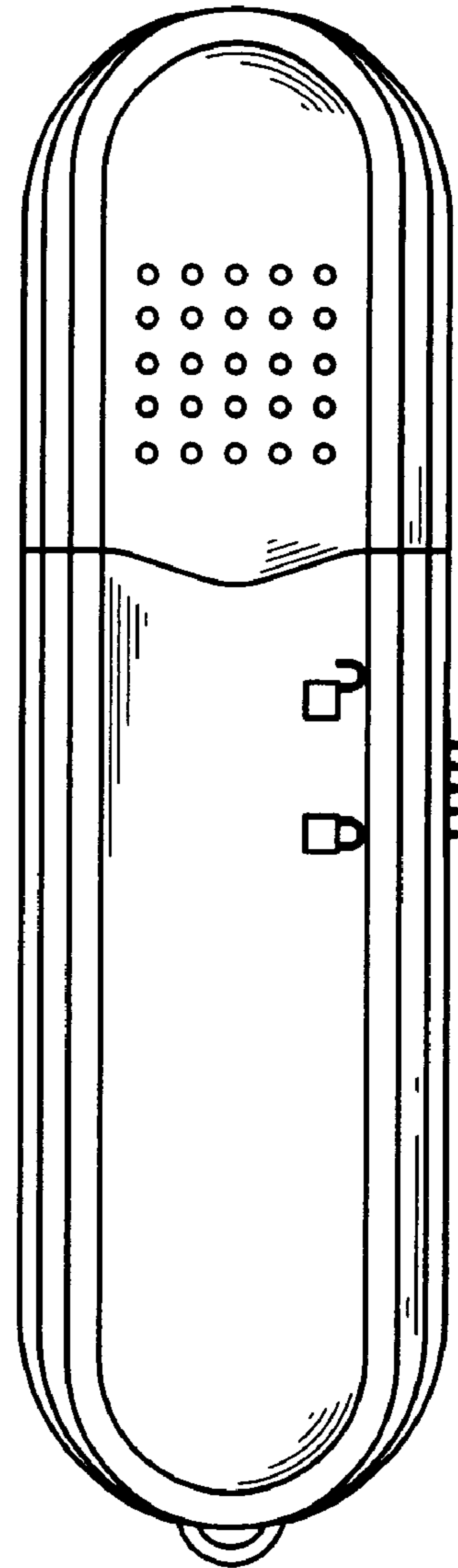
*FIG. 4*



*FIG. 5*



*FIG. 6*



*FIG. 7*