



US00D521507S

(12) **United States Design Patent**
Solomon et al.

(10) **Patent No.:** **US D521,507 S**

(45) **Date of Patent:** **** May 23, 2006**

(54) **PORTABLE COMPUTER CASE**

(75) Inventors: **Mark Solomon**, Cypress, TX (US);
Jonathan R. Harris, Cypress, TX
(US); **Kevin Massaro**, Houston, TX
(US)

(73) Assignee: **Hewlett-Packard Development
Company, L.P.**, Houston, TX (US)

(**) Term: **14 Years**

(21) Appl. No.: **29/210,392**

(22) Filed: **Jul. 30, 2004**

(51) **LOC (8) Cl.** **14-02**

(52) **U.S. Cl.** **D14/315**

(58) **Field of Classification Search** D14/315-322,
D14/439; D18/1, 2, 7; 235/145 A, 145 R;
341/22, 23; 345/104, 156, 168, 169, 173;
361/680-686, 690-696; 400/486, 489

See application file for complete search history.

(56) **References Cited**

U.S. PATENT DOCUMENTS

D391,927 S	*	3/1998	Faranda et al.	D14/318
D402,968 S	*	12/1998	Wolff et al.	D14/318
D478,332 S	*	8/2003	Wada	D14/439
D490,417 S	*	5/2004	Chen et al.	D14/318
D490,806 S	*	6/2004	Wang et al.	D14/318
D491,178 S	*	6/2004	Kataoka	D14/318
D492,301 S	*	6/2004	Lu	D14/318

OTHER PUBLICATIONS

Acer Aspire 1800, depicted at <http://www.acer.ca/APP/AKC/INTERNET/Canada.nsf/0/3E92F6DCCC06468688256EF60004B36A?OpenDocument>,
<http://www.acer.ca/APP/AKC/INTERNET/AACPubli.nsf/AllDocs/4E804E28B4D05A3D88256EF50081B498?OpenDocument>
and at linked images; visited on Oct. 29, 2004.

* cited by examiner

Primary Examiner—Freda S. Nunn

(57) **CLAIM**

The ornamental design for a portable computer case, as shown and described.

DESCRIPTION

FIG. 1 is a front view of the design for the portable computer case in accordance with the present design;
FIG. 2 is a rear view of the design for the portable computer case in accordance with the present design;
FIG. 3 is a top view of the design for the portable computer case in accordance with the present design;
FIG. 4 is a left side view of the design for the portable computer case in accordance with the present design; and,
FIG. 5 is a right side view of the design for the portable computer case in accordance with the present design.

In these drawings, the solid lines illustrate the claimed ornamental design, whereas the broken lines illustrate environmental features that form no part of the claimed ornamental design.

1 Claim, 2 Drawing Sheets

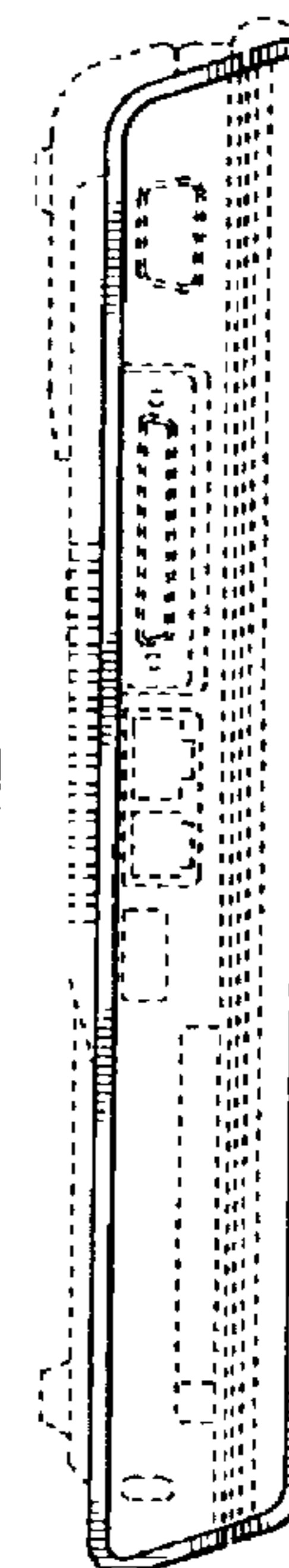
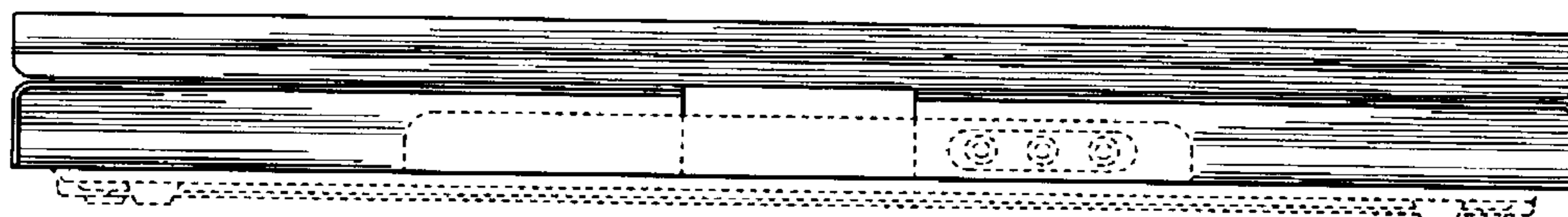


FIG. 1




FIG. 2




FIG. 3

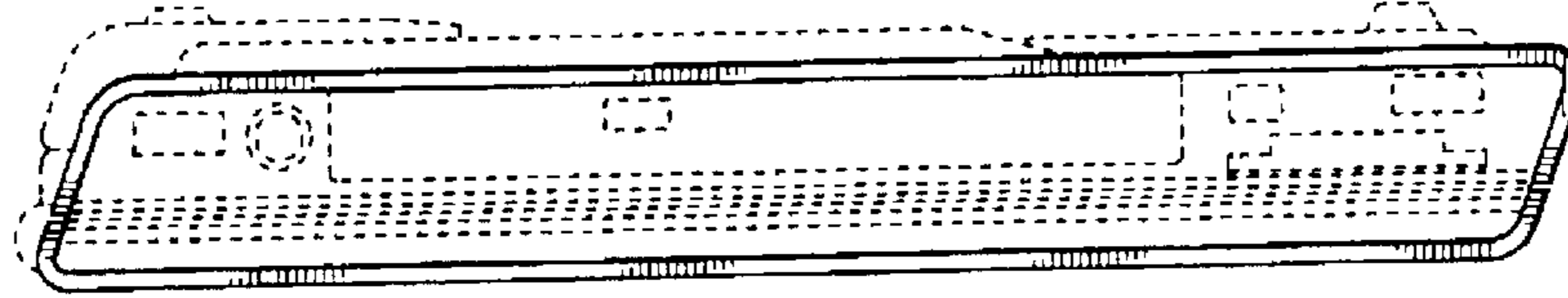



FIG. 4

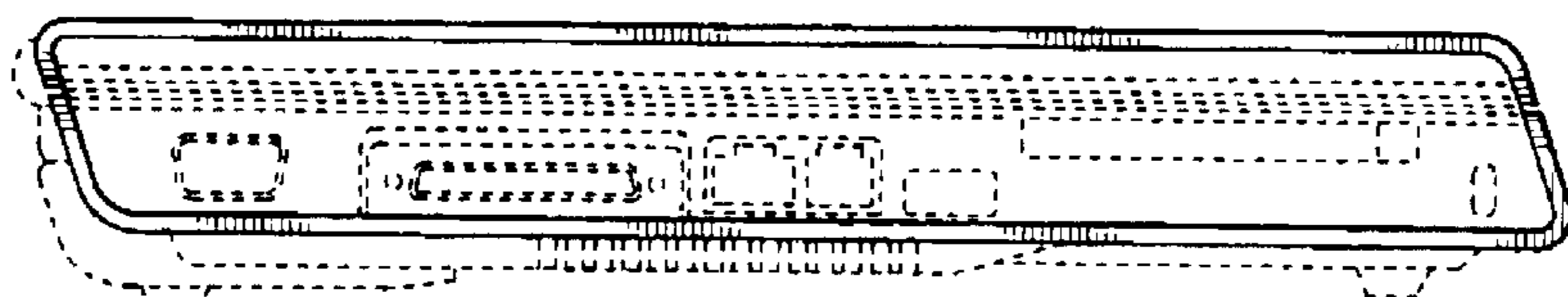


FIG. 5