



US00D521455S

(12) **United States Design Patent**  
**Radza**

(10) **Patent No.:** **US D521,455 S**

(45) **Date of Patent:** **\*\* May 23, 2006**

(54) **ELECTRICAL CONNECTOR FLANGE**

(75) Inventor: **Eric Radza**, San Jose, CA (US)

(73) Assignee: **Neoconix, Inc.**, Sunnyvale, CA (US)

(\*\*) Term: **14 Years**

(21) Appl. No.: **29/213,753**

(22) Filed: **Sep. 23, 2004**

(51) **LOC (8) Cl.** ..... **13-03**

(52) **U.S. Cl.** ..... **D13/154**

(58) **Field of Classification Search** ..... D13/133,  
D13/154, 182, 184, 199; 174/260, 261; 361/752,  
361/760, 761, 769, 776

See application file for complete search history.

(56) **References Cited**

**U.S. PATENT DOCUMENTS**

3,480,836	A	*	11/1969	Aronstein	.....	361/720
3,745,513	A	*	7/1973	Gross	.....	439/436
D251,781	S	*	5/1979	Hutton	.....	D13/133
5,342,992	A	*	8/1994	Noto	.....	174/52.4
D365,084	S	*	12/1995	Suski et al.	.....	D13/154
5,978,230	A	*	11/1999	Dando et al.	.....	361/777

6,442,039	B1	*	8/2002	Schreiber	.....	361/760
6,465,747	B1	*	10/2002	DiStefano et al.	.....	174/261
D472,880	S	*	4/2003	Clements et al.	.....	D13/154
D475,021	S	*	5/2003	Clements et al.	.....	D13/154
2002/0029902	A1	*	3/2002	DiStefano et al.	.....	174/260

\* cited by examiner

*Primary Examiner*—Alan P. Douglas

*Assistant Examiner*—Rosemary K. Tarcza

(74) *Attorney, Agent, or Firm*—Pillsbury Winthrop Shaw Pittman LLP

(57) **CLAIM**

The ornamental design for an electrical connector flange, as substantially shown and described.

**DESCRIPTION**

FIG. 1 is a perspective view of an electrical connector flange showing my new design;

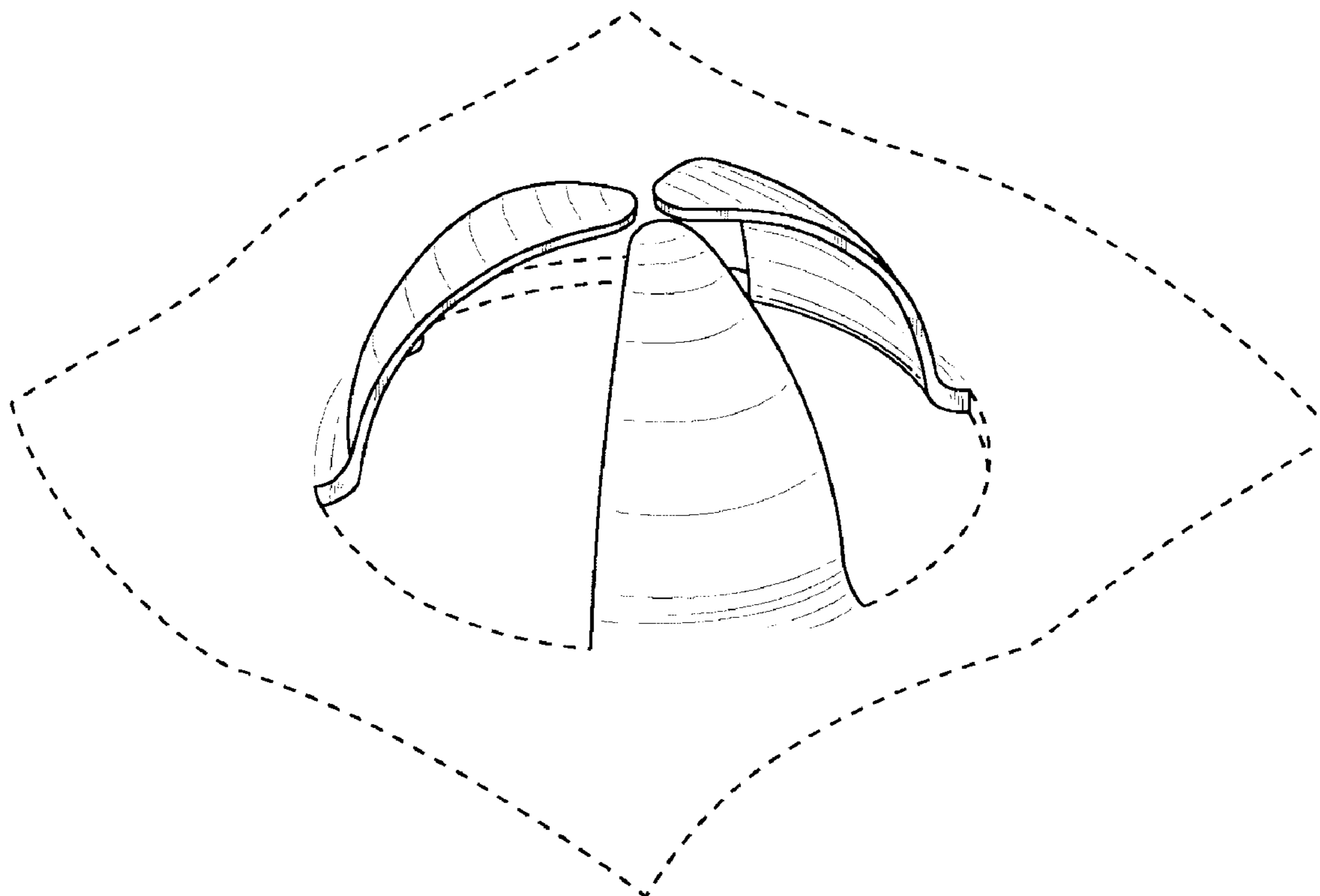
FIG. 2 is a side view of the electrical connector flange;

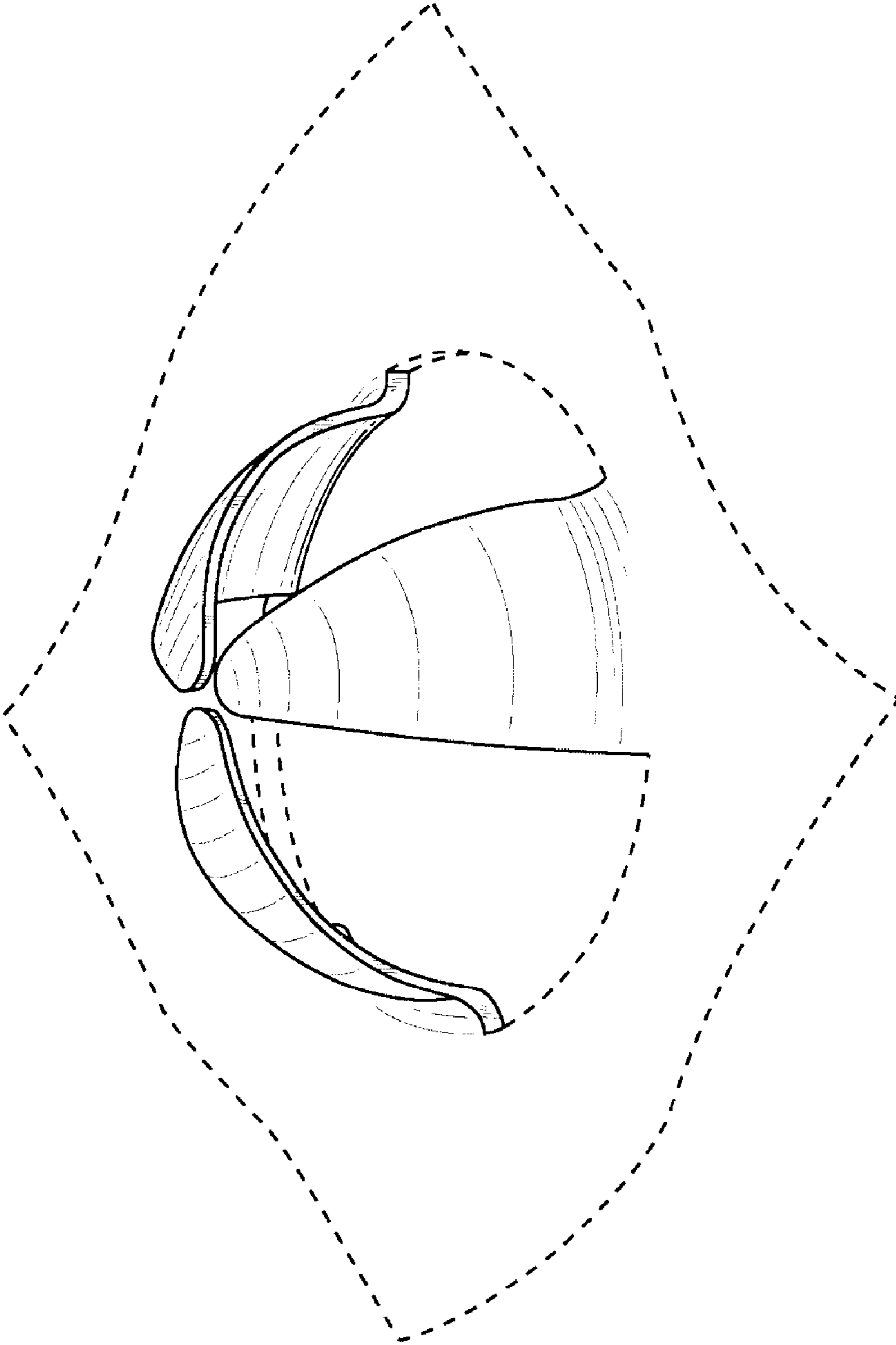
FIG. 3 is a top view of the electrical connector flange; and,

FIG. 4 is a bottom view of the electrical connector flange.

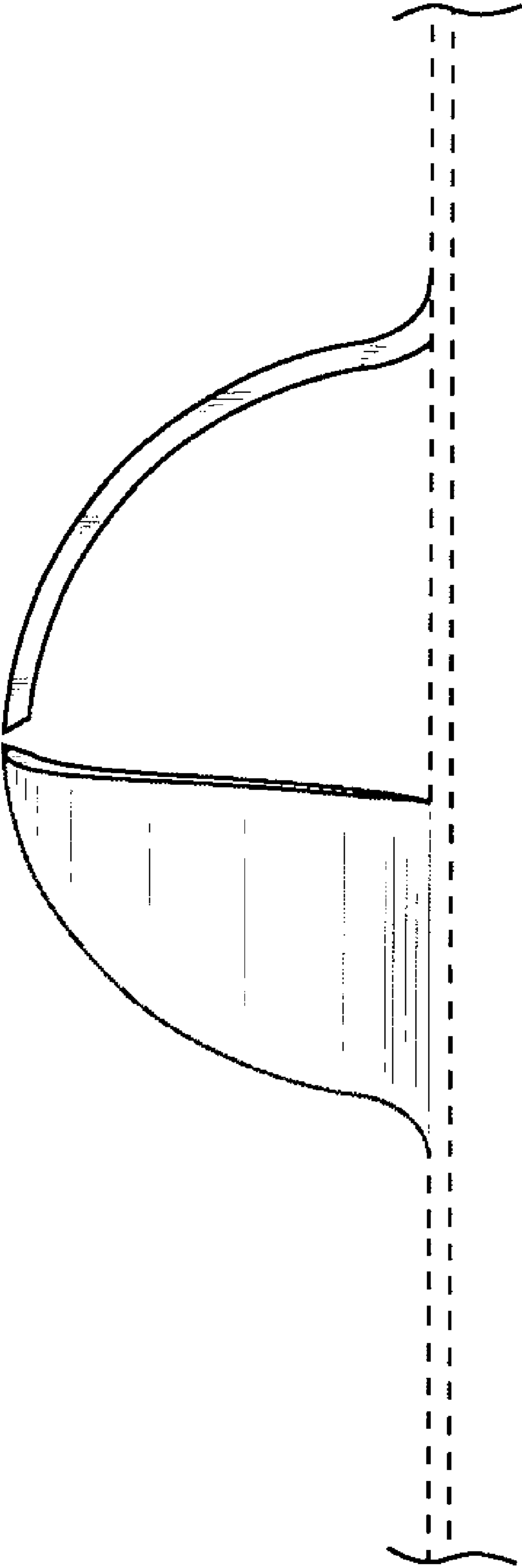
The broken line showing is for illustrative purposes only and forms no part of the claimed design.

**1 Claim, 4 Drawing Sheets**

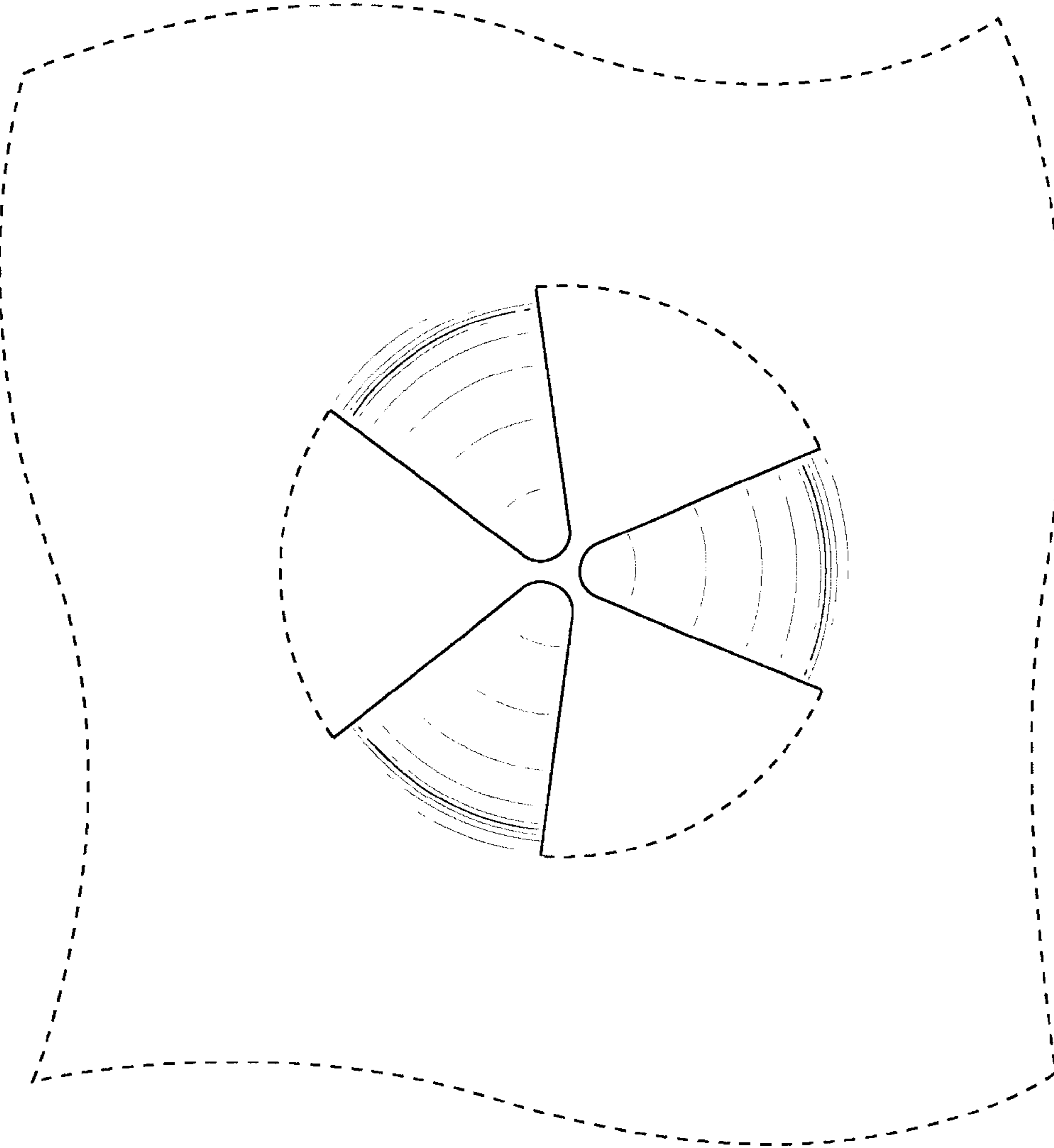




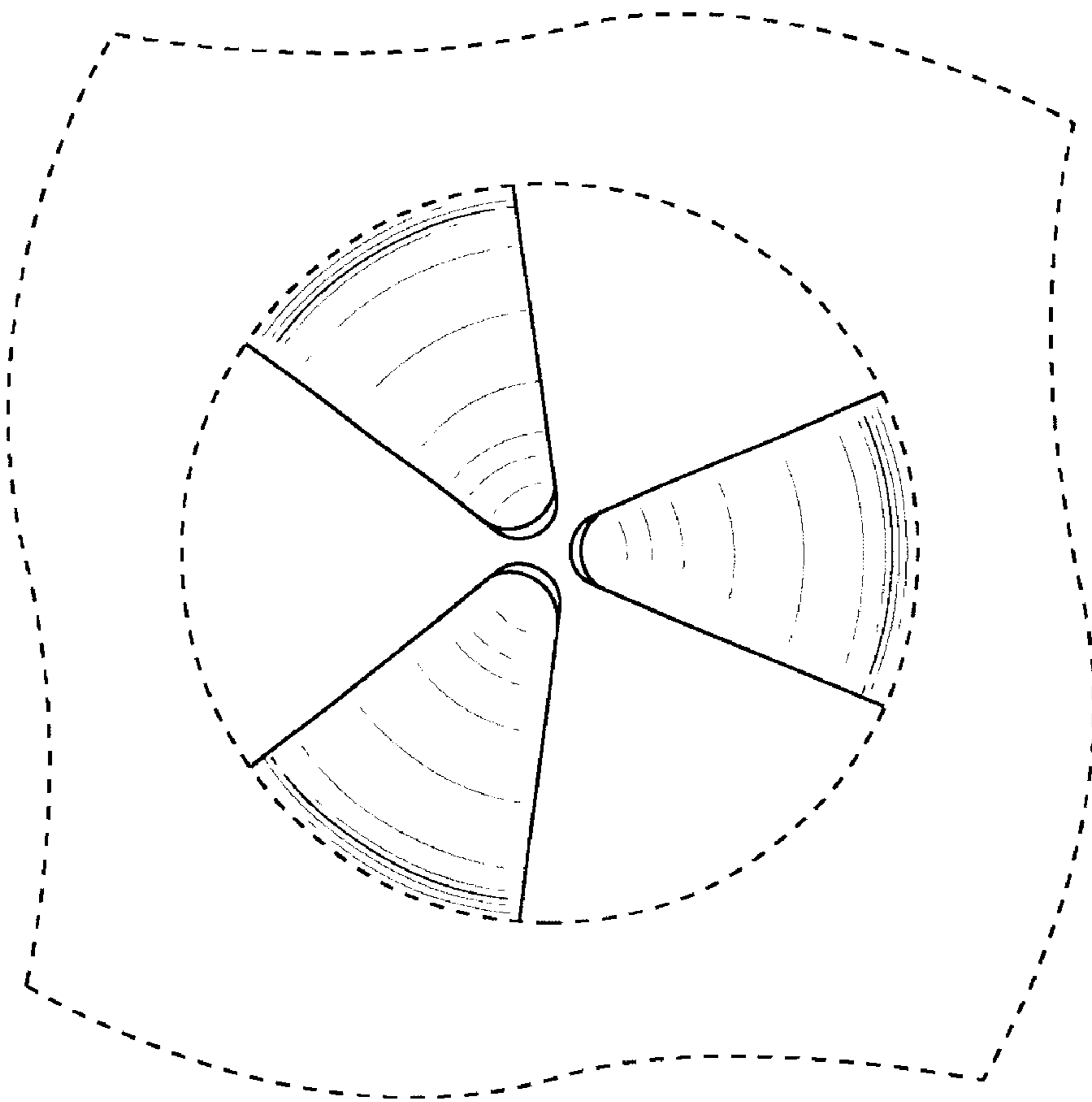
**FIG. 1**



**FIG. 2**



**FIG. 3**



**FIG. 4**