

US00D521444S

(12) **United States Design Patent**
Miyazaki et al.

(10) **Patent No.:** **US D521,444 S**

(45) **Date of Patent:** **** May 23, 2006**

(54) **AUTOMOBILE TIRE**

(75) Inventors: **Tetsuji Miyazaki**, Osaka (JP); **Asuka Nakamura**, Osaka (JP)

(73) Assignee: **Toyo Tire & Rubber Co., Ltd.**, Osaka (JP)

(**) Term: **14 Years**

(21) Appl. No.: **29/225,104**

(22) Filed: **Mar. 10, 2005**

(30) **Foreign Application Priority Data**

Oct. 12, 2004 (JP) 2004-030809

(51) **LOC (8) Cl.** **12-15**

(52) **U.S. Cl.** **D12/605**

(58) **Field of Classification Search** D12/501,
D12/506, 605; 152/209.1, 209.9, 209.16,
152/209.25, 209.27, 523, DIG. 12; 301/37.22
See application file for complete search history.

(56) **References Cited**

U.S. PATENT DOCUMENTS

- D139,185 S * 10/1944 Rudd D7/585
- 2,403,309 A * 7/1946 Smith 152/209.16
- D161,395 S * 12/1950 Spreier D7/585
- D274,422 S * 6/1984 Wright D12/580
- D386,136 S * 11/1997 Ratliff, Jr. D12/605

- D398,885 S * 9/1998 Ratliff, Jr. D12/503
- D415,456 S 10/1999 Yanez
- D420,957 S * 2/2000 Yanez D12/605
- D436,332 S 1/2001 Yanez
- D497,593 S * 10/2004 Ratliff et al. D12/605
- D500,286 S * 12/2004 Leynaert et al. D12/582

* cited by examiner

Primary Examiner—Robert M. Spear

(74) *Attorney, Agent, or Firm*—Jordan and Hamburg LLP

(57) **CLAIM**


The ornamental design for an automobile tire, as shown and described.

DESCRIPTION

FIG. 1 is a front view of the automobile tire of the invention; FIG. 2 is a rear view thereof; FIG. 3 is a left-side view thereof; FIG. 4 is a right-side view thereof; FIG. 5 is a partially enlarged right-side view thereof; and, FIG. 6 is an enlarged end elevational view of the section VI in FIG. 5, taken along the line 6—6 in FIG. 5.

The broken line showing of a tire inner bead and tread surface is for illustrative purposes only and forms no part of the claimed design. The broken lines on the inner and outer edges of the sidewall represent the boundaries of the claimed design, and form no part thereof.

1 Claim, 6 Drawing Sheets






FIG. 1




FIG. 2

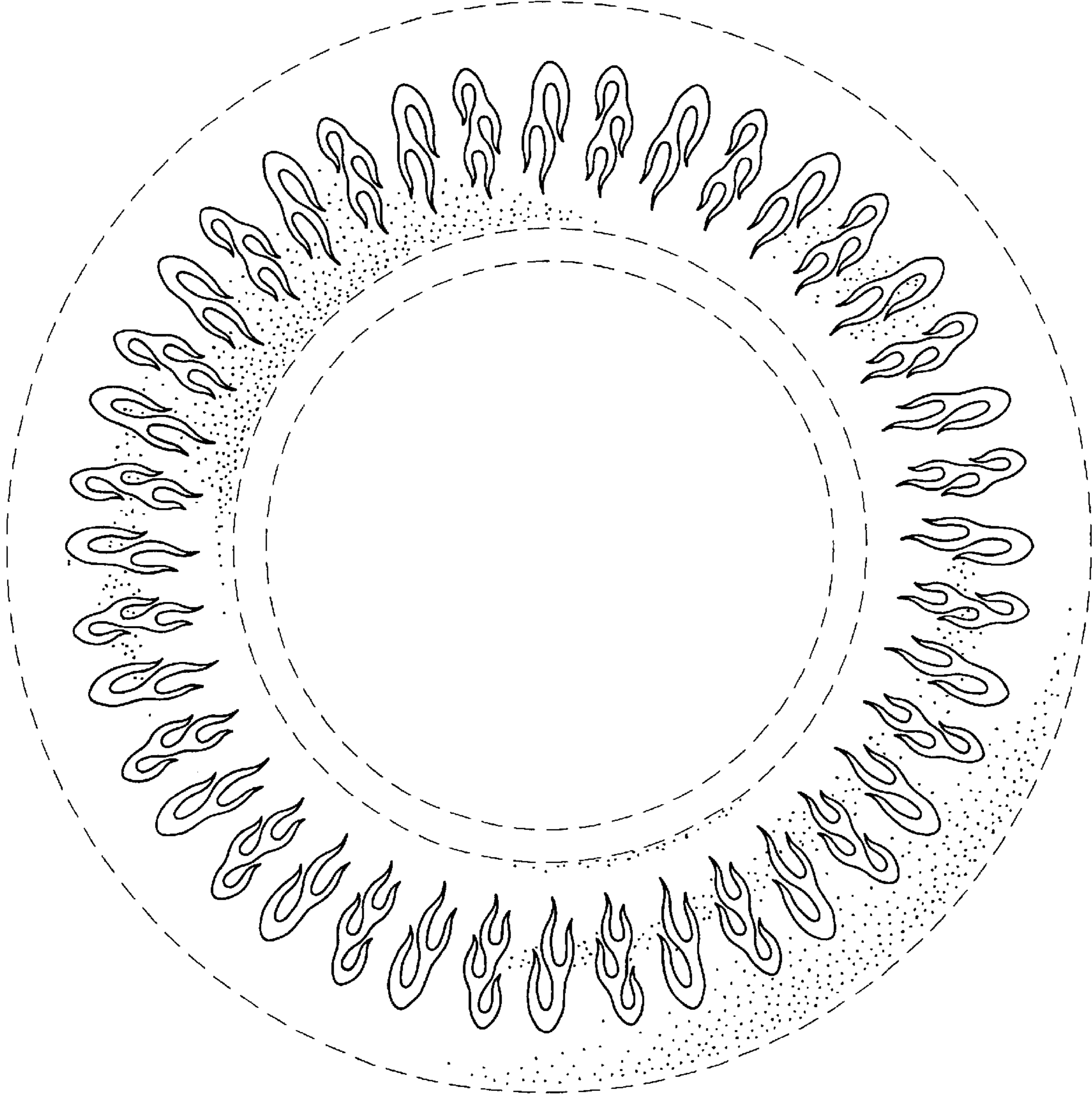


FIG. 3

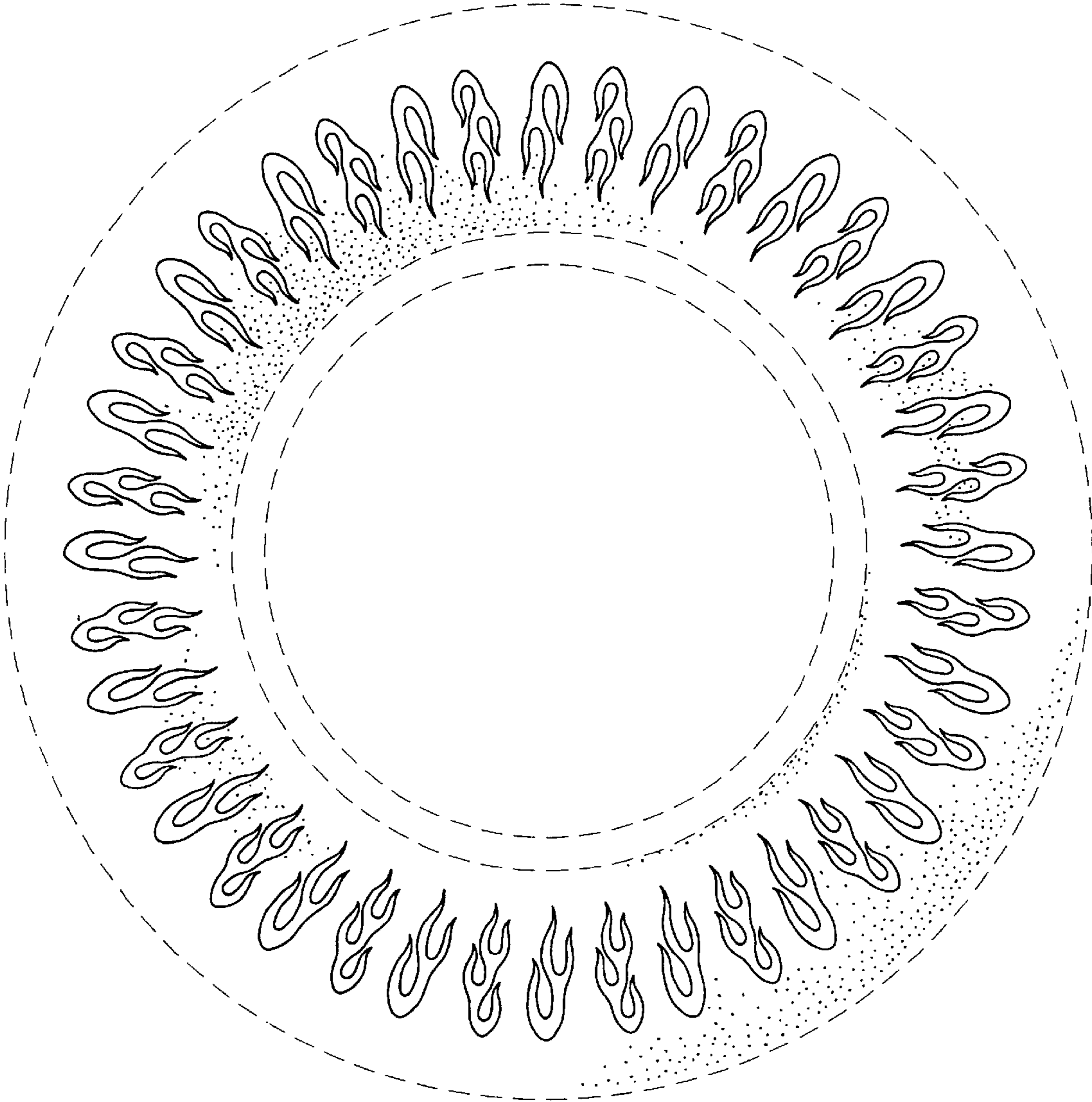


FIG.4

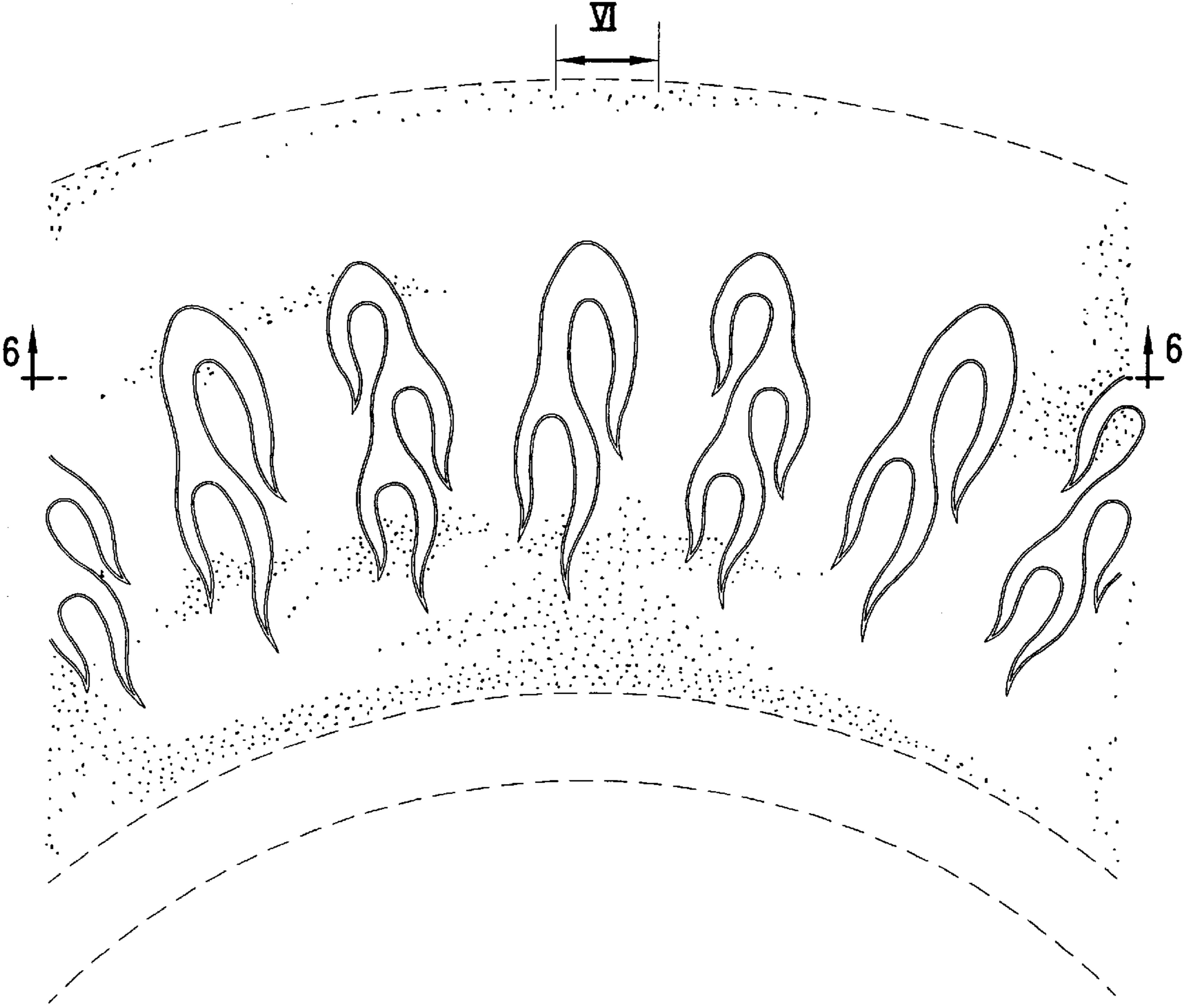


FIG.5

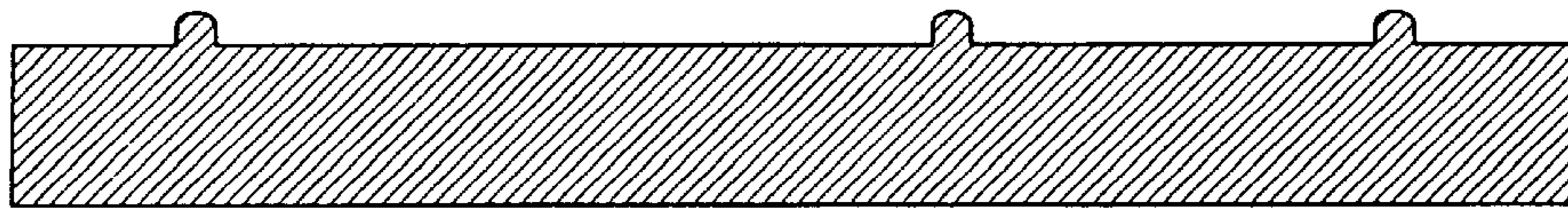


FIG.6