

US00D521429S

(12) **United States Design Patent**  
**Konaka**

(10) **Patent No.:** **US D521,429 S**

(45) **Date of Patent:** **\*\* May 23, 2006**

(54) **SPOILER FOR AN AUTOMOBILE**

(75) Inventor: **Manabu Konaka**, Wako (JP)

(73) Assignee: **Honda Motor Co., Ltd.**, Tokyo (JP)

(\*\*) Term: **14 Years**

(21) Appl. No.: **29/234,362**

(22) Filed: **Jul. 18, 2005**

(30) **Foreign Application Priority Data**

Jan. 19, 2005 (JP) ..... 2005-001211

(51) **LOC (8) Cl.** ..... **12-08**

(52) **U.S. Cl.** ..... **D12/181**

(58) **Field of Classification Search** ..... D12/181,  
D12/191, 196, 400; 160/DIG. 1; 280/848;  
296/180.1-180.5, 91; 180/903  
See application file for complete search history.

(56) **References Cited**

**U.S. PATENT DOCUMENTS**

D278,046 S \* 3/1985 Kerschbaum ..... D12/181

D322,238 S \* 12/1991 Kanai ..... D12/181

D422,544 S \* 4/2000 Carlson et al. .... D12/181

D436,905 S \* 1/2001 Bhambra ..... D12/181

6,293,613 B1 \* 9/2001 Choi ..... 296/180.1

D503,910 S \* 4/2005 Oertel et al. .... D12/181

\* cited by examiner

*Primary Examiner*—Stacia Cadmus

(74) *Attorney, Agent, or Firm*—Westerman, Hattori,  
Daniels & Adrian, LLP.

(57) **CLAIM**

The ornamental design for, a spoiler for an automobile, as shown and described.

**DESCRIPTION**

FIG. 1 is a front elevation view of a spoiler for an automobile, showing our new design;

FIG. 2 is a rear elevation view thereof;

FIG. 3 is a top plan view thereof;

FIG. 4 is a right side elevation view thereof;

FIG. 5 is a top perspective view thereof; and,

FIG. 6 is a bottom perspective view thereof.

The broken in the drawings is illustrative purposes only and forms no part of the claimed design.

**1 Claim, 6 Drawing Sheets**

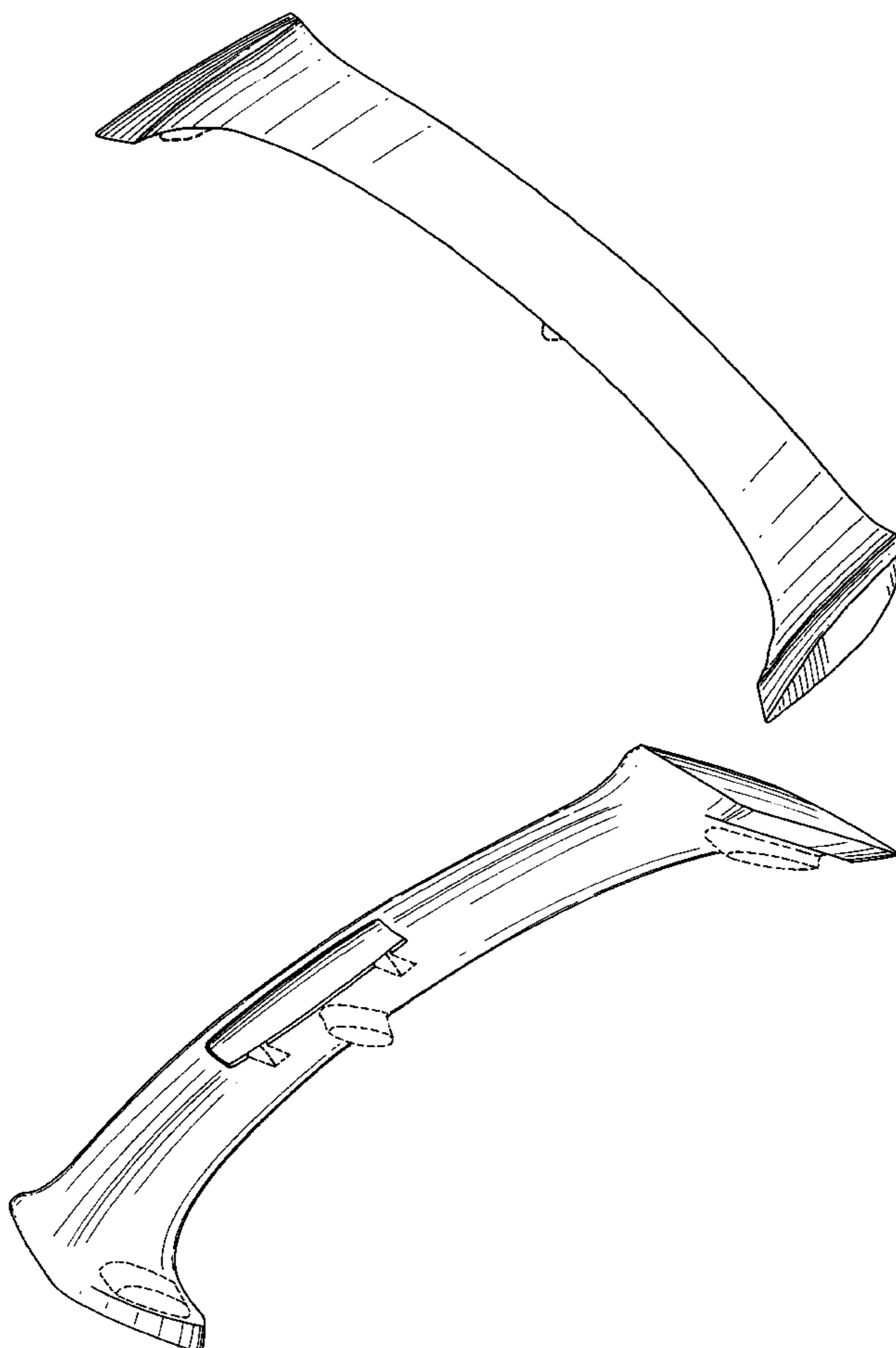


FIG. 1

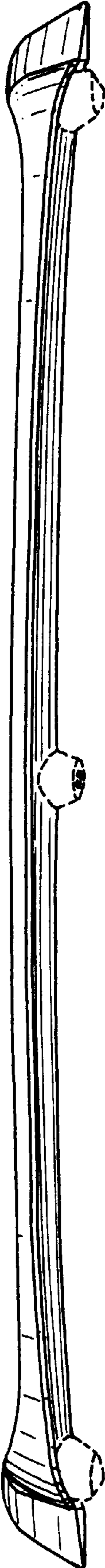


FIG. 2

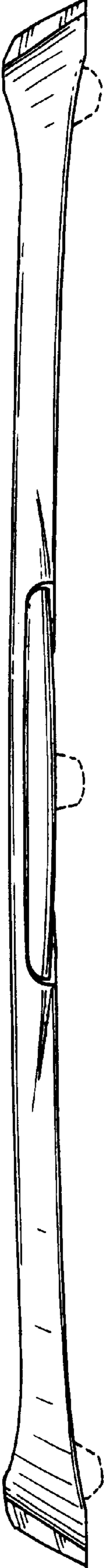


FIG. 3

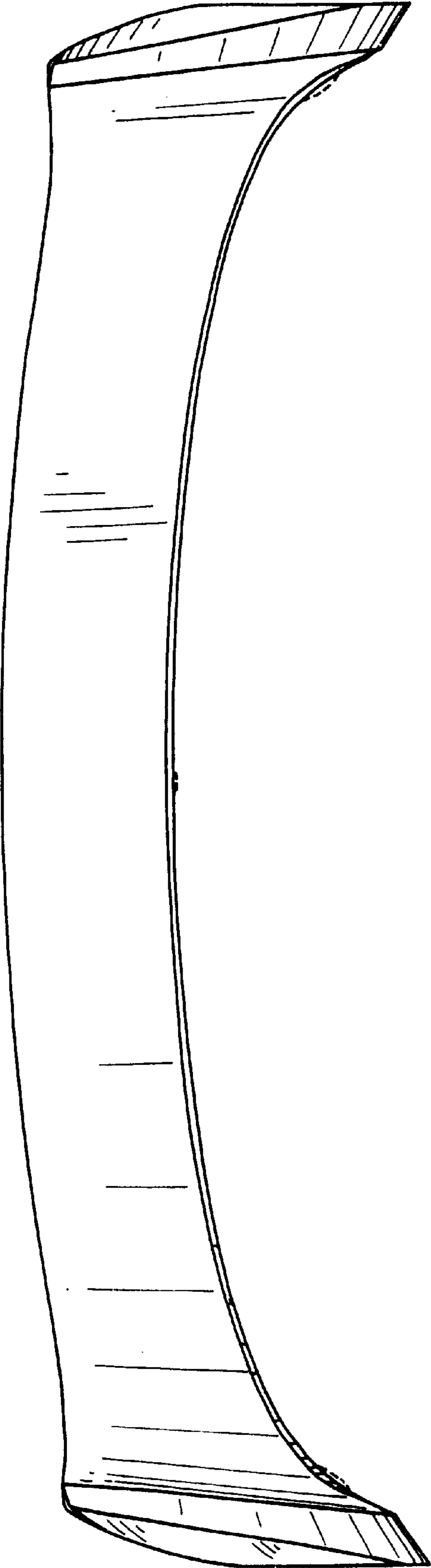


FIG. 4

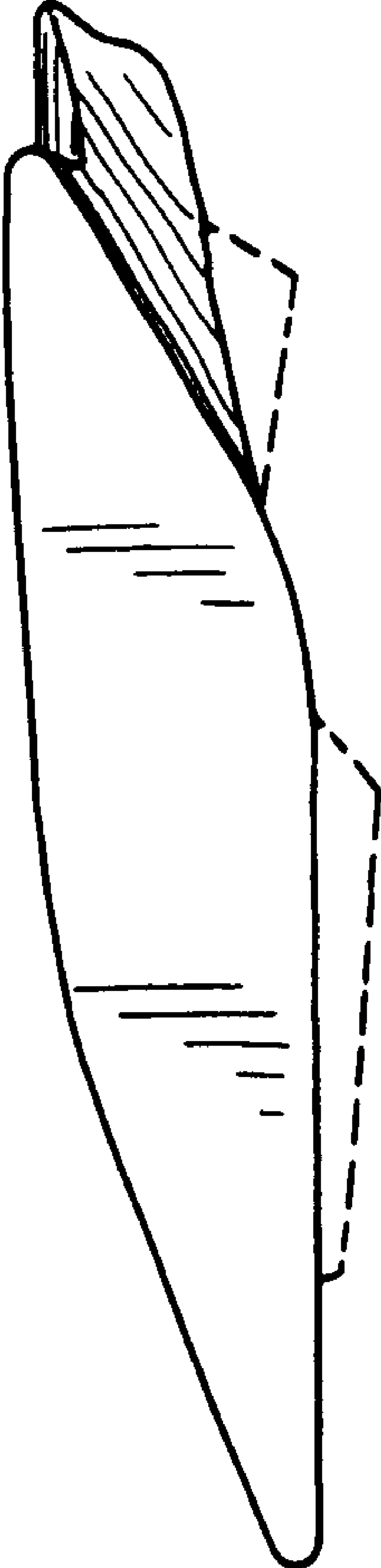
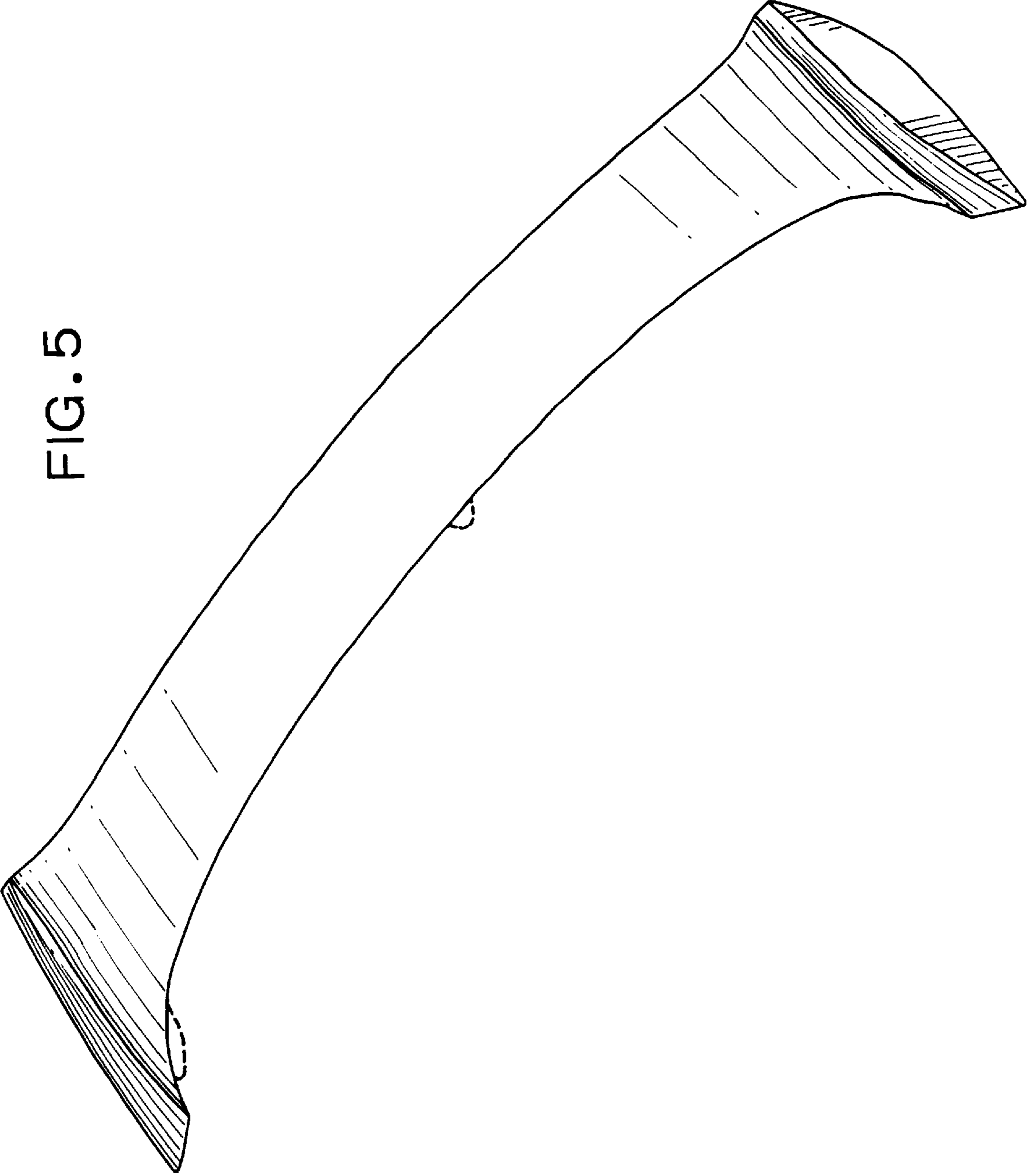


FIG. 5



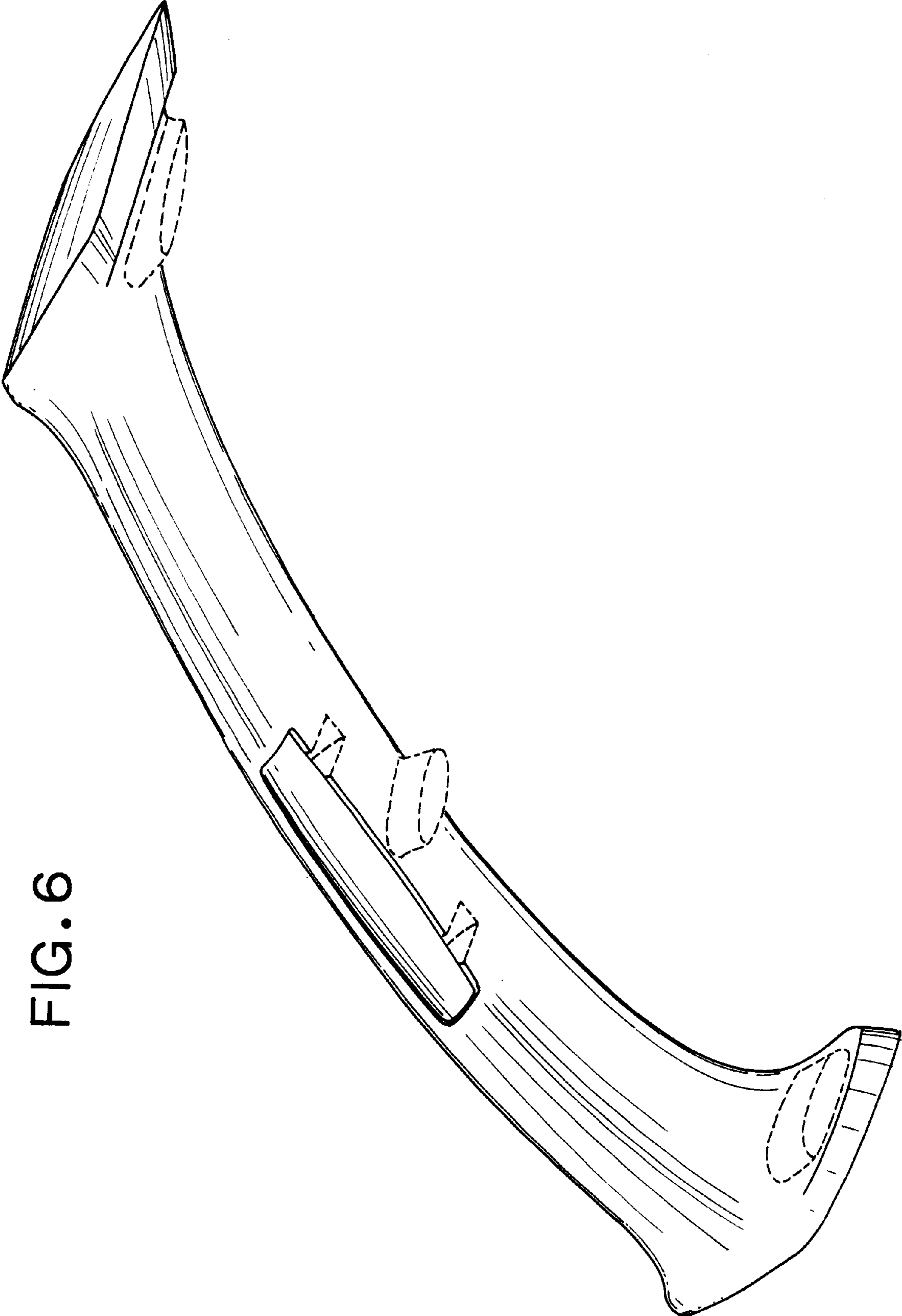


FIG. 6