

US00D521426S

(12) **United States Design Patent**
Hoffmann

(10) **Patent No.:** **US D521,426 S**

(45) **Date of Patent:** **** May 23, 2006**

(54) **FRONTAL CONFIGURATION OF A STEERING WHEEL**

D475,665 S * 6/2003 Pfeiffer et al. D12/176
D476,607 S * 7/2003 Stern et al. D12/176
D480,668 S * 10/2003 Ohm et al. D12/176
D499,366 S * 12/2004 Habib D12/176

(75) Inventor: **Matthias Stefan Hoffmann**, Munich (DE)

* cited by examiner

(73) Assignee: **Bayerische Motoren Werke Aktiengesellschaft**, Munich (DE)

Primary Examiner—Melody N. Brown

(74) *Attorney, Agent, or Firm*—Crowell & Moring LLP

(**) Term: **14 Years**

(57) **CLAIM**

(21) Appl. No.: **29/227,501**

The ornamental design for a frontal configuration of a steering wheel, as shown and described.

(22) Filed: **Apr. 13, 2005**

DESCRIPTION

(51) **LOC (8) Cl.** **12-16**

(52) **U.S. Cl.** **D12/176**

(58) **Field of Classification Search** D12/175-177;
74/552, 558, 558.5

See application file for complete search history.

FIG. 1 is a front view of a frontal configuration of a steering wheel according to my novel design; FIG. 2 is a top perspective view of the frontal configuration of a steering wheel according to my novel design; and, FIG. 3 is a bottom, right perspective view of the frontal configuration of a steering wheel according to my novel design, the bottom left perspective view being mirror symmetrical.

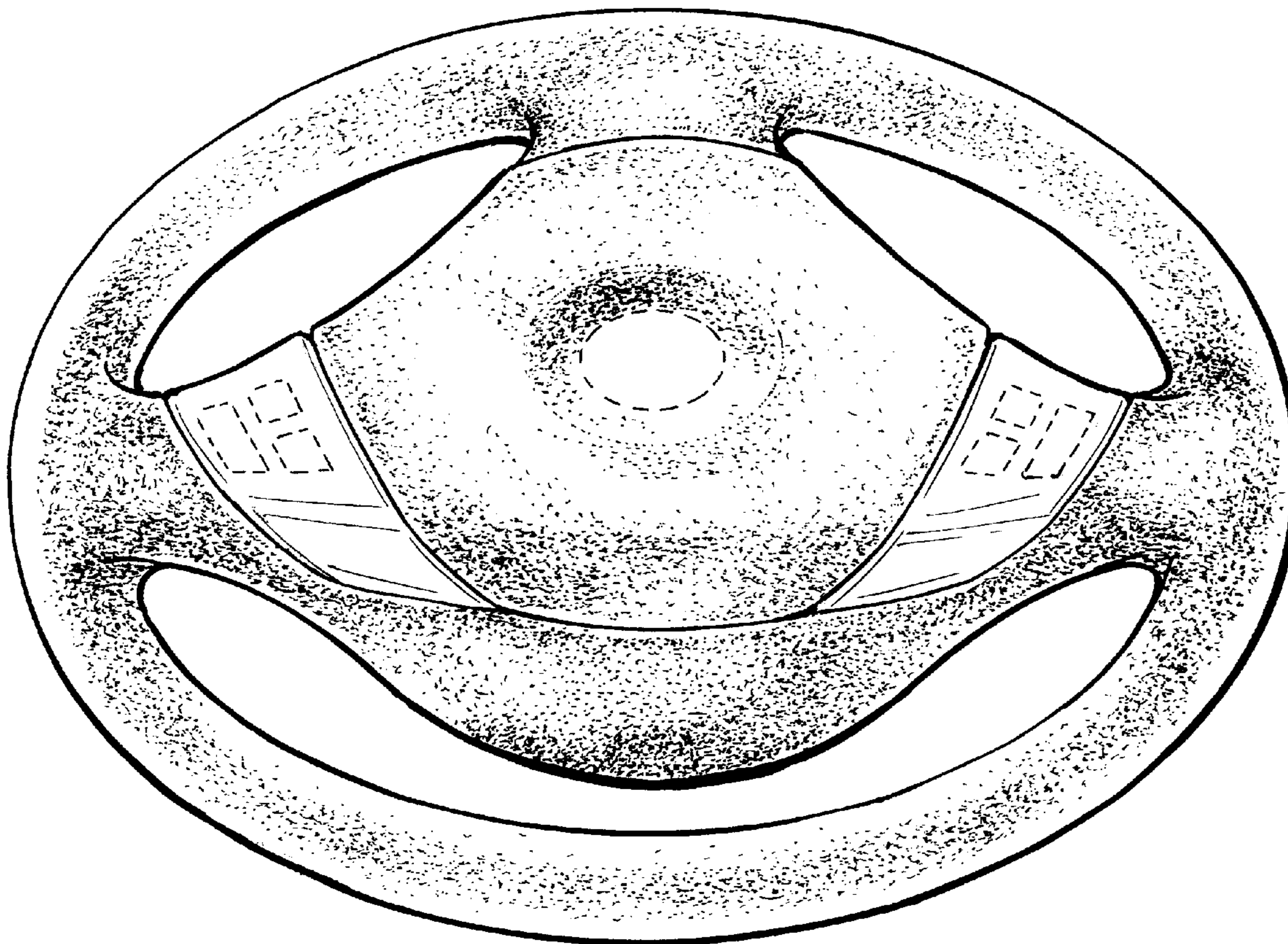
The broken lines are for illustrative purposes only and form no part of the claimed design.

(56) **References Cited**

U.S. PATENT DOCUMENTS

D438,151 S * 2/2001 Pfeiffer D12/176
D470,087 S * 2/2003 Akiyama et al. D12/176
D471,138 S * 3/2003 Hisada et al. D12/176

1 Claim, 2 Drawing Sheets



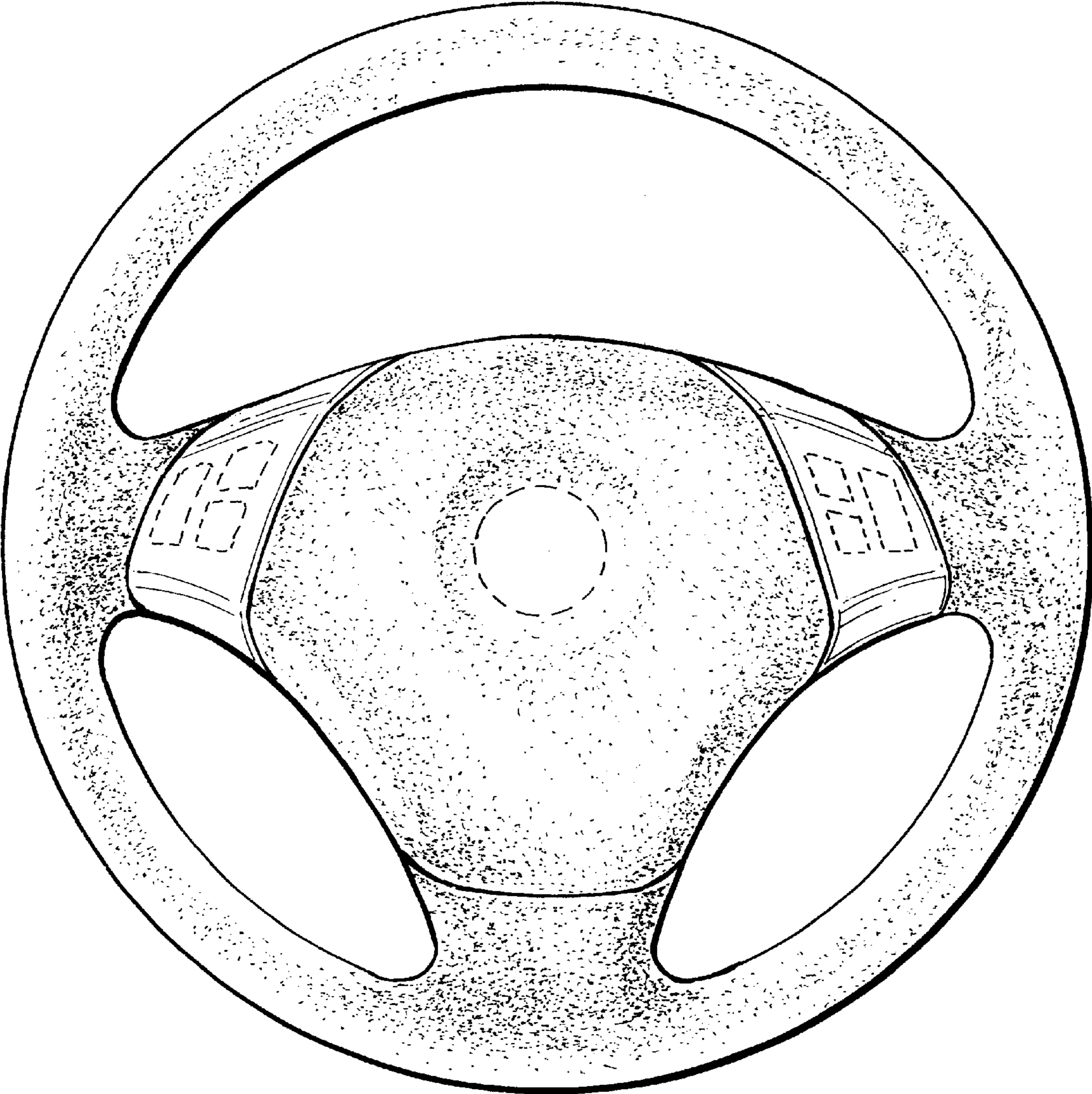


FIG. 1

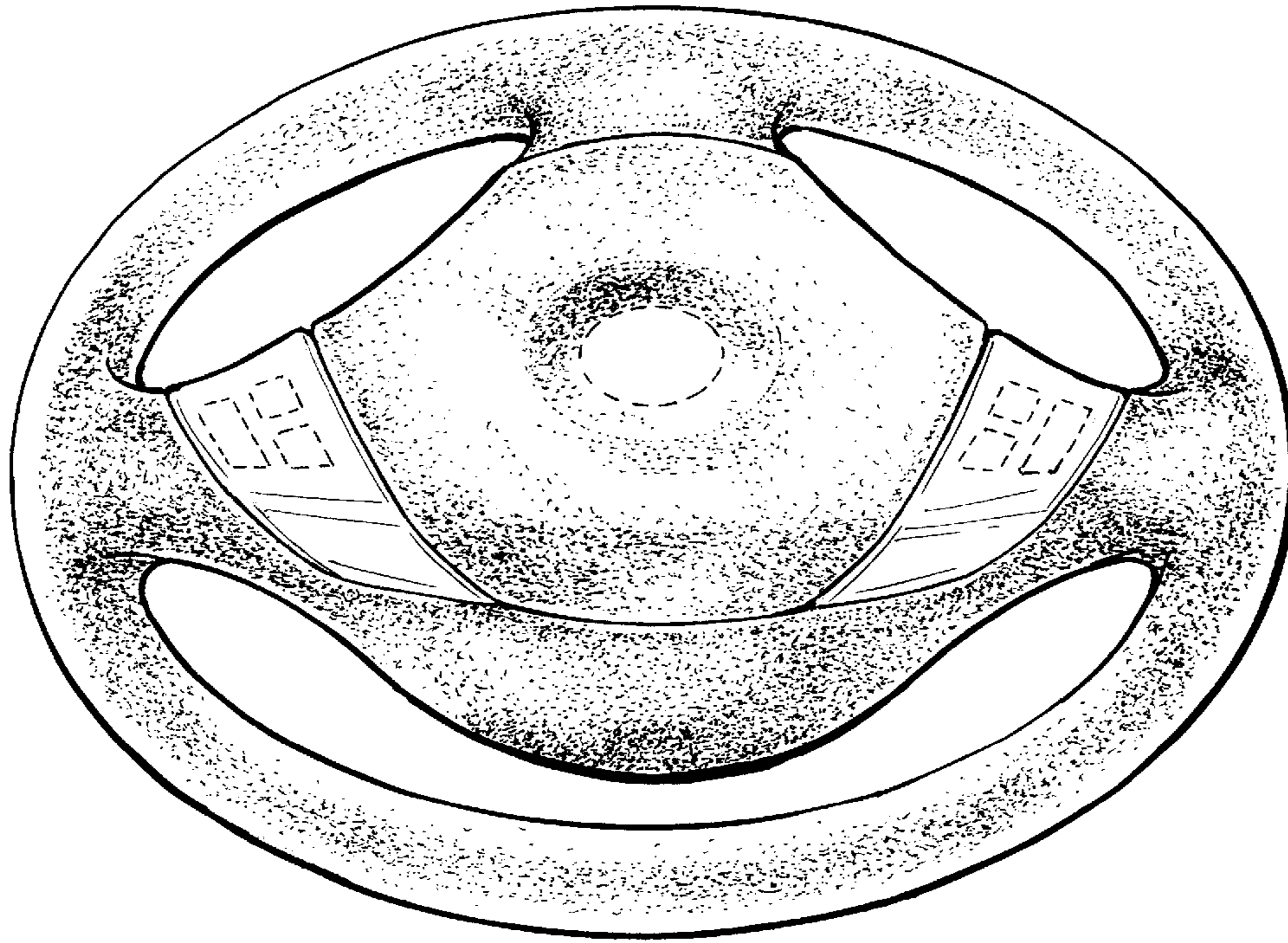


FIG. 2

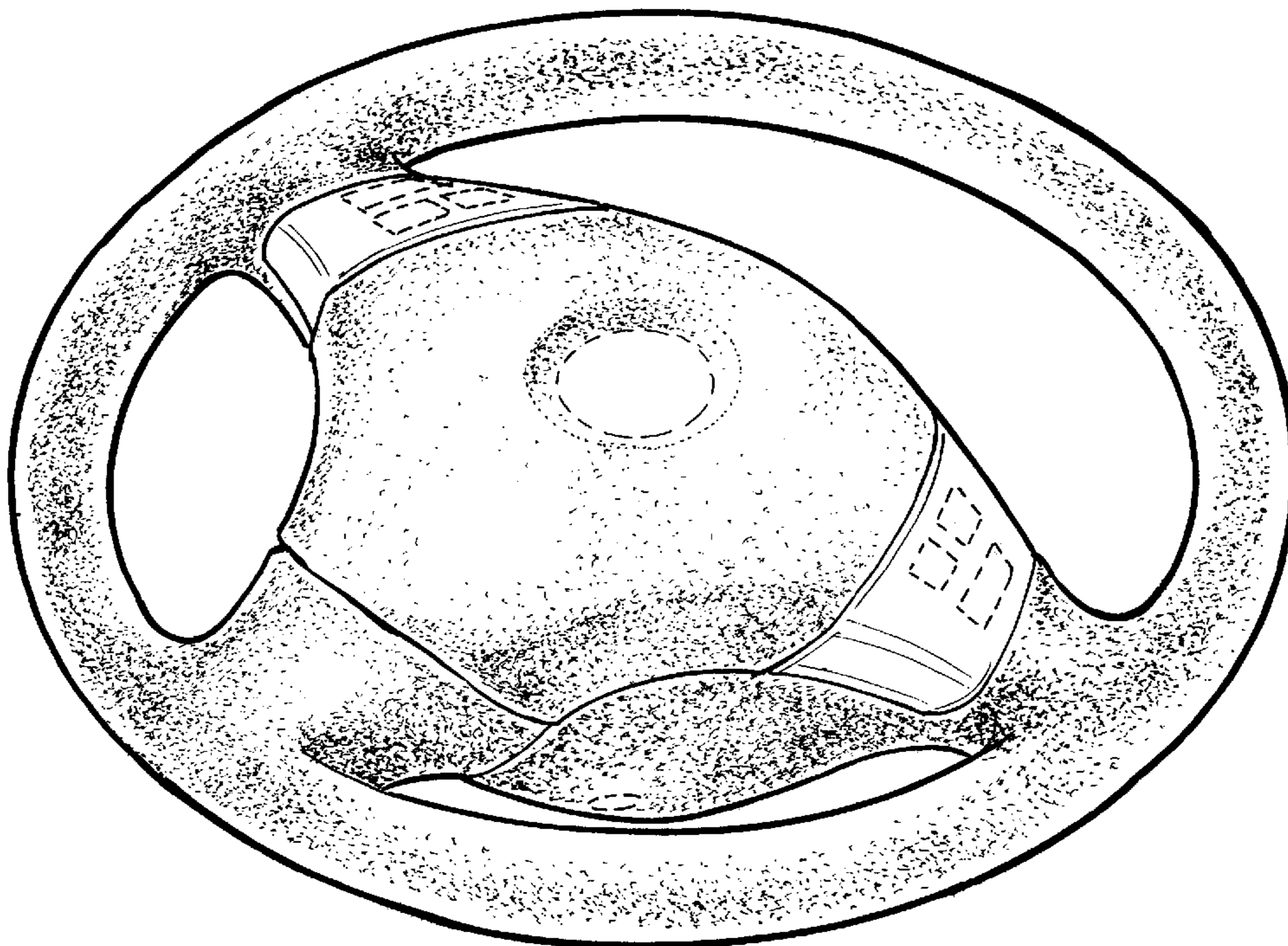


FIG. 3