

US00D521424S

(12) **United States Design Patent**  
**Sackley**

(10) **Patent No.:** **US D521,424 S**

(45) **Date of Patent:** **\*\* May 23, 2006**

(54) **VEHICLE GRILL**

(76) Inventor: **Jeffrey W. Sackley**, 15835 W. 14th Pl.,  
Golden, CO (US) 80401

(\*\*) Term: **14 Years**

(21) Appl. No.: **29/205,433**

(22) Filed: **May 14, 2004**

(51) **LOC (8) Cl.** ..... **12-16**

(52) **U.S. Cl.** ..... **D12/163**

(58) **Field of Classification Search** ..... D12/163,  
D12/171, 90-92, 216, 169, 196; 180/68.1,  
180/68.6; 296/193.1

See application file for complete search history.

(56) **References Cited**

U.S. PATENT DOCUMENTS

D383,710 S	*	9/1997	Guichard et al.	.....	D12/91
D389,094 S	*	1/1998	Stollery	.....	D12/91
D391,520 S	*	3/1998	Laster	.....	D12/91
D401,186 S	*	11/1998	Abbott et al.	.....	D12/91
D424,992 S	*	5/2000	Faurote	.....	D12/163
D454,813 S	*	3/2002	Boniface et al.	.....	D12/91
D466,444 S	*	12/2002	Meadows	.....	D12/91
D491,847 S	*	6/2004	Velazco	.....	D12/163
D497,572 S	*	10/2004	Widmann et al.	.....	D12/91

\* cited by examiner

*Primary Examiner*—Melody N. Brown

(74) *Attorney, Agent, or Firm*—Timothy J. Martin; Michael  
R. Henson

(57) **CLAIM**

The ornamental design for a vehicle grill, as shown and described.

**DESCRIPTION**

FIG. 1 is a front perspective view of a vehicle grill showing the exemplary embodiment of my new design, with an exploded view of a mounting housing therefor shown in broken lines for illustrative purposes only so that it forms no part of the claimed design;

FIG. 2 is a right side view in elevation of the vehicle grill shown in FIG. 1 with an exploded view of the mounting housing shown in broken lines for illustrative purposes only so that it forms no part of the claimed design;

FIG. 3 is a front view in elevation of the vehicle grill shown in FIG. 1;

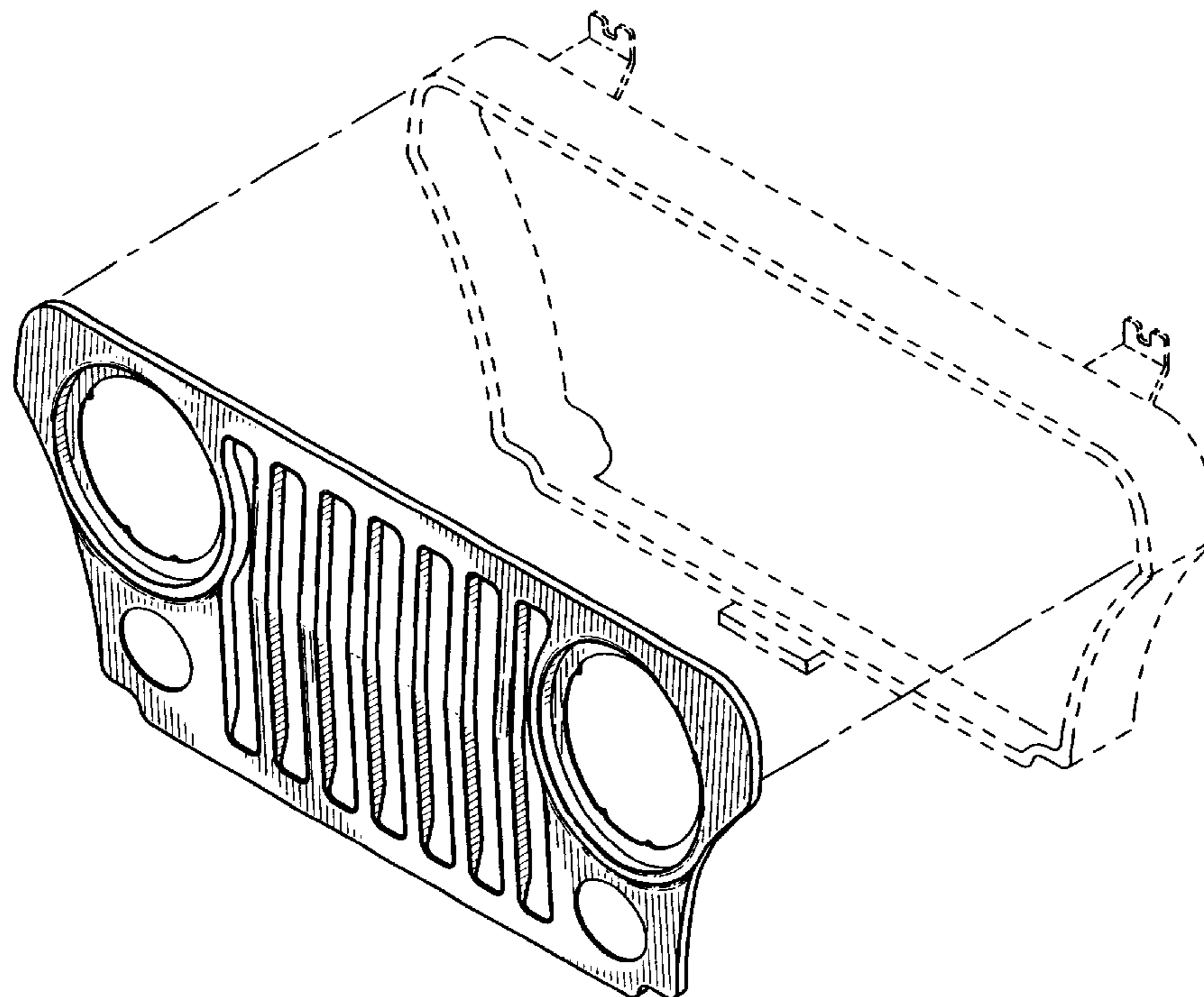
FIG. 4 is a rear view in elevation of the vehicle grill shown in FIG. 1;

FIG. 5 is a left view in elevation of the vehicle grill shown in FIG. 1 with an exploded view of the mounting housing shown in broken lines for illustrative purposes only so that it forms no part of the claimed design;

FIG. 6 is a top plan view of the vehicle grill shown in FIG. 1 with an exploded view of the mounting housing shown in broken lines for illustrative purposes only so that it forms no part of the claimed design; and,

FIG. 7 is a bottom plan view of the vehicle grill shown in FIG. 1 with an exploded view of the mounting housing shown in broken lines for illustrative purposes only so that it forms no part of the claimed design.

**1 Claim, 2 Drawing Sheets**




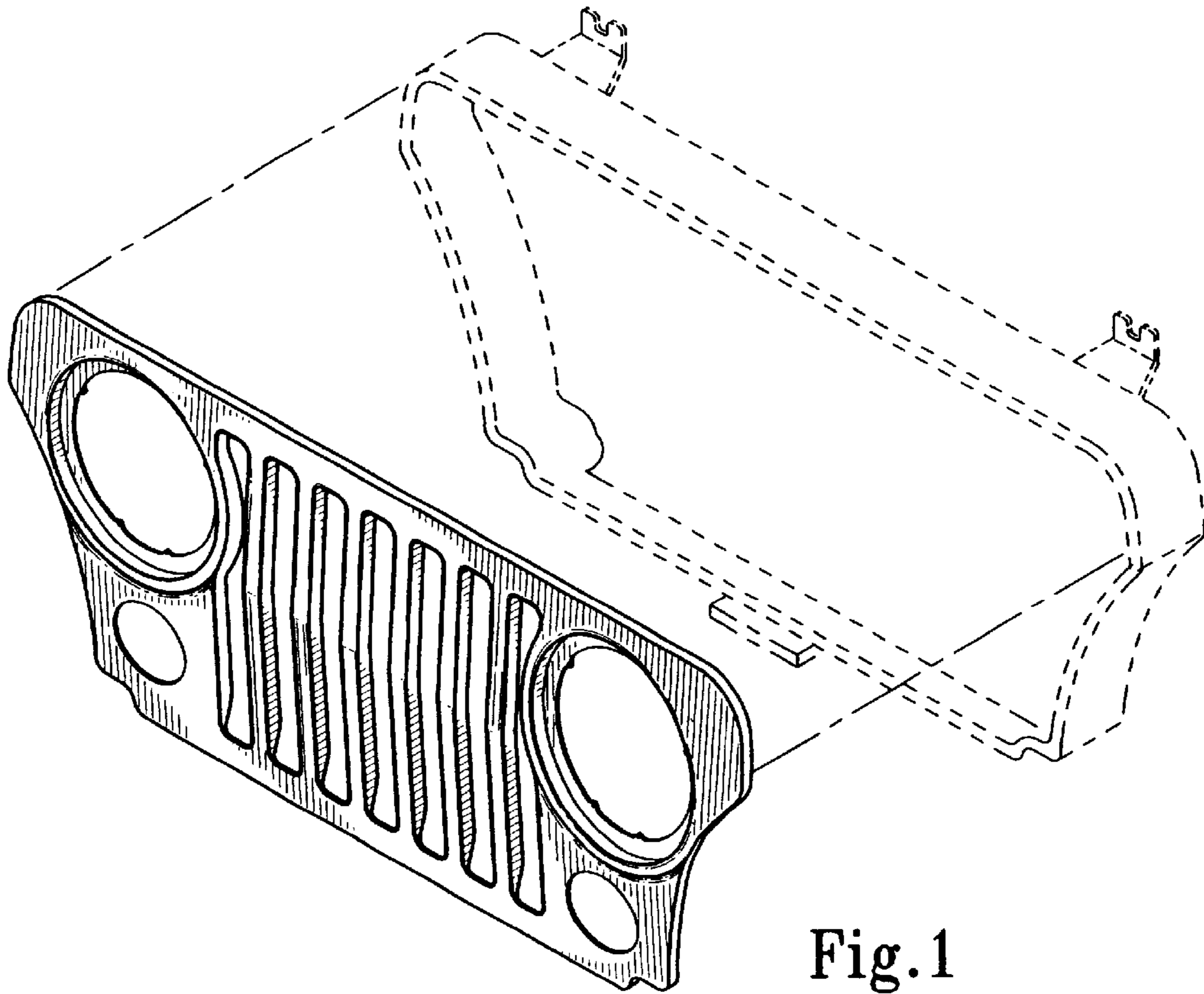


Fig. 2

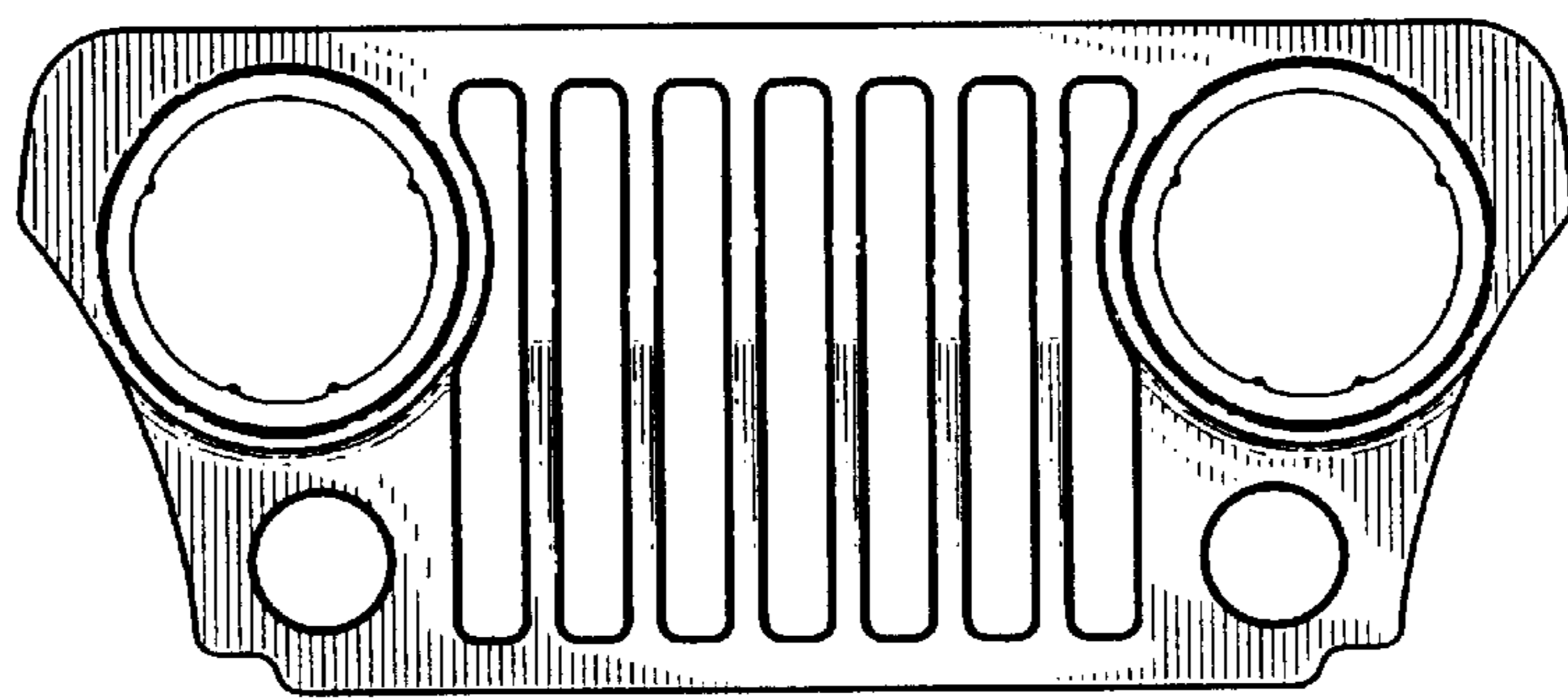


Fig. 3

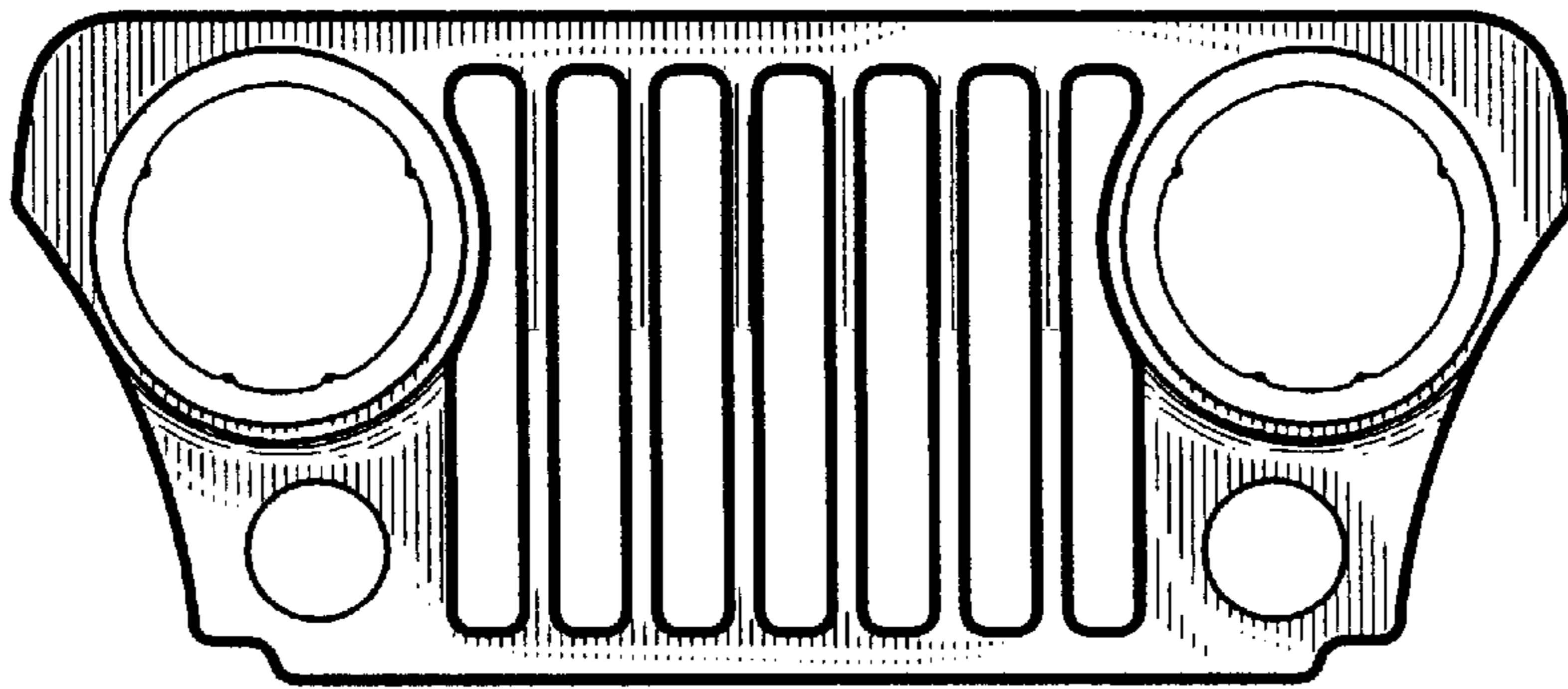


Fig.4

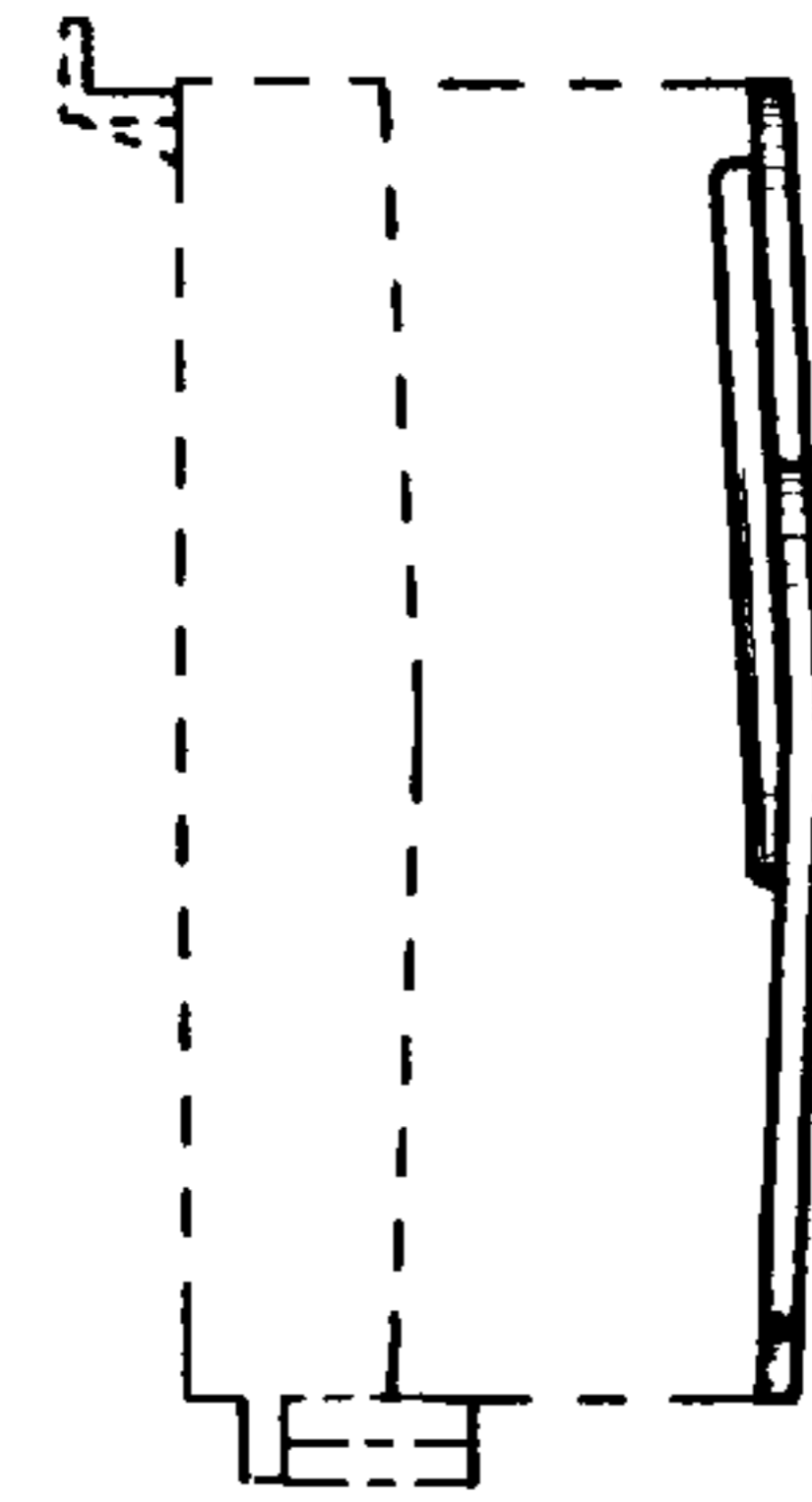


Fig.5

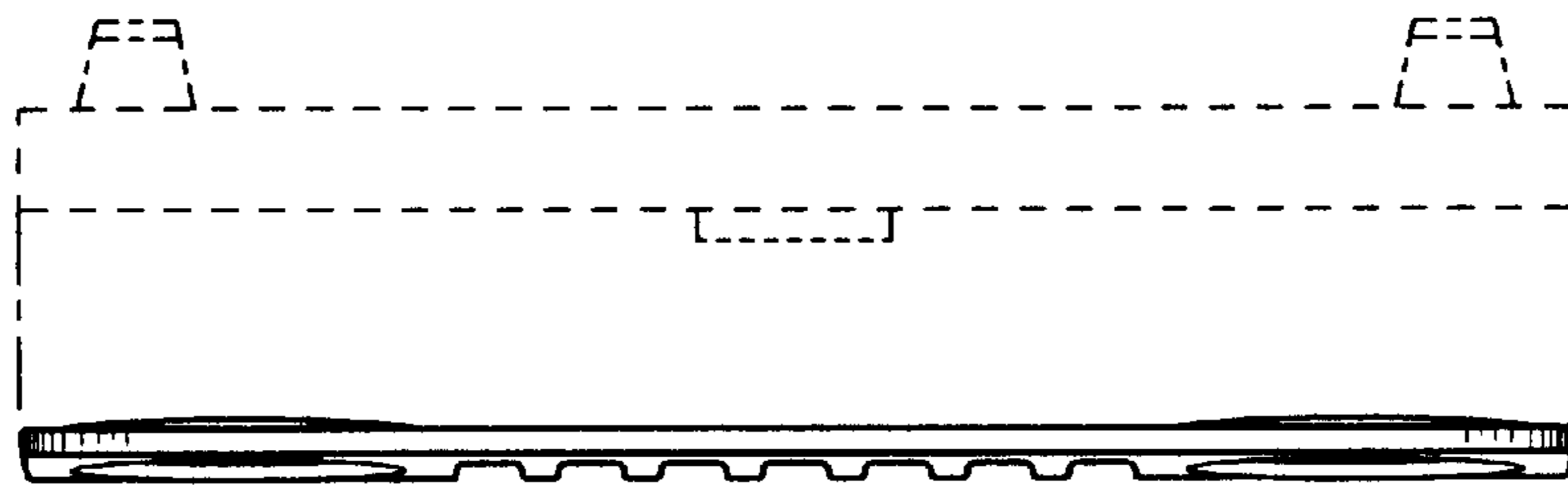


Fig.6

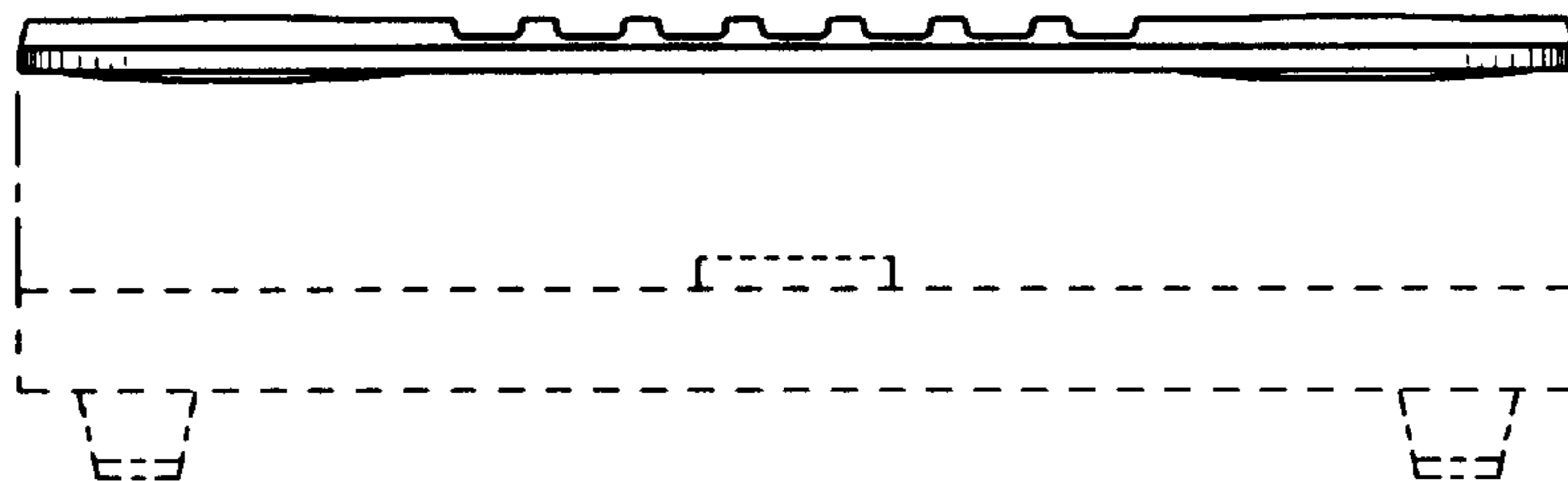


Fig.7