



US00D521408S

(12) **United States Design Patent**  
**Peterson**

(10) **Patent No.:** **US D521,408 S**

(45) **Date of Patent:** **\*\* May 23, 2006**

(54) **PENDANT/CHARM WITH BIBLICAL REFERENCE**

D411,967 S \* 7/1999 Philipson et al. .... D11/86  
D450,010 S \* 11/2001 Schmidt ..... D11/86

(76) Inventor: **Dena A. Peterson**, 1001Bluebonnet Ct.,  
McKinney, TX (US) 75070

\* cited by examiner

*Primary Examiner*—Ralf Seifert

(74) *Attorney, Agent, or Firm*—Michael R. Nichols

(\*\*) Term: **14 Years**

(57) **CLAIM**

(21) Appl. No.: **29/211,595**

The ornamental design for a pendant/charm with biblical reference, as shown and described.

(22) Filed: **Aug. 18, 2004**

**DESCRIPTION**

(51) **LOC (8) Cl.** ..... **11-01**

(52) **U.S. Cl.** ..... **D11/79; D11/89**

(58) **Field of Classification Search** ..... D11/1-2,  
D11/7, 40-44, 46-49, 53, 56-57, 59-61,  
D11/63, 65, 79-83, 86-87, 89, 90, 99-101,  
D11/106, 114-116, 200-201; 63/1.11, 18-20;  
D3/207-211

FIG. 1 is a diagram depicting a frontal view of the design as used in conjunction with a bracelet;

FIG. 2 is a diagram depicting a frontal view of the design as used in conjunction with a necklace or other similar jewelry item;

FIG. 3 is a diagram depicting a side view of the design, showing the hole through which a necklace, bracelet, or other jewelry item may be inserted; and,

FIG. 4 is a diagram depicting a rear view of the design.

Broken lines in the Figures are used to represent environmental structure or boundaries that form no part of the design to be patented.

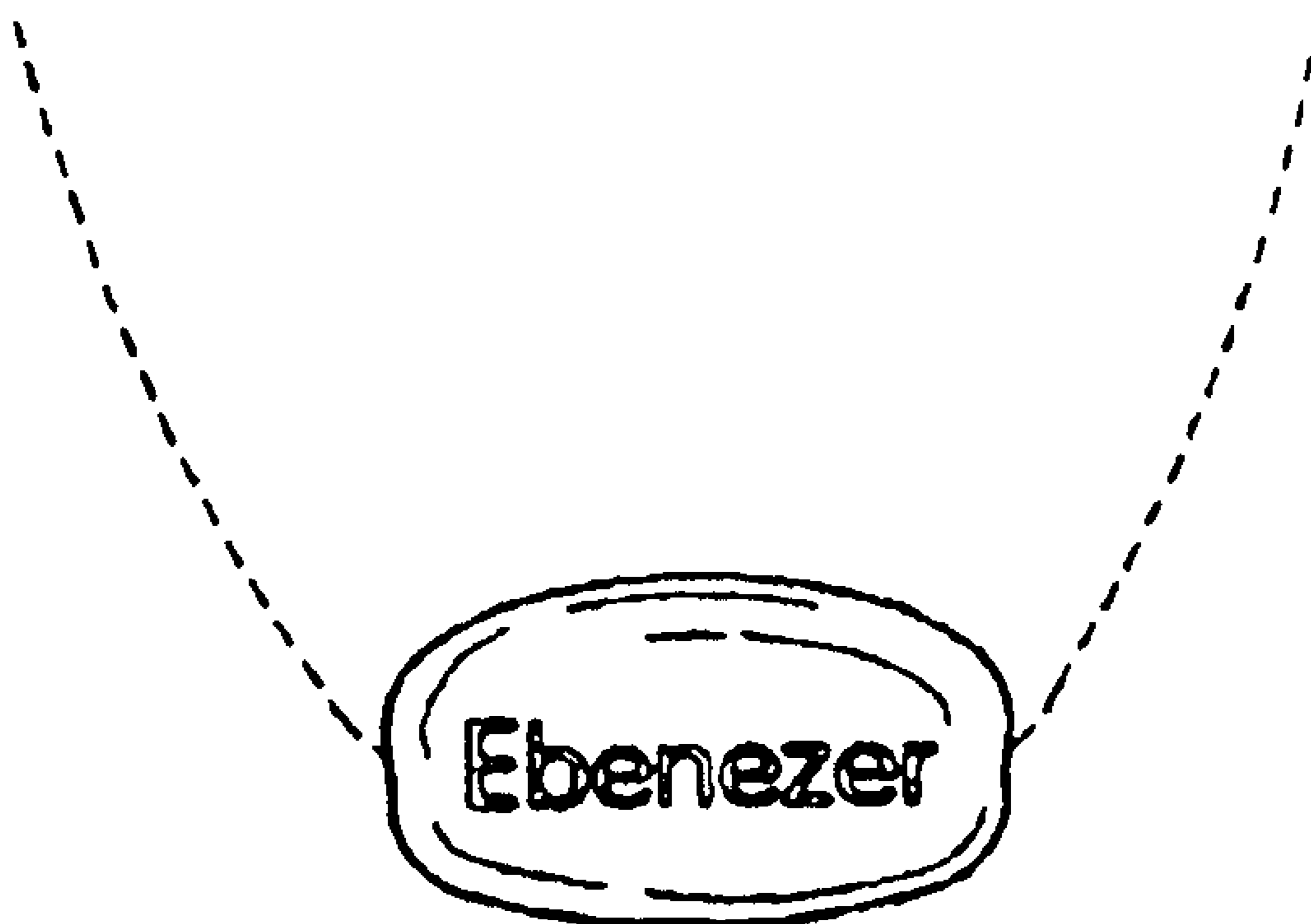
See application file for complete search history.

(56) **References Cited**

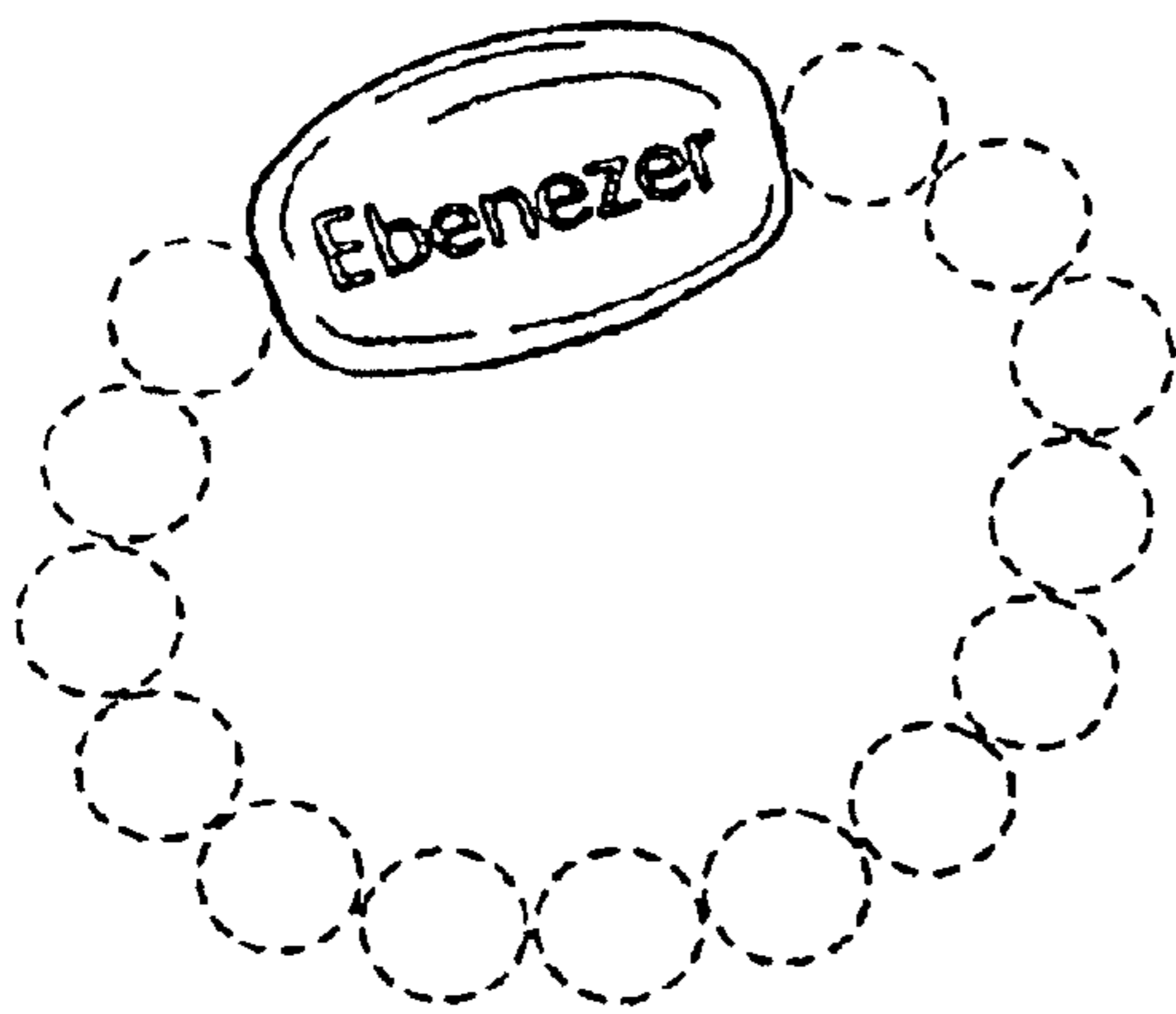
**U.S. PATENT DOCUMENTS**

D64,445 S \* 4/1924 Dobie ..... D11/86  
D185,030 S \* 4/1959 McCormick ..... D11/86  
D301,211 S \* 5/1989 Kian ..... D11/41  
D339,548 S \* 9/1993 Kian ..... D11/103

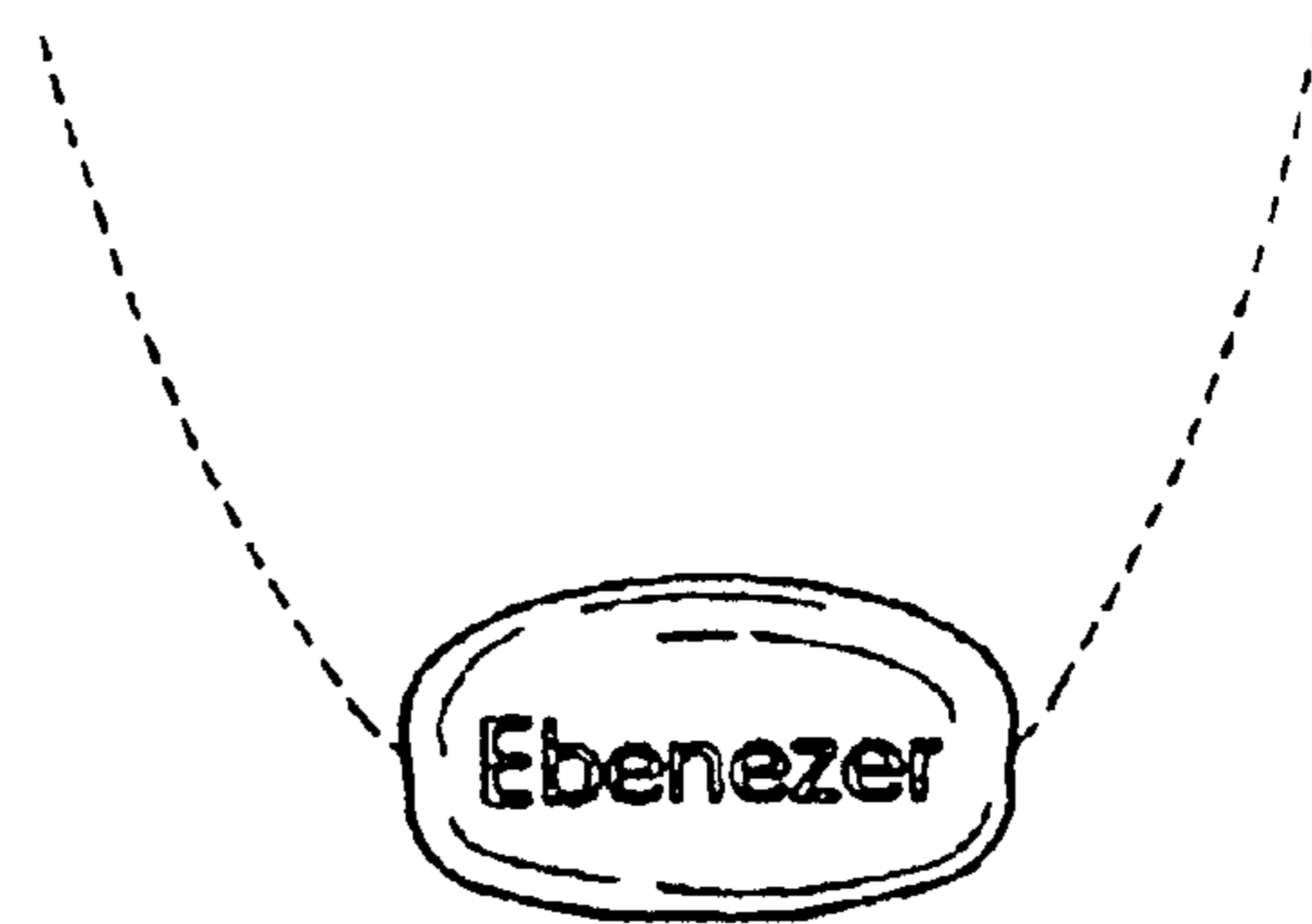
**1 Claim, 1 Drawing Sheet**



**FIG.1**



**FIG.2**



**FIG.3**



**FIG.4**

