



US00D521397S

(12) **United States Design Patent**
Willmarth

(10) **Patent No.:** **US D521,397 S**

(45) **Date of Patent:** **** May 23, 2006**

(54) **EUCHRE SCORING BLOCK**

(76) Inventor: **Dale Jeffrey Willmarth**, 6771
Dennison Rd., Plainwell, MI (US)
49080-8808

(**) Term: **14 Years**

(21) Appl. No.: **29/225,415**

(22) Filed: **Mar. 15, 2005**

(51) **LOC (8) Cl.** **21-01**

(52) **U.S. Cl.** **D10/46.1**

(58) **Field of Classification Search** D10/46,
D10/46.1; 116/222-225, 325, 326; 235/1 B,
235/1 C, 1 D, 90; 273/236, 459, DIG. 26,
273/148 R

See application file for complete search history.

(56) **References Cited**

U.S. PATENT DOCUMENTS

- 2,481,709 A * 9/1949 Adams 235/123
- 4,332,386 A * 6/1982 Townsend 273/148 A
- D311,501 S * 10/1990 Defayette et al. D10/46.1
- D311,707 S * 10/1990 Clements D10/46.1

- D362,637 S * 9/1995 Madden et al. D10/46.1
- 5,491,324 A * 2/1996 Vanderpool 235/90
- D379,643 S * 6/1997 Price D21/354
- 5,979,752 A * 11/1999 Holloway 235/90
- D436,541 S * 1/2001 Scott et al. D10/46.1

* cited by examiner

Primary Examiner—Prabhakar Deshmukh

(74) *Attorney, Agent, or Firm*—Watson IP Group, PLC;
Jovan N. Jovanovic

(57) **CLAIM**

The ornamental design for a euchre scoring block, as shown and described.

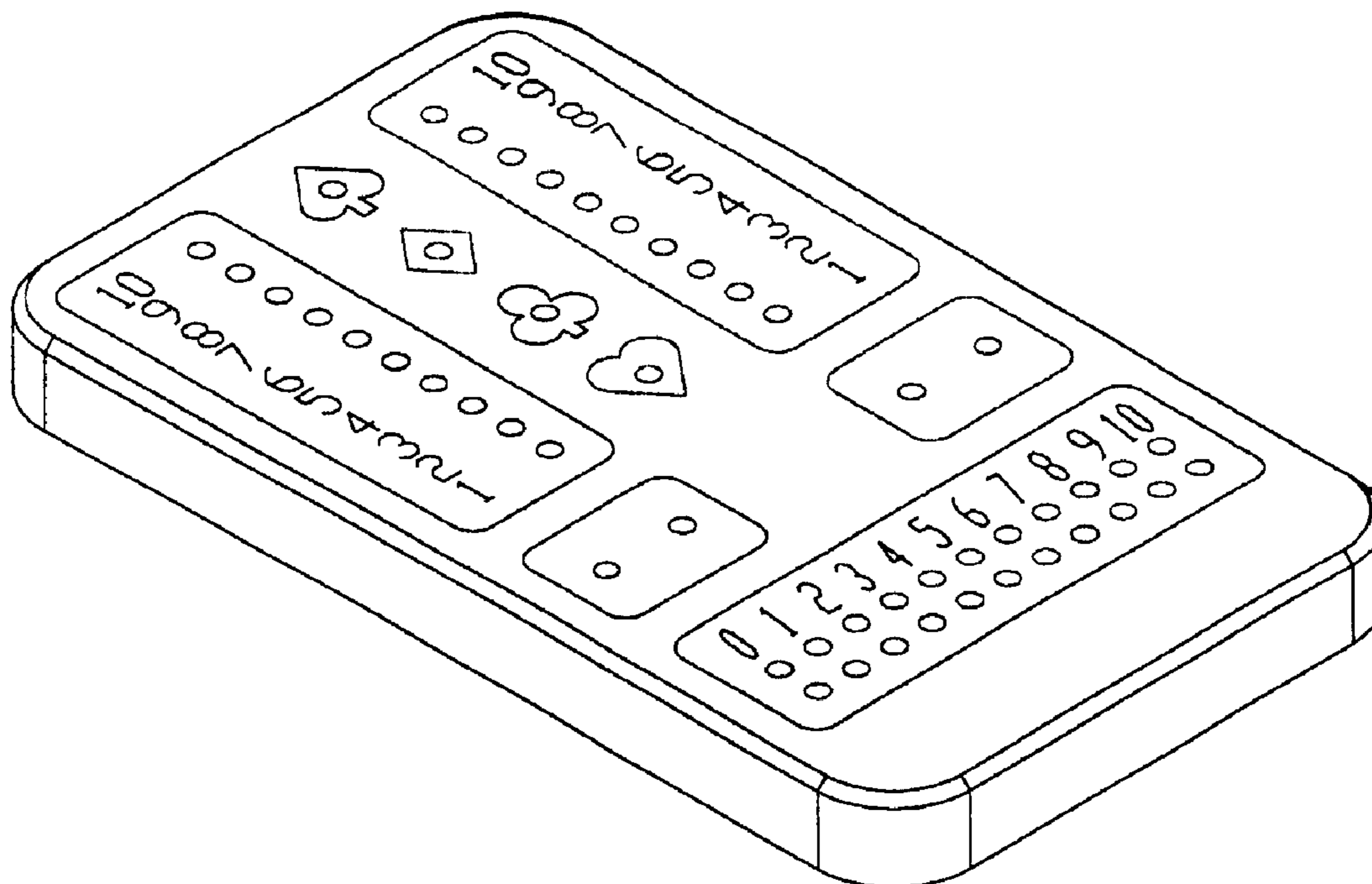
DESCRIPTION

FIG. 1 is a top, left side, front perspective view of the euchre scoring block, showing, in particular the ornamental design thereof; and,

FIG. 2 is a top plan view thereof.

The right side is a mirror image of the left side and rear side is a mirror image of the front shown in FIG. 1. The bottom surface does not form part of the claimed design.

1 Claim, 1 Drawing Sheet



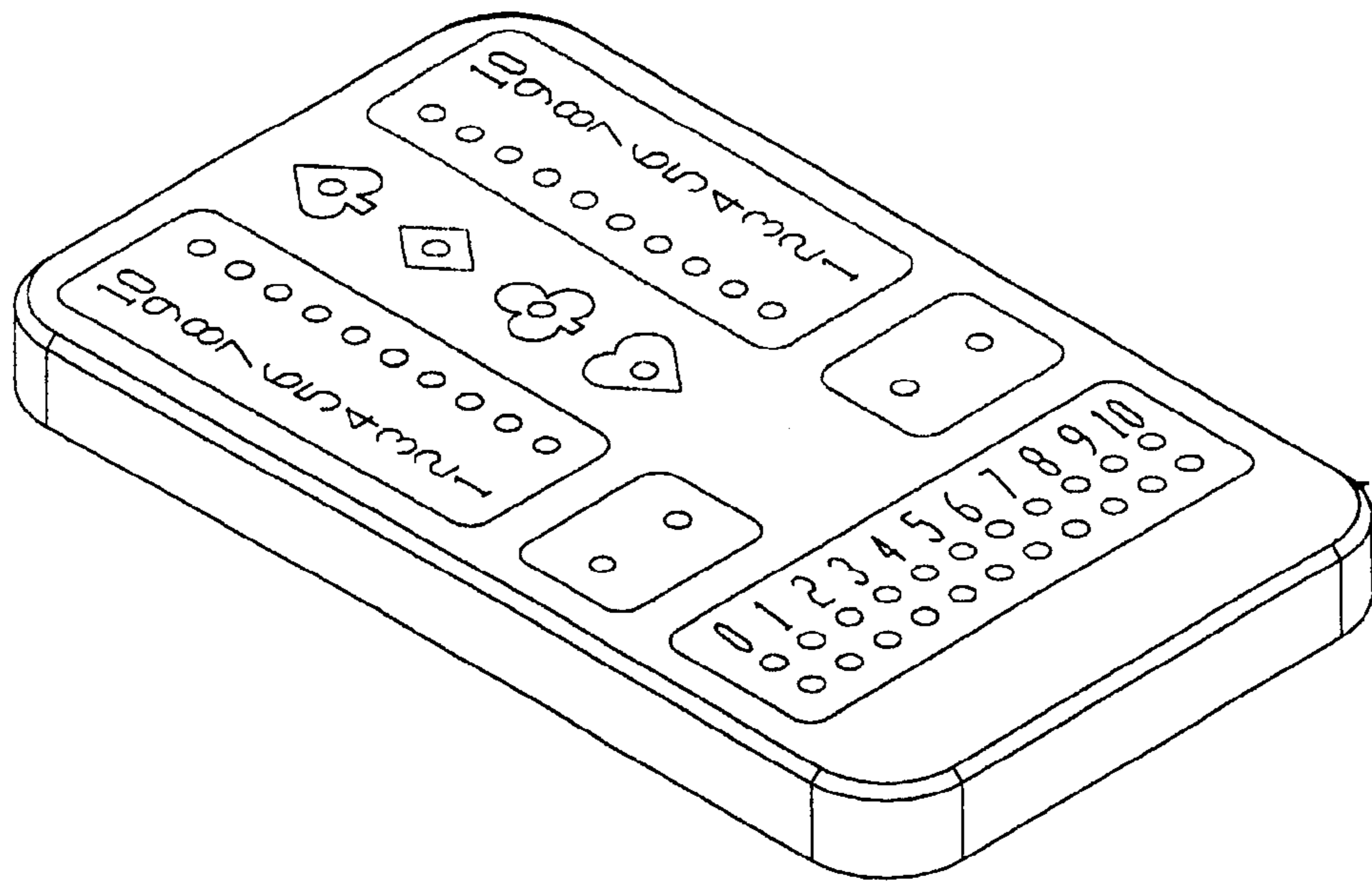


FIGURE 1

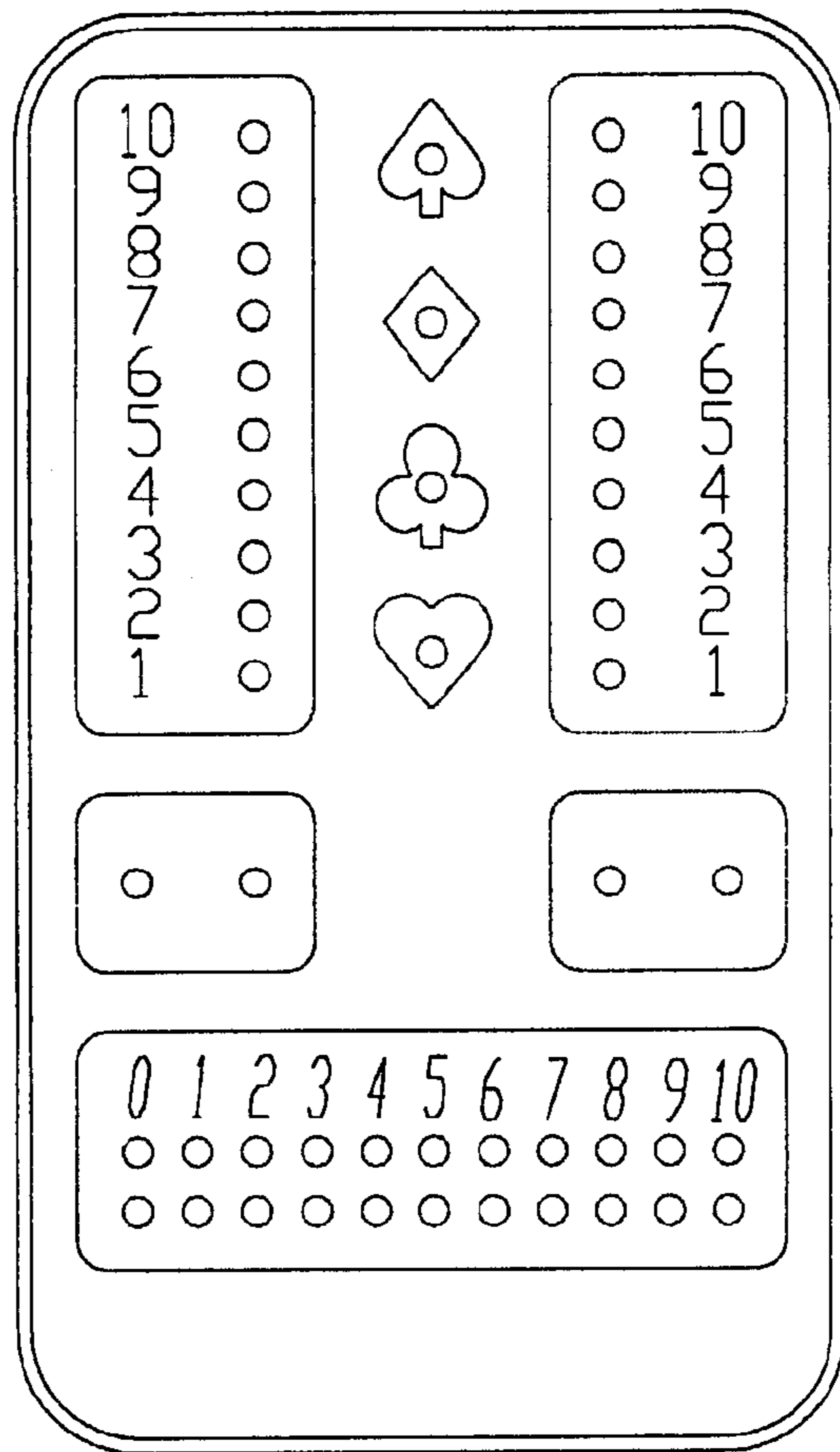


FIGURE 2