



US00D521396S

(12) **United States Design Patent**  
**Bourquin**

(10) **Patent No.:** **US D521,396 S**

(45) **Date of Patent:** **\*\* May 23, 2006**

(54) **WATCH CASE**  
(75) **Inventor:** **Francis Bourquin**, La Neuveville (CH)  
(73) **Assignee:** **SWGT SA**, Biel (CH)  
(\*\*) **Term:** **14 Years**

D357,191 S \* 4/1995 Chodat ..... D10/30  
D383,397 S \* 9/1997 Takahashi ..... D10/30  
D399,760 S \* 10/1998 Riley ..... D10/32  
D430,043 S \* 8/2000 Schopfer ..... D10/39  
D480,656 S \* 10/2003 Peled ..... D10/131  
D493,725 S \* 8/2004 Hill ..... D10/2

\* cited by examiner

(21) **Appl. No.:** **29/214,613**  
(22) **Filed:** **Oct. 6, 2004**

*Primary Examiner*—Lucy Lieberman  
(74) *Attorney, Agent, or Firm*—McGlew and Tuttle, P.C.

(30) **Foreign Application Priority Data**

Apr. 14, 2004 (WO) ..... DM/065 521

(51) **LOC (8) Cl.** ..... **10-02**  
(52) **U.S. Cl.** ..... **D10/33; D10/38**  
(58) **Field of Classification Search** ..... D10/30–39,  
D10/122–132; 368/281, 282, 82–84, 28–30,  
368/239–242, 276, 277, 278, 232, 285, 223,  
368/228, 238, 294–295; 63/1.13; 224/178,  
224/164, 168

See application file for complete search history.

(57) **CLAIM**

The ornamental design for a watch case, as shown and described.

**DESCRIPTION**

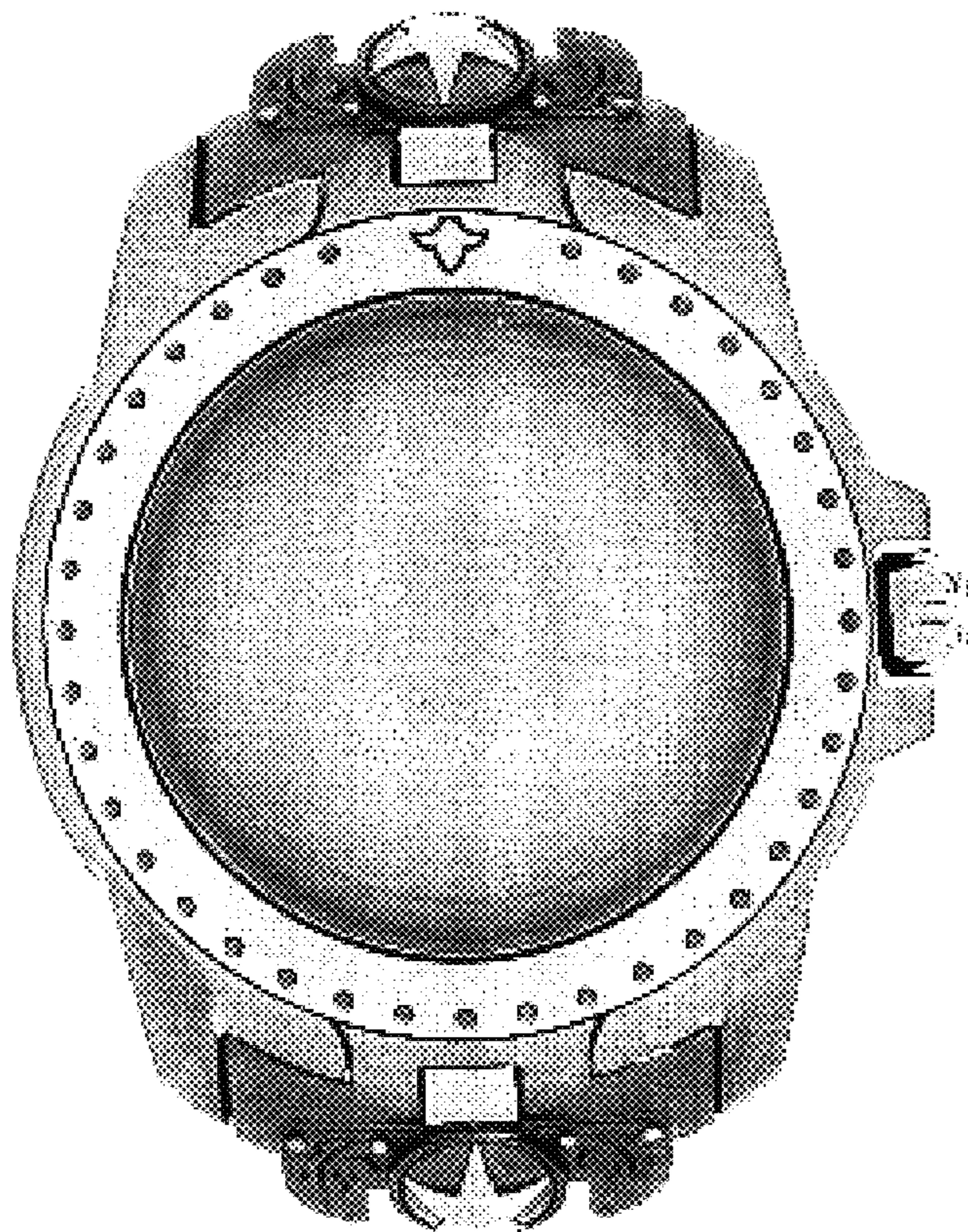
FIG. 1 is a top view of my new watch case design;  
FIG. 2 is a bottom view thereof;  
FIG. 3 is a right top perspective view thereof;  
FIG. 4 is a right side view thereof;  
FIG. 5 is a front end view thereof;  
FIG. 6 is a left side view thereof; and,  
FIG. 7 is a rear end view thereof.

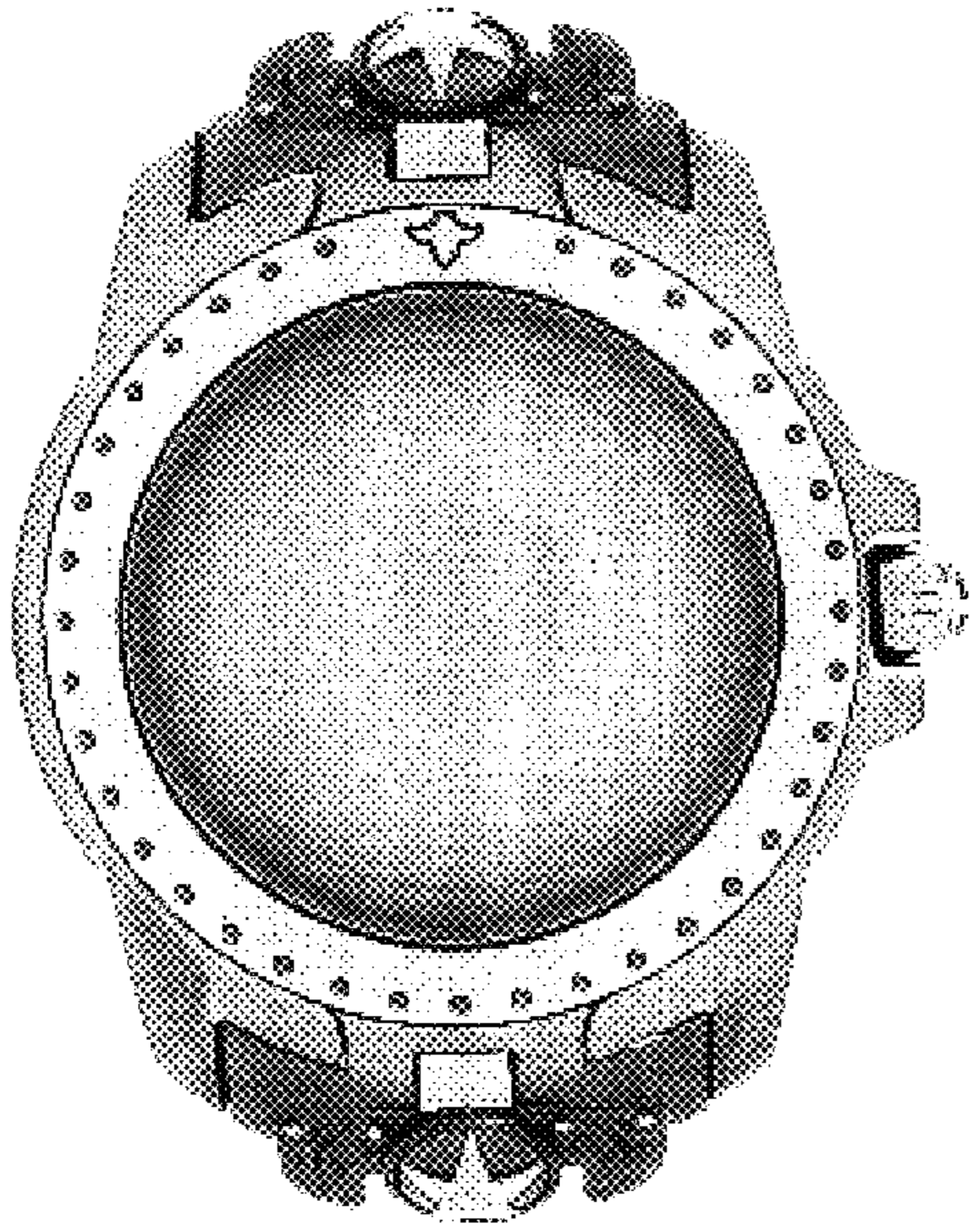
(56) **References Cited**

**U.S. PATENT DOCUMENTS**

D354,926 S \* 1/1995 Schopfer ..... D10/30

**1 Claim, 2 Drawing Sheets**







*Fig. 1*




*Fig. 2*



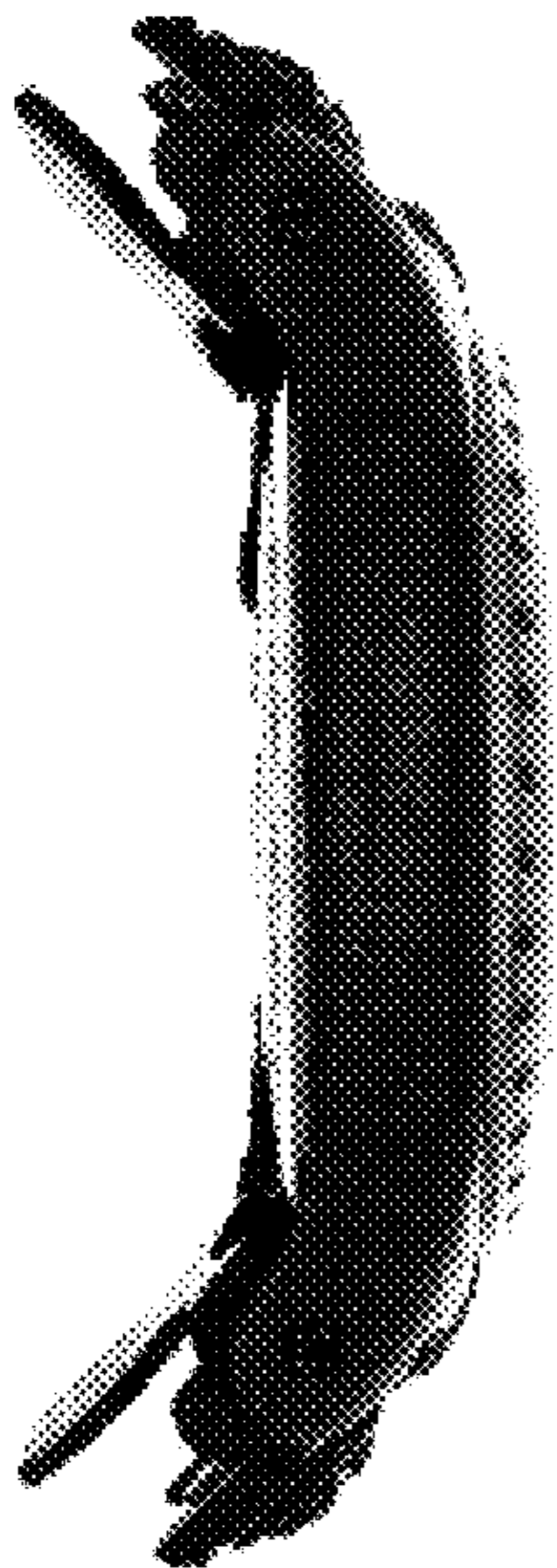
*Fig. 3*




*Fig. 4*



*Fig. 5*



*Fig. 6*



*Fig. 7*