



US00D521391S

(12) **United States Design Patent** (10) **Patent No.:** **US D521,391 S**  
**Andoh** (45) **Date of Patent:** **\*\* May 23, 2006**

(54) **CONTAINER**

(75) Inventor: **Kikuo Andoh**, Odawara (JP)

(73) Assignee: **Fuji Photo Film Co., Ltd.**,  
Minamiashigara (JP)

(\*\*) Term: **14 Years**

(21) Appl. No.: **29/196,703**

(22) Filed: **Jan. 5, 2004**

(30) **Foreign Application Priority Data**

Jul. 7, 2003 (JP) ..... 2003-019501

(51) **LOC (8) Cl.** ..... **09-01**

(52) **U.S. Cl.** ..... **D9/542; D9/522; D9/560**

(58) **Field of Classification Search** ..... D9/503–509,  
D9/516, 544, 560, 571–574, 435, 436–439,  
D9/447, 452, 454, 530, 542, 543, 739, 545,  
D9/529, 540; D16/246–250; D18/40, 43;  
206/446, 474, 316.1; 354/315, 331; 355/200,  
355/245, 260; 229/4.5

See application file for complete search history.

(56) **References Cited**

**U.S. PATENT DOCUMENTS**

D20,656 S \* 3/1891 Dawes ..... D9/545  
D23,100 S \* 3/1894 Pay et al. .... D9/522  
D79,858 S \* 11/1929 De Wagner ..... D9/540  
D237,861 S \* 12/1975 Roasi ..... D9/542 X  
4,607,756 A \* 8/1986 Courtman ..... 215/6

D289,858 S \* 5/1987 Duval et al. .... D9/529  
D351,337 S \* 10/1994 Bonnema et al. .... D9/690  
6,216,942 B1 \* 4/2001 Kittscher ..... 229/4.5  
6,457,602 B1 \* 10/2002 Uchiyama ..... 220/669  
D475,296 S \* 6/2003 Lee ..... D9/739  
D494,851 S \* 8/2004 Uchiyama ..... D18/43  
D500,681 S \* 1/2005 Uchiyama ..... D9/560  
D501,138 S \* 1/2005 Uchiyama ..... D9/439

\* cited by examiner

*Primary Examiner*—Carol Rademaker

(74) *Attorney, Agent, or Firm*—Oliff & Berridge, PLC

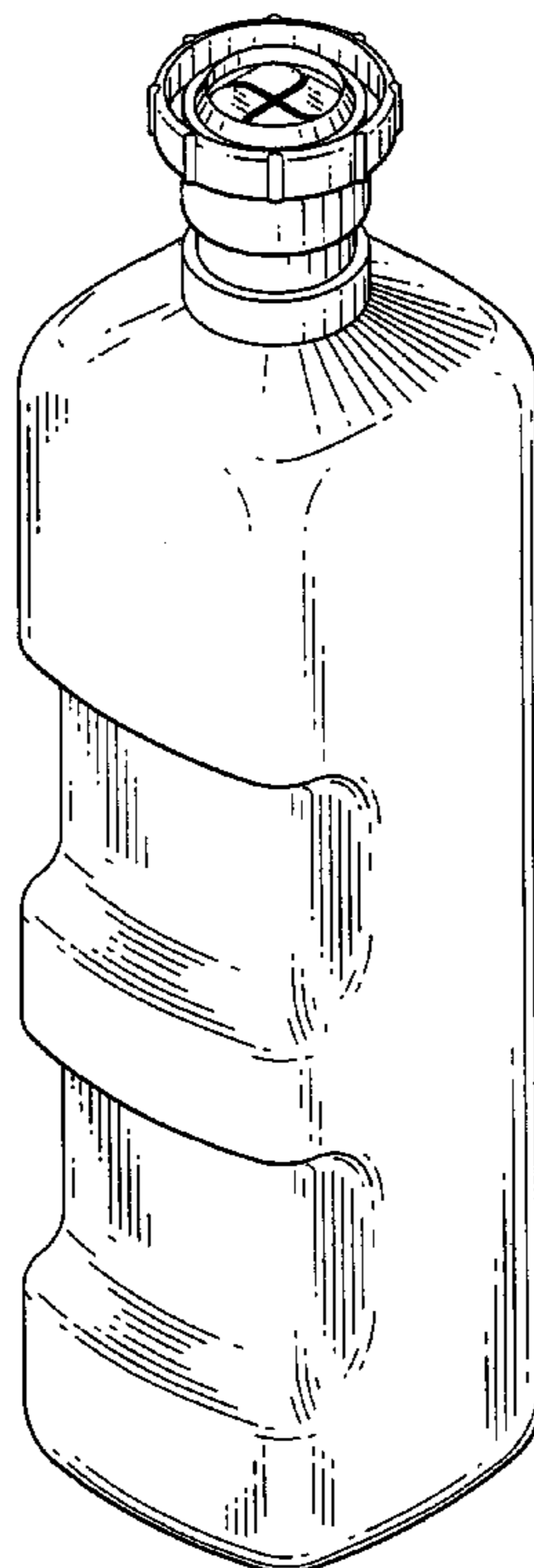
(57) **CLAIM**

The ornamental design for a container, as shown and described.

**DESCRIPTION**

FIG. 1 is a perspective view of the container.  
FIG. 2 is a front view of the container, the rear view being a mirror image.  
FIG. 3 is a left side view of the container.  
FIG. 4 is a right side view of the container.  
FIG. 5 is a top view of the container.  
FIG. 6 is a bottom view of the container.  
FIG. 7 is a cross-sectional view of the container, taken along the lines 7—7 of FIG. 2; and,  
FIG. 8 is a cross-sectional view of the container, taken along the lines 8—8 of FIG. 2.  
The broken lines are for illustrative purposes only and form no part of the claimed design.

**1 Claim, 4 Drawing Sheets**



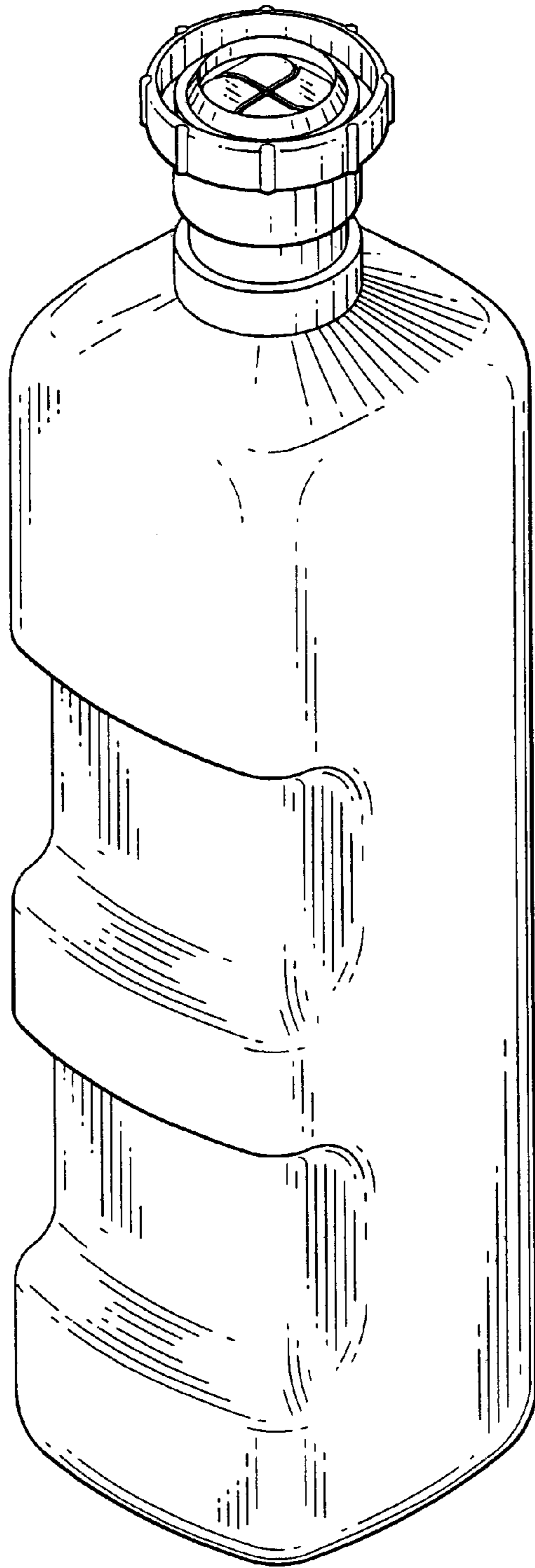


FIG. 1

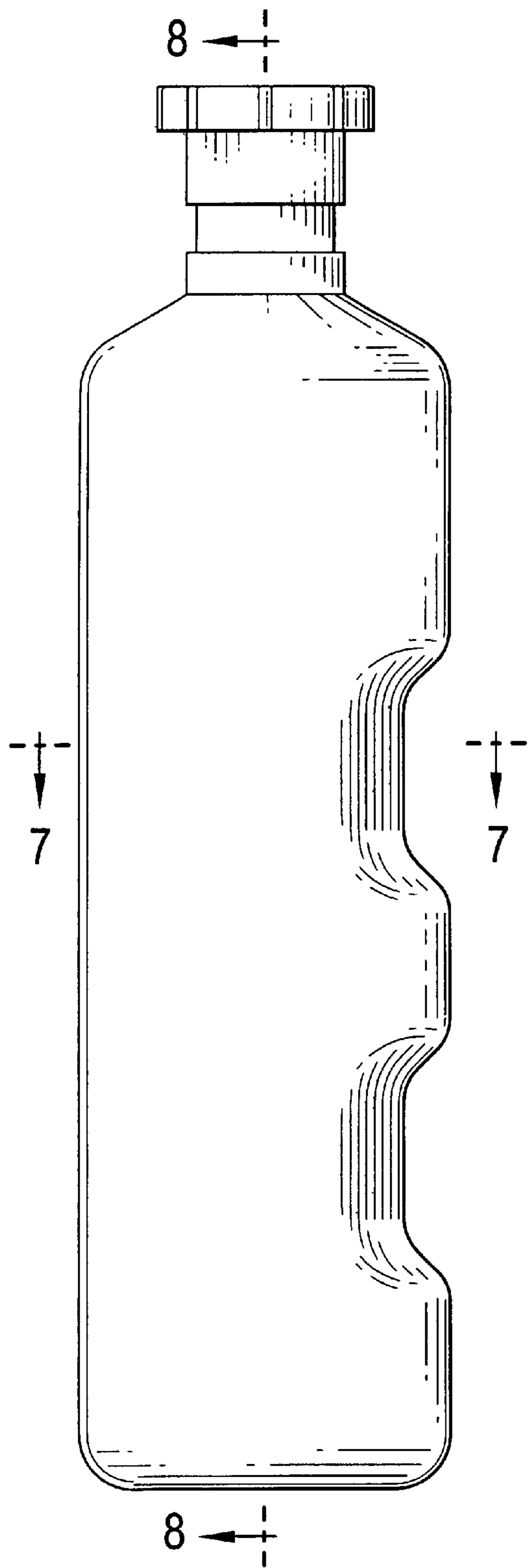


FIG. 2




FIG. 3

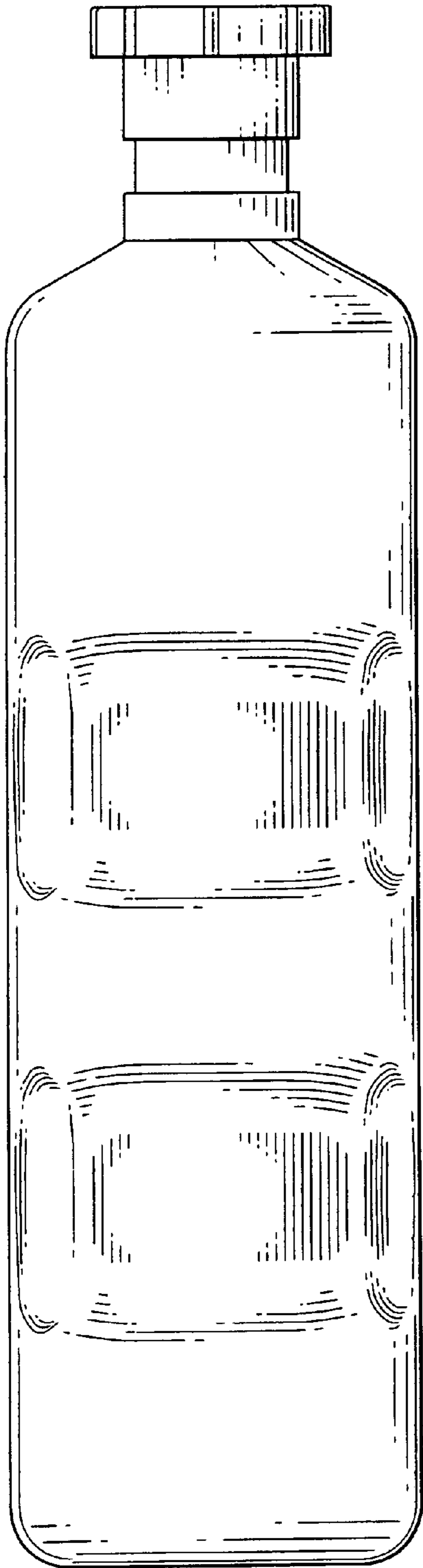


FIG. 4

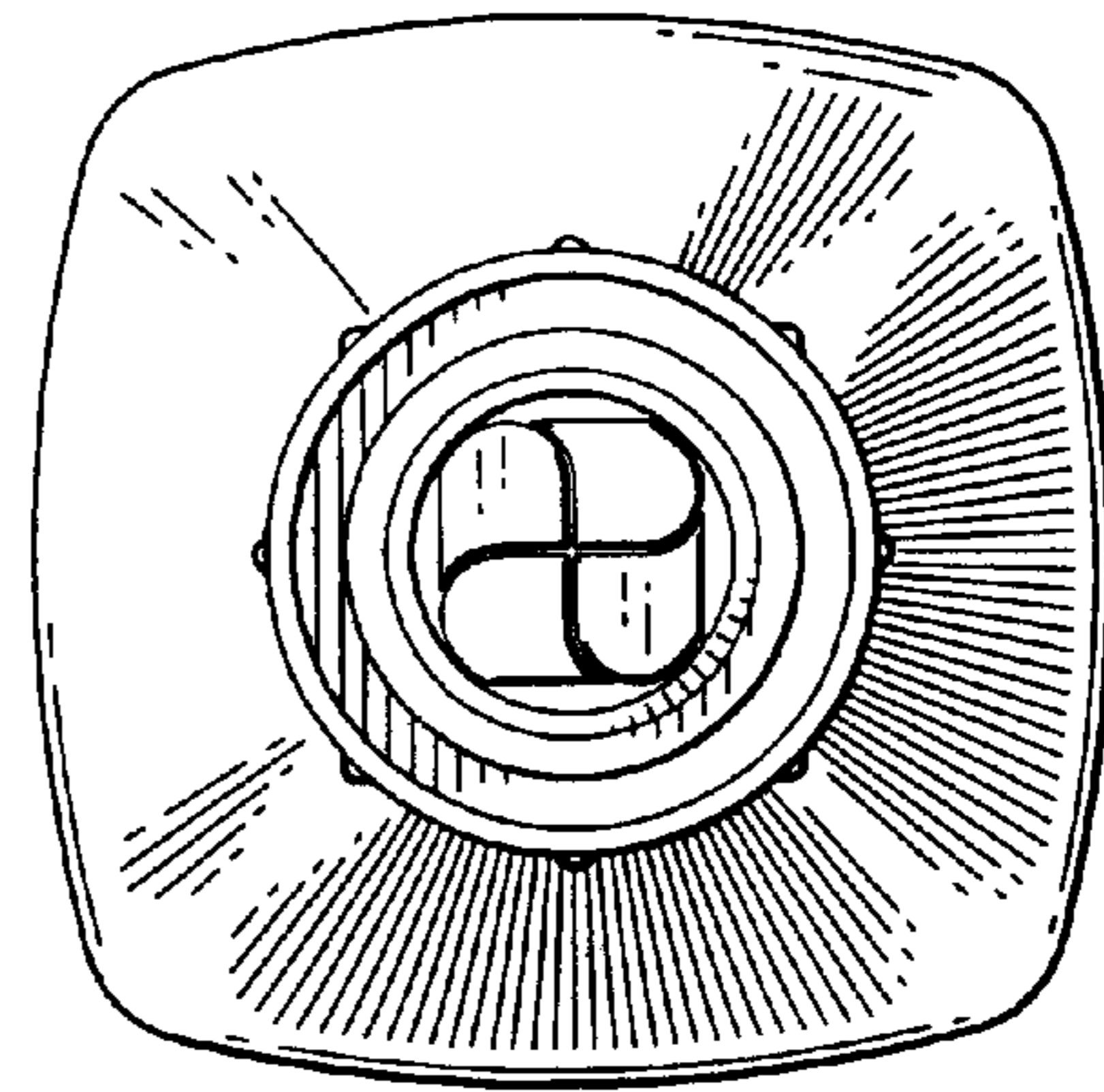


FIG. 5

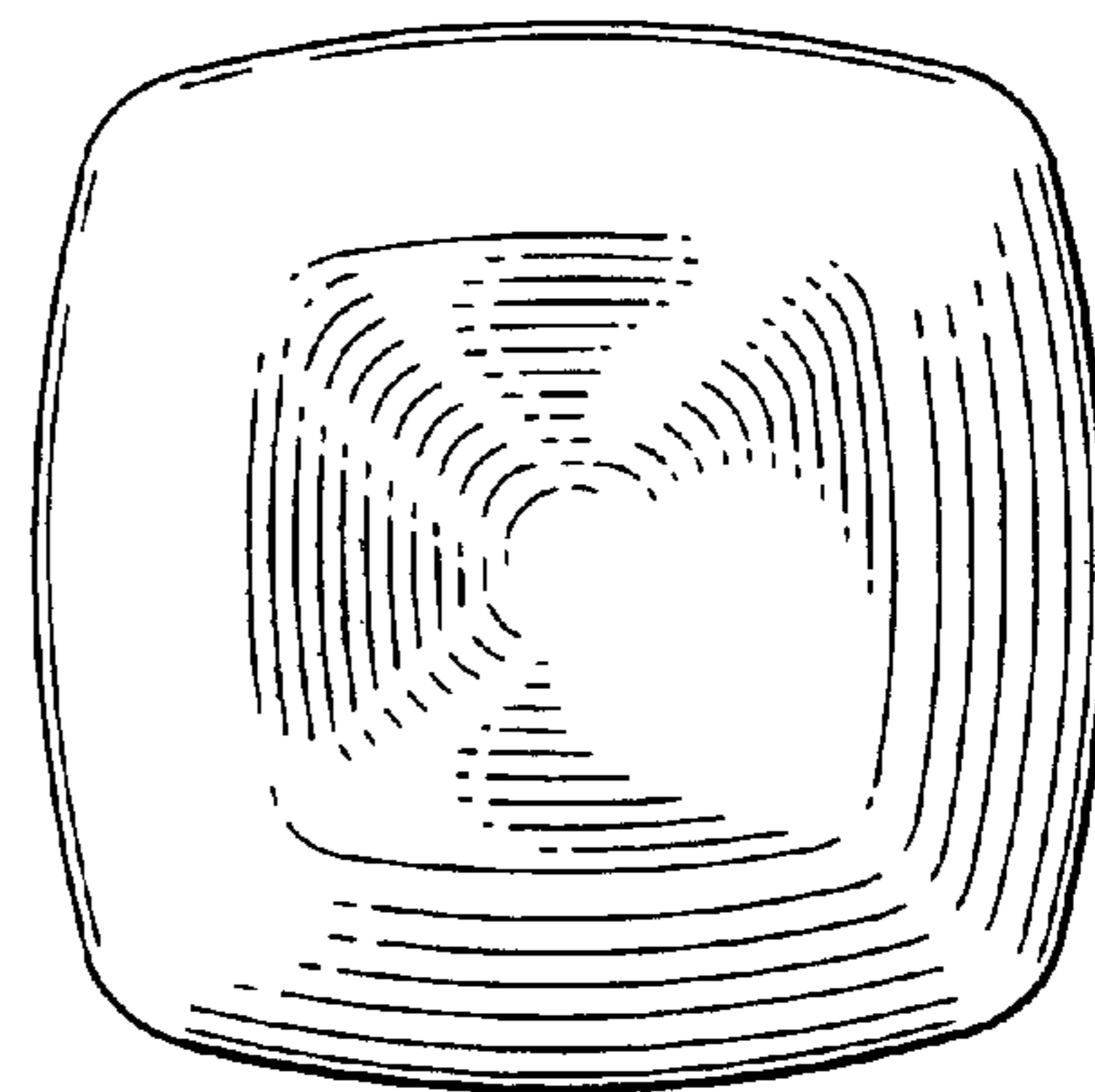


FIG. 6

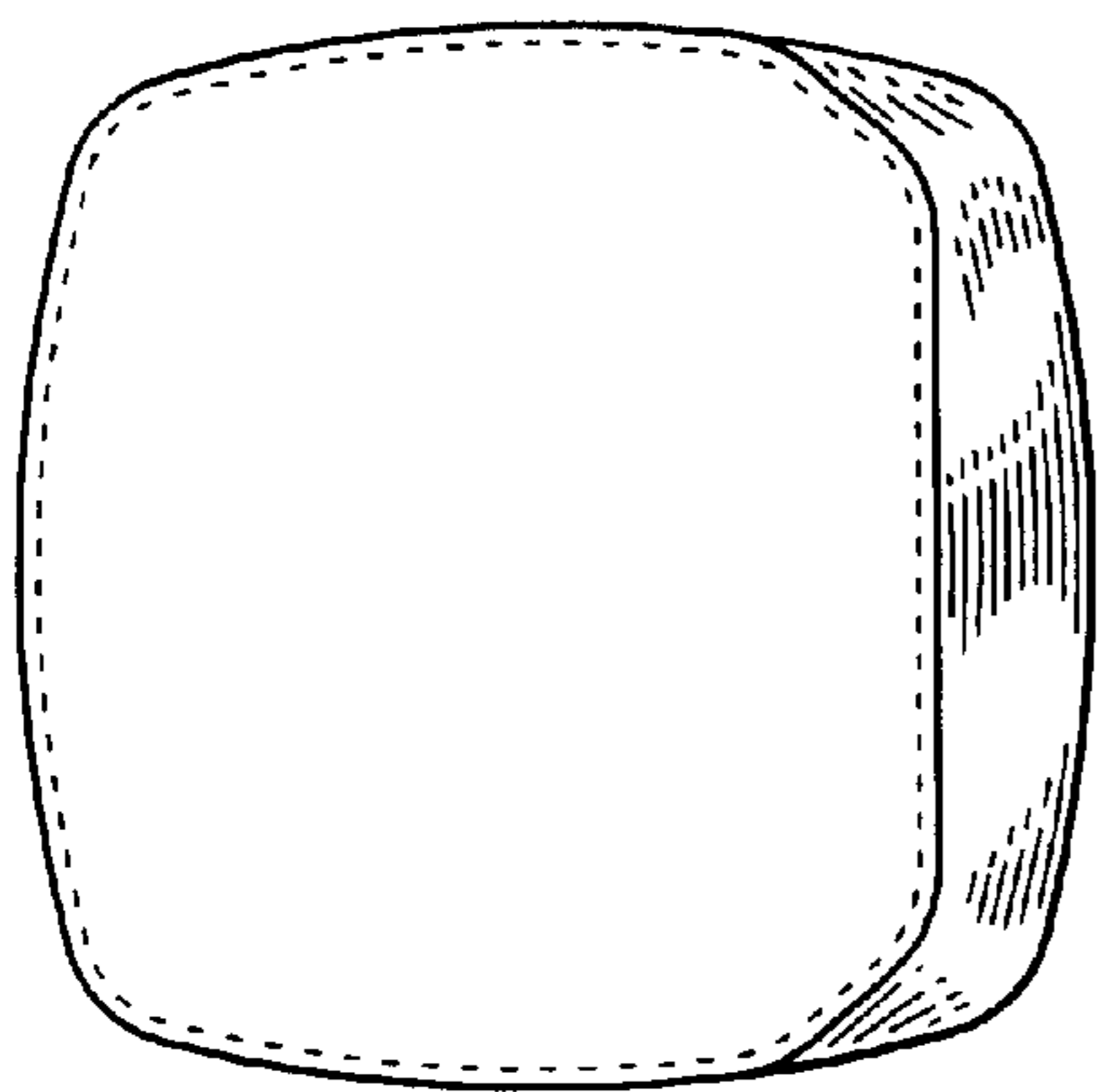


FIG. 7




FIG. 8