



US00D521390S

(12) **United States Design Patent** (10) **Patent No.:** **US D521,390 S**
Andoh (45) **Date of Patent:** **** May 23, 2006**

(54) **CONTAINER**

(75) Inventor: **Kikuo Andoh**, Odawara (JP)

(73) Assignee: **Fuji Photo Film Co., Ltd.**,
Minamiashigara (JP)

(**) Term: **14 Years**

(21) Appl. No.: **29/196,680**

(22) Filed: **Jan. 5, 2004**

(30) **Foreign Application Priority Data**

Jul. 7, 2003 (JP) 2003-019498

(51) **LOC (8) Cl.** **09-01**

(52) **U.S. Cl.** **D9/542; D9/560**

(58) **Field of Classification Search** D9/503,
D9/509, 516, 544, 560, 571-574, 435, 436-439,
D9/447, 452, 454, 530, 542, 543, 739, 545,
D9/529, 540; D16/246-250; D18/40, 43;
206/446, 474, 316.1; 354/315, 331; 355/200,
355/245, 260; 229/4.5

See application file for complete search history.

(56) **References Cited**

U.S. PATENT DOCUMENTS

D20,656 S * 3/1891 Dawes D9/545
D23,100 S * 3/1894 Pay et al. D9/522
D79,958 S * 11/1929 De Wagner D9/540
D88,152 S * 11/1932 Kahn D9/546
D92,469 S * 6/1934 Humphreys D9/541
D130,199 S * 10/1941 Mamlok D9/544
D214,974 S * 8/1969 St. Amand 215/383 X

D237,861 S * 12/1975 Roasi D9/542 X
3,923,184 A * 12/1975 Choksi et al. 215/383 X
4,607,756 A * 8/1986 Courtman 215/6
D289,858 S * 5/1987 Duval et al. D9/529
5,178,816 A * 1/1993 Suzuki et al. 264/530
D351,337 S * 10/1994 Bonnema et al. D9/690
6,216,942 B1 * 4/2001 Kittscher 229/4.5
6,457,602 B1 * 10/2002 Uchiyama 220/669
D475,296 S * 6/2003 Lee D9/739
D494,851 S * 8/2004 Uchiyama D18/43
D500,681 S * 1/2005 Uchiyama D9/560
D501,138 S * 1/2005 Uchiyama D9/439

* cited by examiner

Primary Examiner—Carol Rademaker

(74) *Attorney, Agent, or Firm*—Oliff & Berridge, PLC

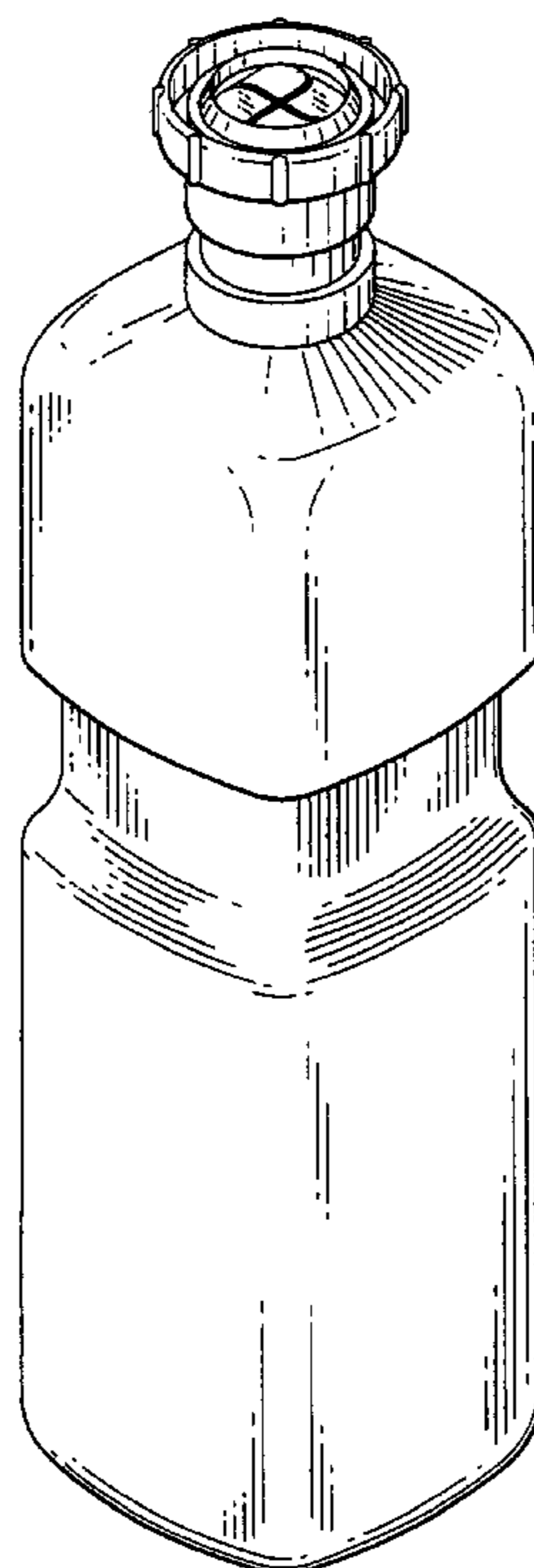
(57) **CLAIM**

The ornamental design for a container, as shown and described.

DESCRIPTION

FIG. 1 is a perspective view of the container.
FIG. 2 is a front view of the container, the rear view, the left side view, the right side view being identical.
FIG. 3 is a top view of the container.
FIG. 4 is a bottom view of the container.
FIG. 5 is a cross-sectional view of the container, taken along the lines 5—5 of FIG. 2; and,
FIG. 6 is a cross-sectional view of the container, taken along the lines 6—6 of FIG. 2.
The broken lines are for illustrative purposes only and form no part of the claimed design.

1 Claim, 3 Drawing Sheets



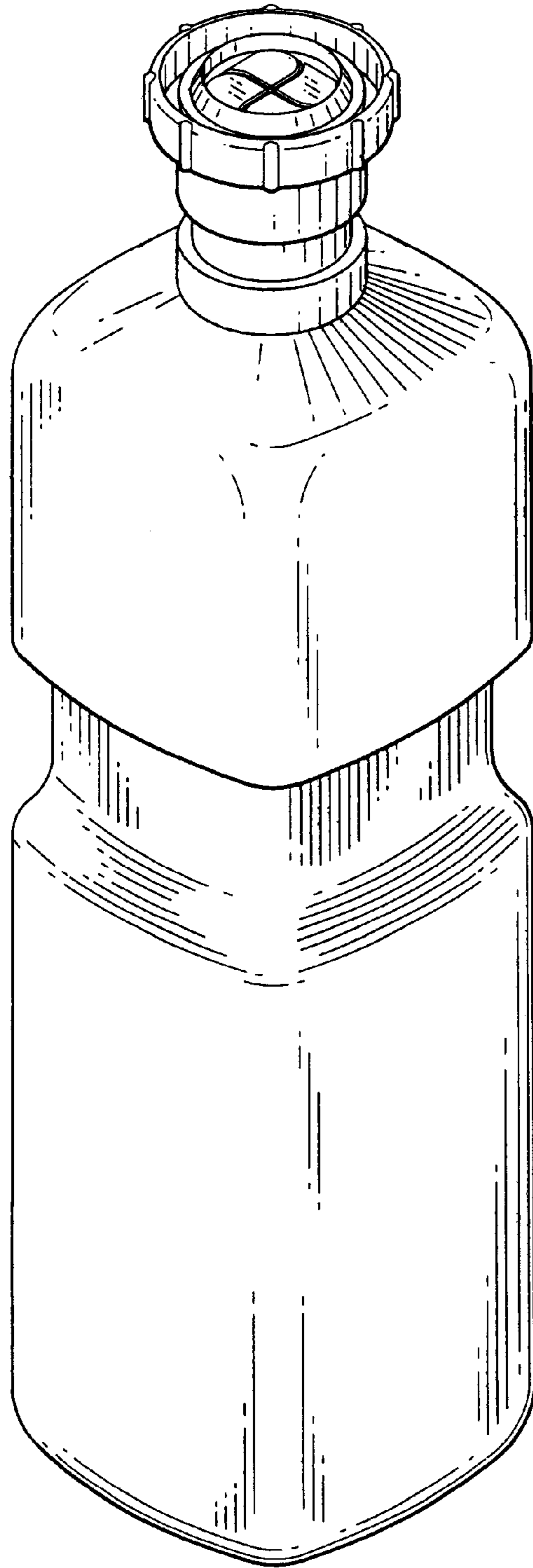


FIG. 1

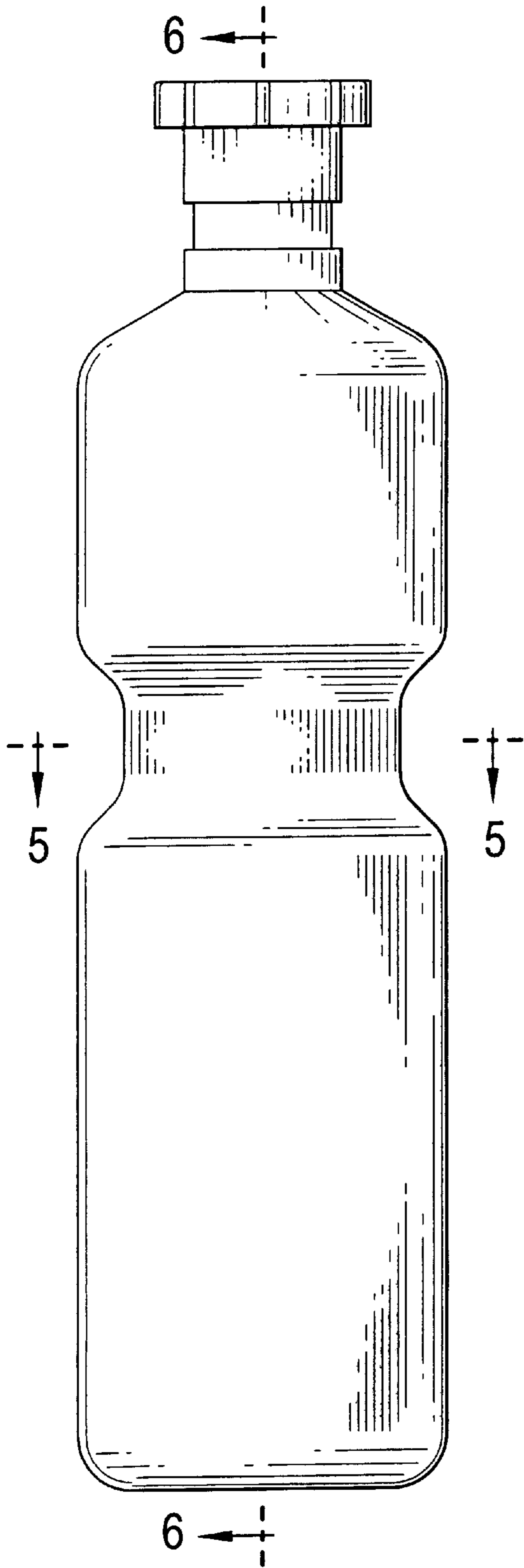


FIG. 2

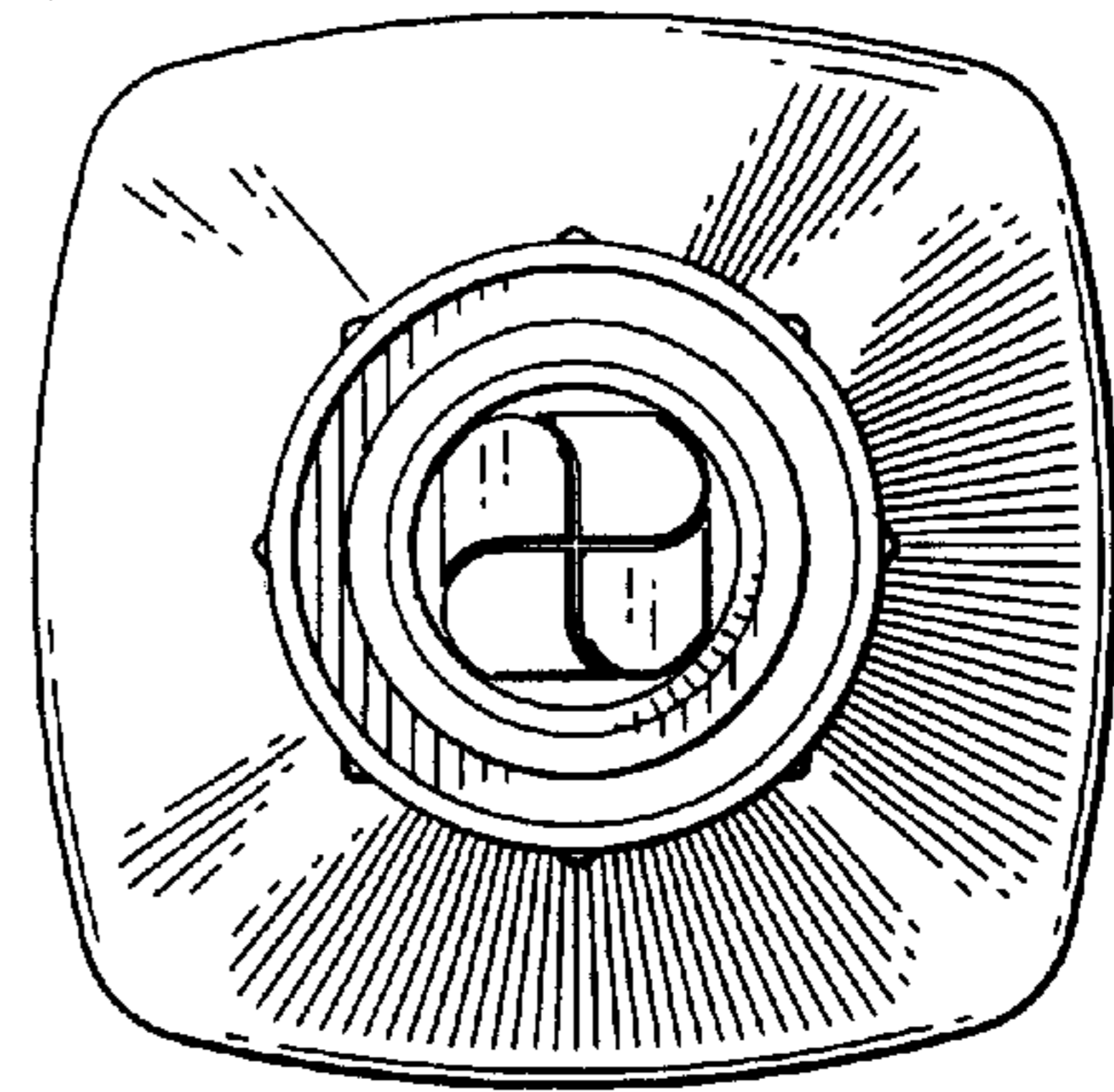


FIG. 3

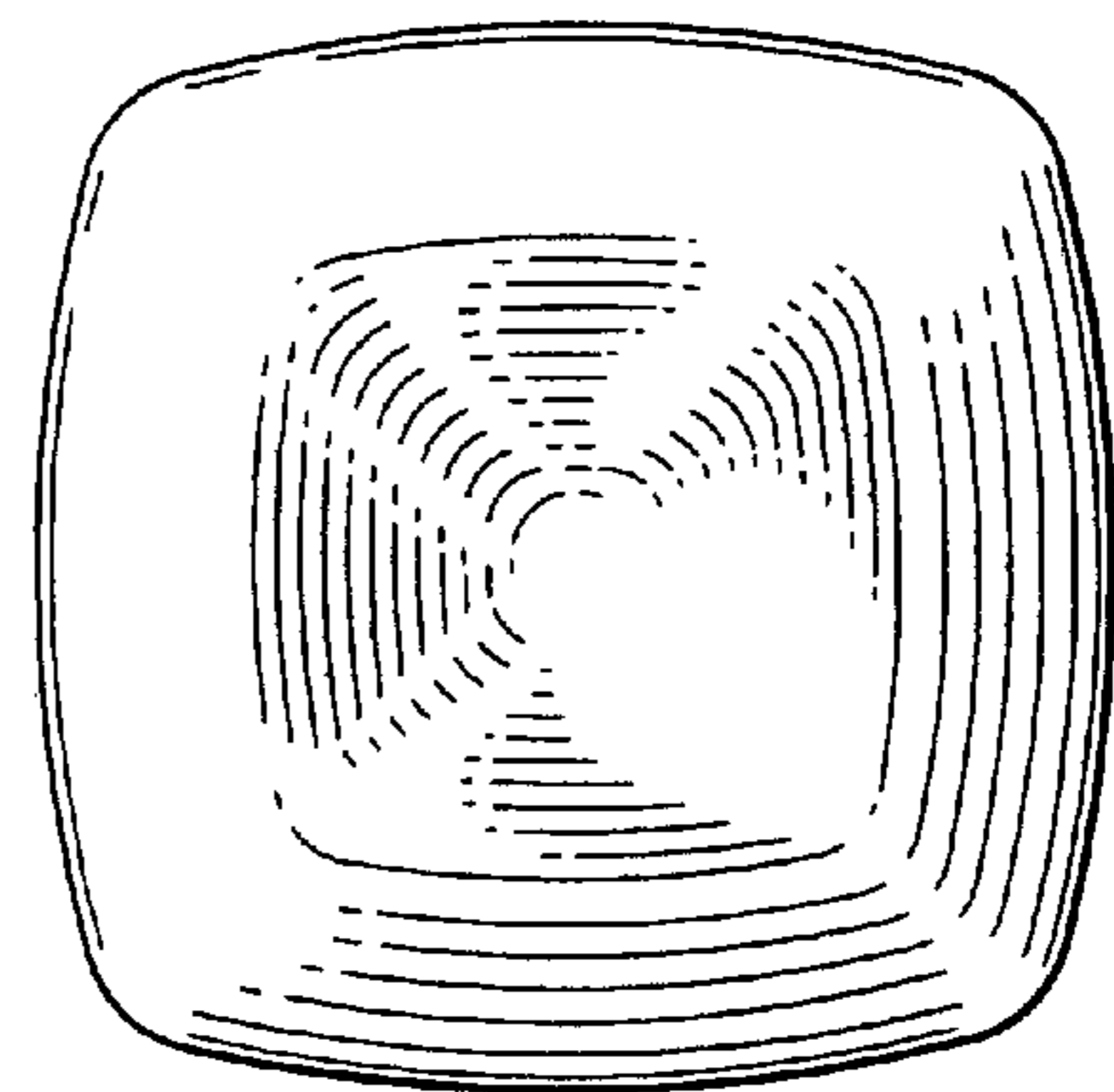


FIG. 4

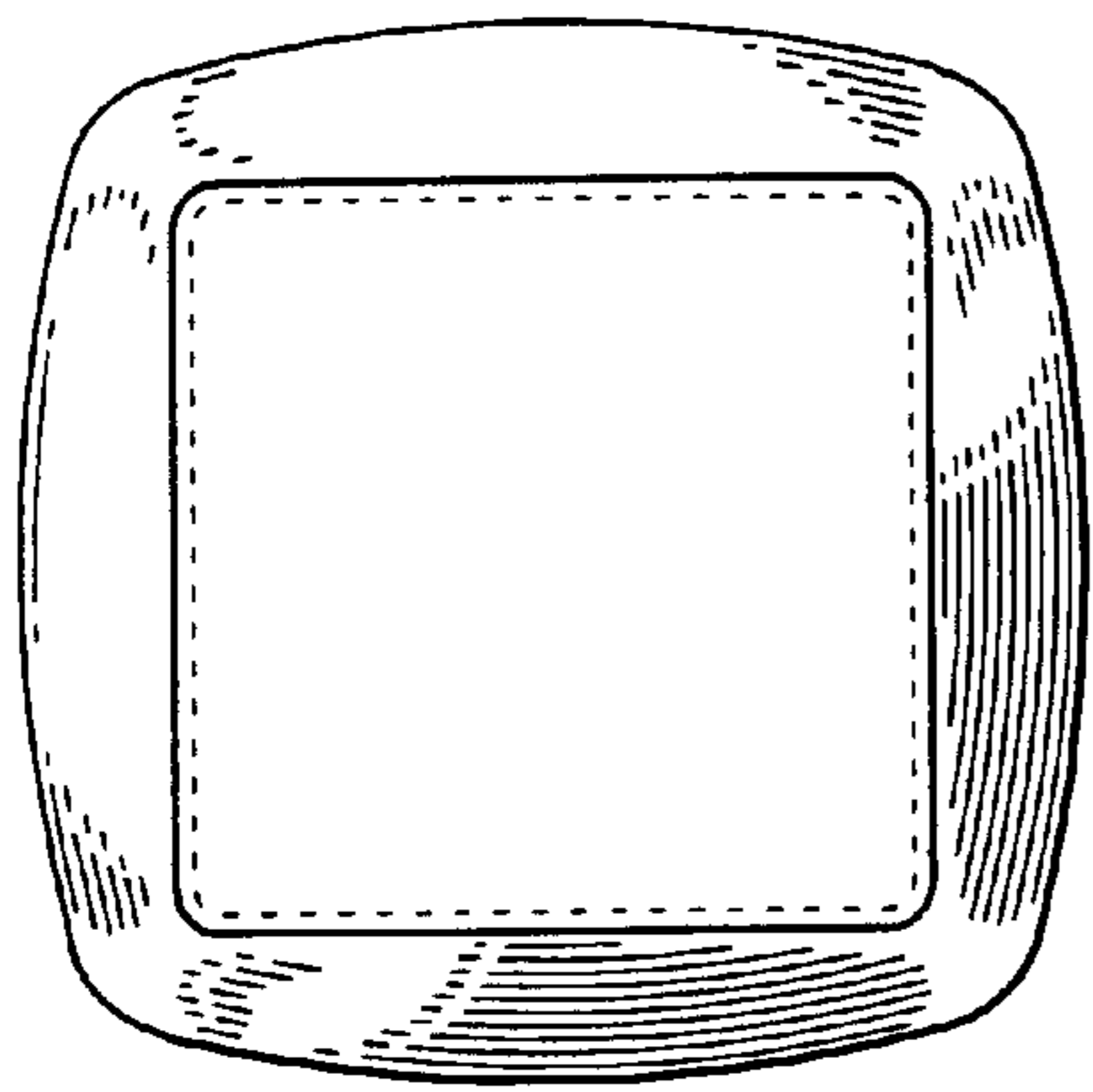


FIG. 5

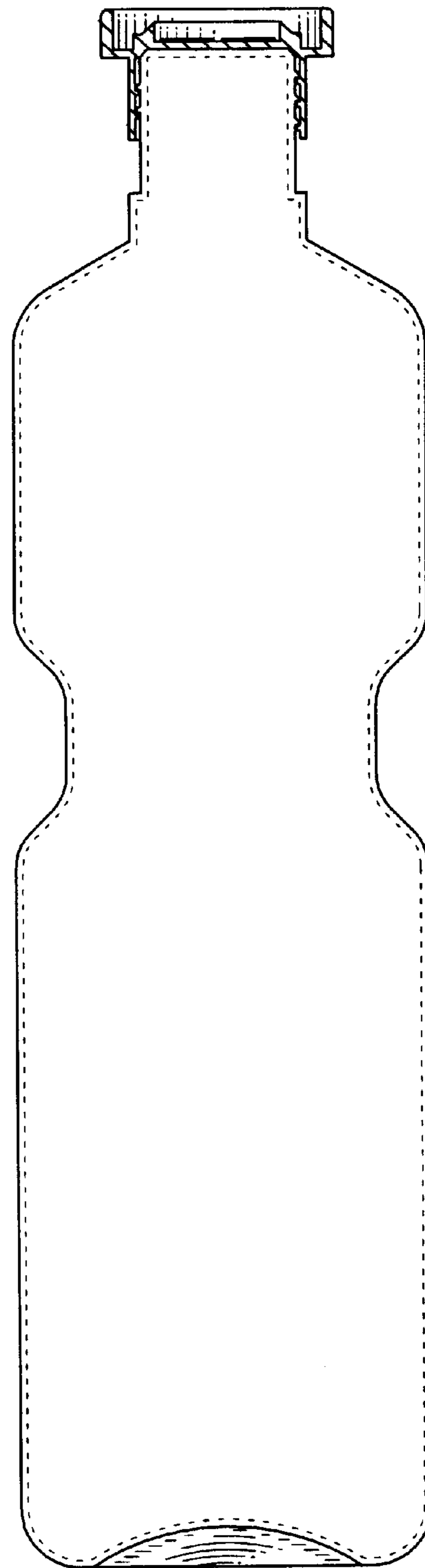


FIG. 6