



US00D521386S

(12) **United States Design Patent**
Priestman

(10) **Patent No.:** **US D521,386 S**

(45) **Date of Patent:** **** May 23, 2006**

(54) **CONTAINER**

(75) Inventor: **Paul Priestman**, London (GB)

(73) Assignee: **The Boots Company PLC**, Nottingham (GB)

(**) Term: **14 Years**

(21) Appl. No.: **29/203,195**

(22) Filed: **Apr. 8, 2004**

(30) **Foreign Application Priority Data**

Oct. 10, 2003 (EM) 000117882-0001
Oct. 10, 2003 (EM) 000117890-0001

(51) **LOC (8) Cl.** **09-01**

(52) **U.S. Cl.** **D9/529; D28/76; D28/88**

(58) **Field of Classification Search** D9/434,
D9/500, 503-504, 510-511, 516, 529, 549,
D9/558, 574-575, 686, 688-691, 723-727;
D28/4, 7-8, 75-77, 85-86, 88-89, 91.1;
215/381-385, 396, 398, 400; 220/669, 675-676;
206/581

See application file for complete search history.

(56) **References Cited**

U.S. PATENT DOCUMENTS

D139,381 S * 11/1944 Harris D9/504
D189,374 S * 11/1960 Harris D9/504
4,201,294 A * 5/1980 Roccaforte D9/501

D375,895 S * 11/1996 Miller D9/691
D415,319 S * 10/1999 Bakic D28/76
D419,719 S * 1/2000 Garcia D28/7
D472,147 S * 3/2003 Herrmann D9/504
D472,152 S * 3/2003 Joubert D9/529
D486,394 S * 2/2004 Bakic D9/510
D487,016 S * 2/2004 DeBiasse et al. D9/445
D490,313 S * 5/2004 DeBiasse et al. D9/444
D509,434 S * 9/2005 Haruta D9/504
D509,739 S * 9/2005 Haruta D9/504

* cited by examiner

Primary Examiner—Ian Simmons

Assistant Examiner—Dana Sipos

(74) *Attorney, Agent, or Firm*—Abelman, Frayne & Schwab

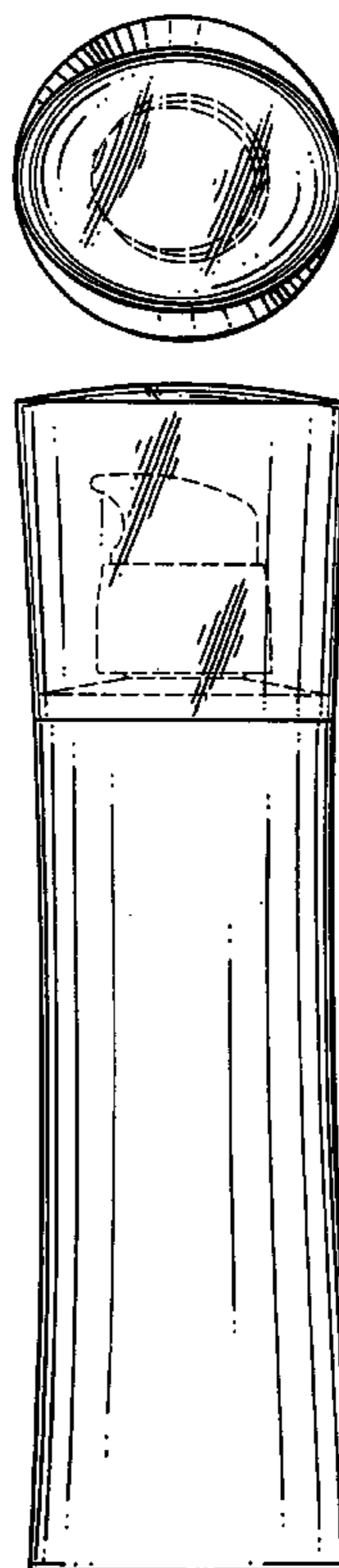
(57) **CLAIM**

I claim the ornamental design for a container, as shown and described.

DESCRIPTION

FIG. 1 is a top plan view showing my new container design; FIG. 2 is a left side elevation view thereof, the right side elevation view being a mirror image; FIG. 3 is a front elevation view thereof; and, FIG. 4 is a bottom plan view thereof. The broken line showings of the dispensing nozzle are for illustrative purposes only and form no part of the claimed design.

1 Claim, 1 Drawing Sheet



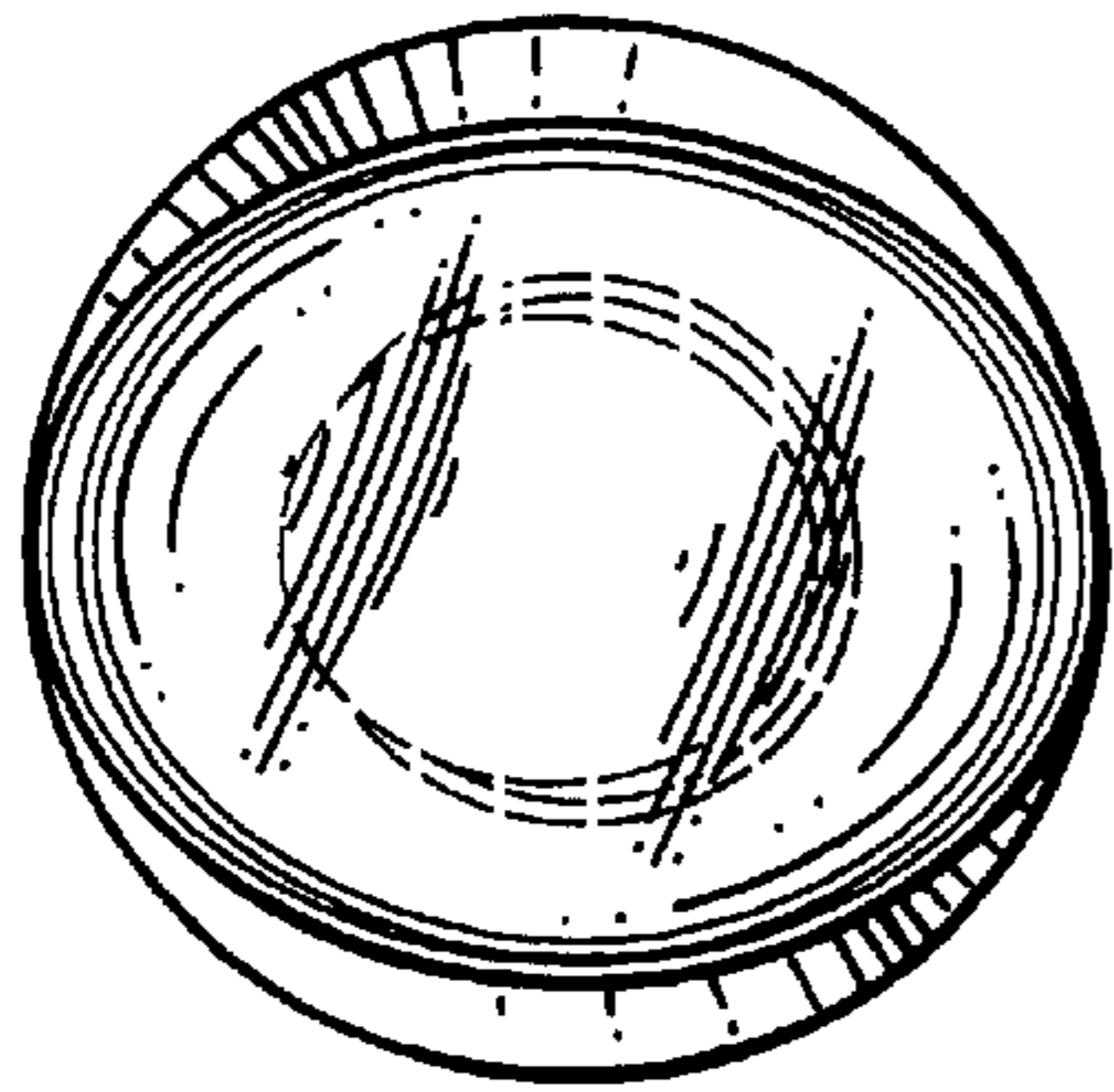


FIG. 1

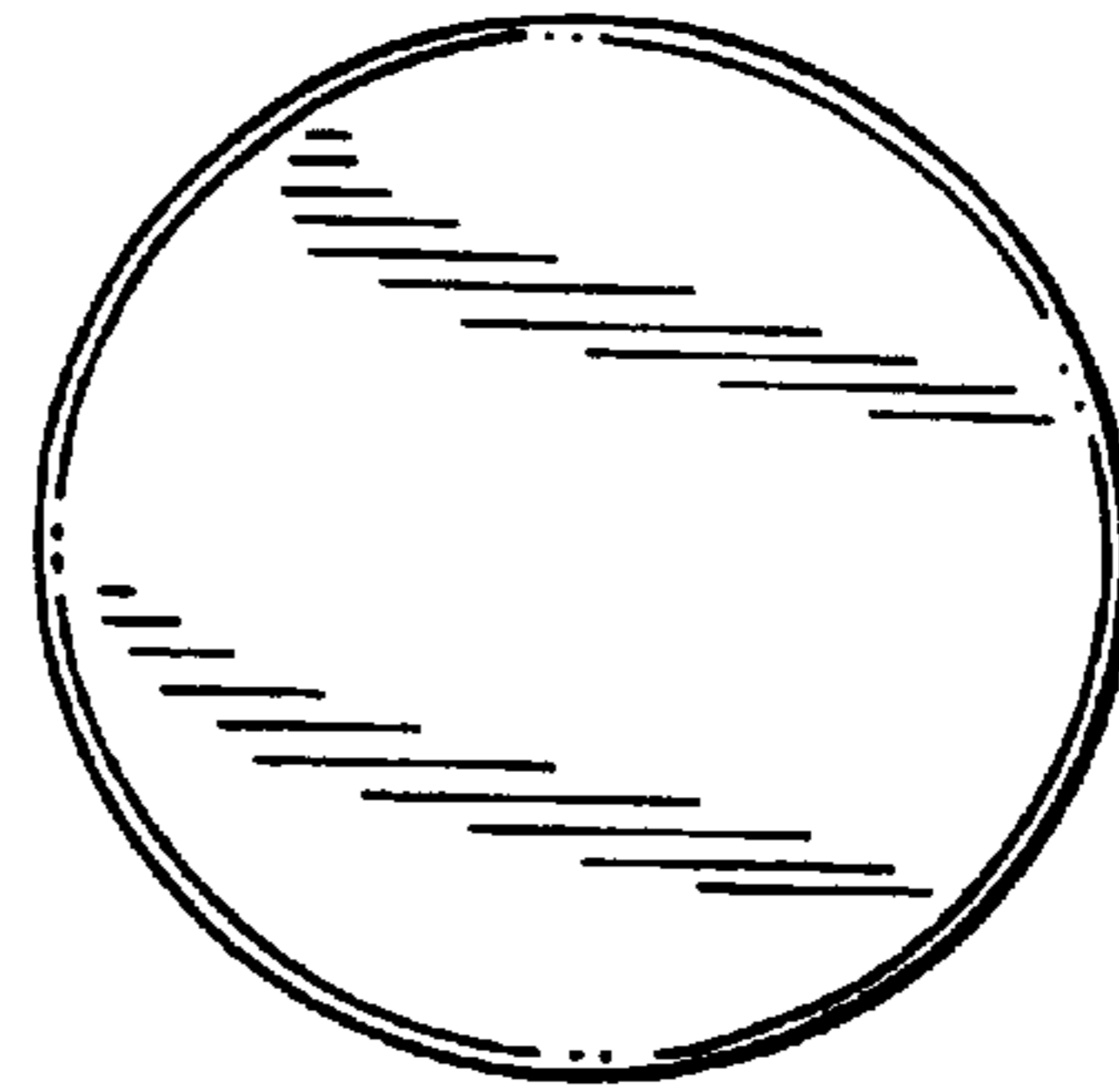


FIG. 4

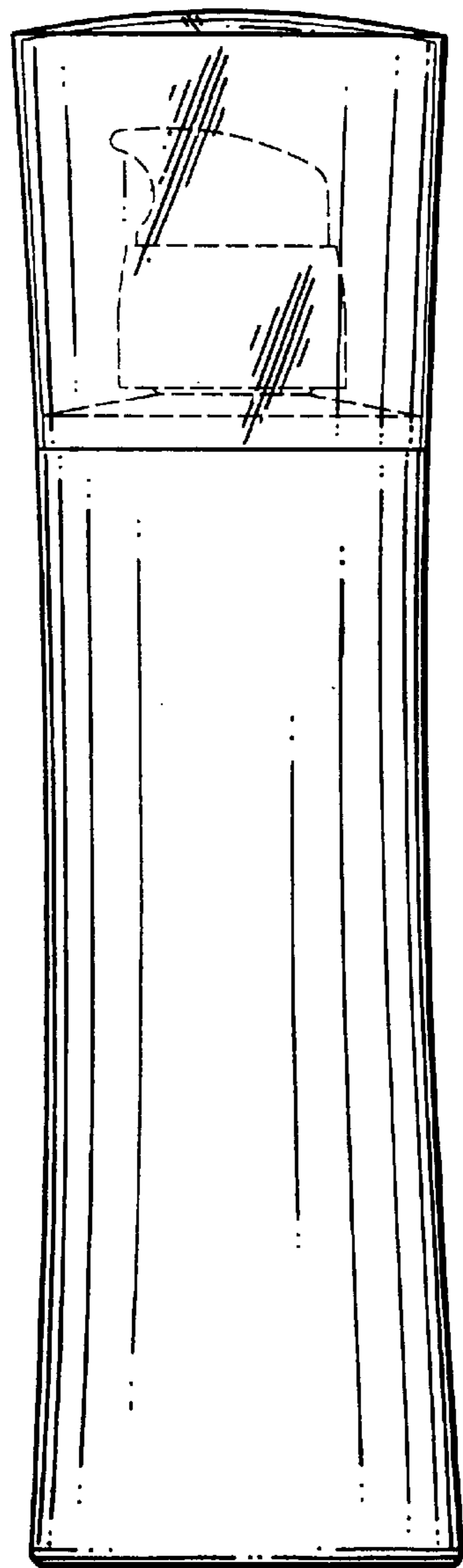


FIG. 2

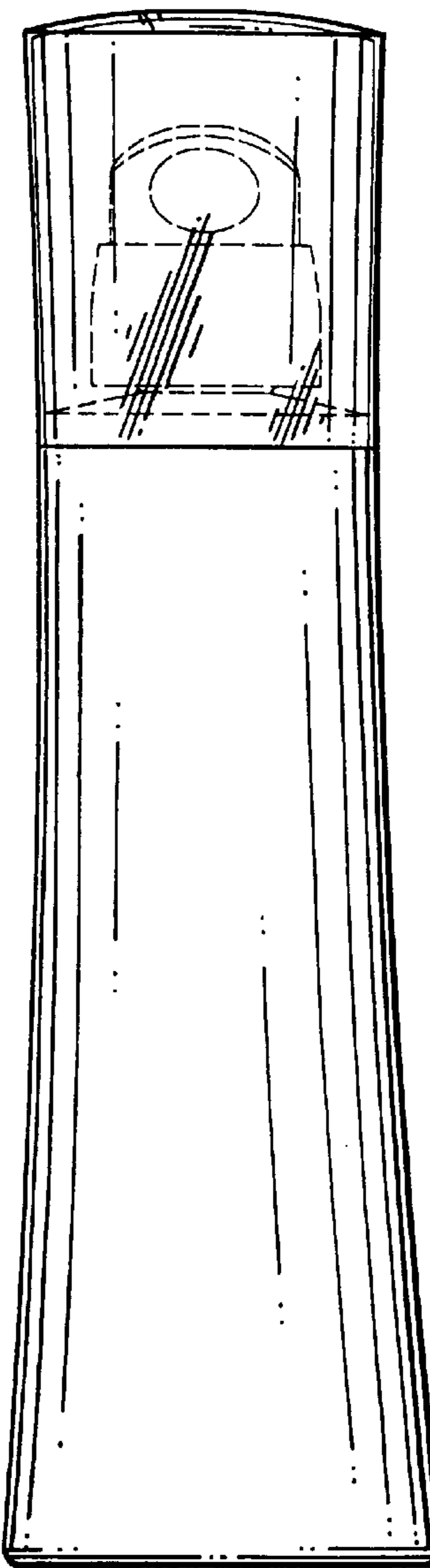


FIG. 3