



US00D521381S

(12) **United States Design Patent**
Hicks et al.

(10) **Patent No.:** **US D521,381 S**

(45) **Date of Patent:** **** May 23, 2006**

(54) **CLOSURE**

(75) Inventors: **Marge M. Hicks**, Eagle, WI (US); **Cori M. Blomdahl**, Muskego, WI (US)

(73) Assignee: **Seaquist Closure Foreign, Inc.**, Crystal Lake, IL (US)

(**) Term: **14 Years**

(21) Appl. No.: **29/224,151**

(22) Filed: **Feb. 25, 2005**

(51) **LOC (8) Cl.** **09-07**

(52) **U.S. Cl.** **D9/449**

(58) **Field of Classification Search** D9/454,
D9/449, 447, 446, 442, 440, 435, 434, 529,
D9/503; 222/556; 220/254.3; 215/235, 237;
D3/315, 275, 205; D28/76, 82; D6/407; 132/293
See application file for complete search history.

(56) **References Cited**

U.S. PATENT DOCUMENTS

D226,063 S	*	1/1973	Warsburg	D9/503
D268,394 S	*	3/1983	MacEwen	D9/454
D271,945 S	*	12/1983	Ochs	D9/454
D309,109 S	*	7/1990	Allen	D9/454
D327,982 S	*	7/1992	Williams	D3/315
D334,710 S	*	4/1993	Picozza	D9/454
5,582,314 A	*	12/1996	Quinn et al.	215/237
D402,412 S	*	12/1998	Thorpe	D28/82

(Continued)

FOREIGN PATENT DOCUMENTS

GB 2029252 * 8/1992

OTHER PUBLICATIONS

Seaquist Closures advertising sheet (one side) entitled "Orient your package with our new snap-on Tube Tops".

Seaquist Closures advertising sheet (one side) entitled "Seaquist Closures Line of Oval Closures".

Seaquist Closures advertising sheet (one side) entitled "The Perfect Dispensing Solution for Tubes, Tottles & Other Inverted Packages".

Seaquist Closures advertising sheet (two sides) entitled "Frost™ A cool new way to make your products hot".

Seaquist Closures advertising sheet (one side) entitled "Add 'Purity' to your package!".

Seaquist Closures advertising sheet (two sides) entitled "Horizon™ a new line of infinite choices".

Primary Examiner—Robert M. Spear

Assistant Examiner—Susan Bennett Hattan

(74) *Attorney, Agent, or Firm*—Wood, Phillips, Katz, Clark & Mortimer

(57) **CLAIM**

The ornamental design for a closure, as shown and described.

DESCRIPTION

FIG. 1 is a front isometric view showing our new design of a closure;

FIG. 2 is a top plan view thereof;

FIG. 3 is a front elevational view thereof;

FIG. 4 is a rear elevational view thereof;

FIG. 5 is a left side elevational view thereof; and,

FIG. 6 is a right side elevational view thereof.

The broken line showing of a hinge is for illustrative purposes only and forms no part of the claimed design.

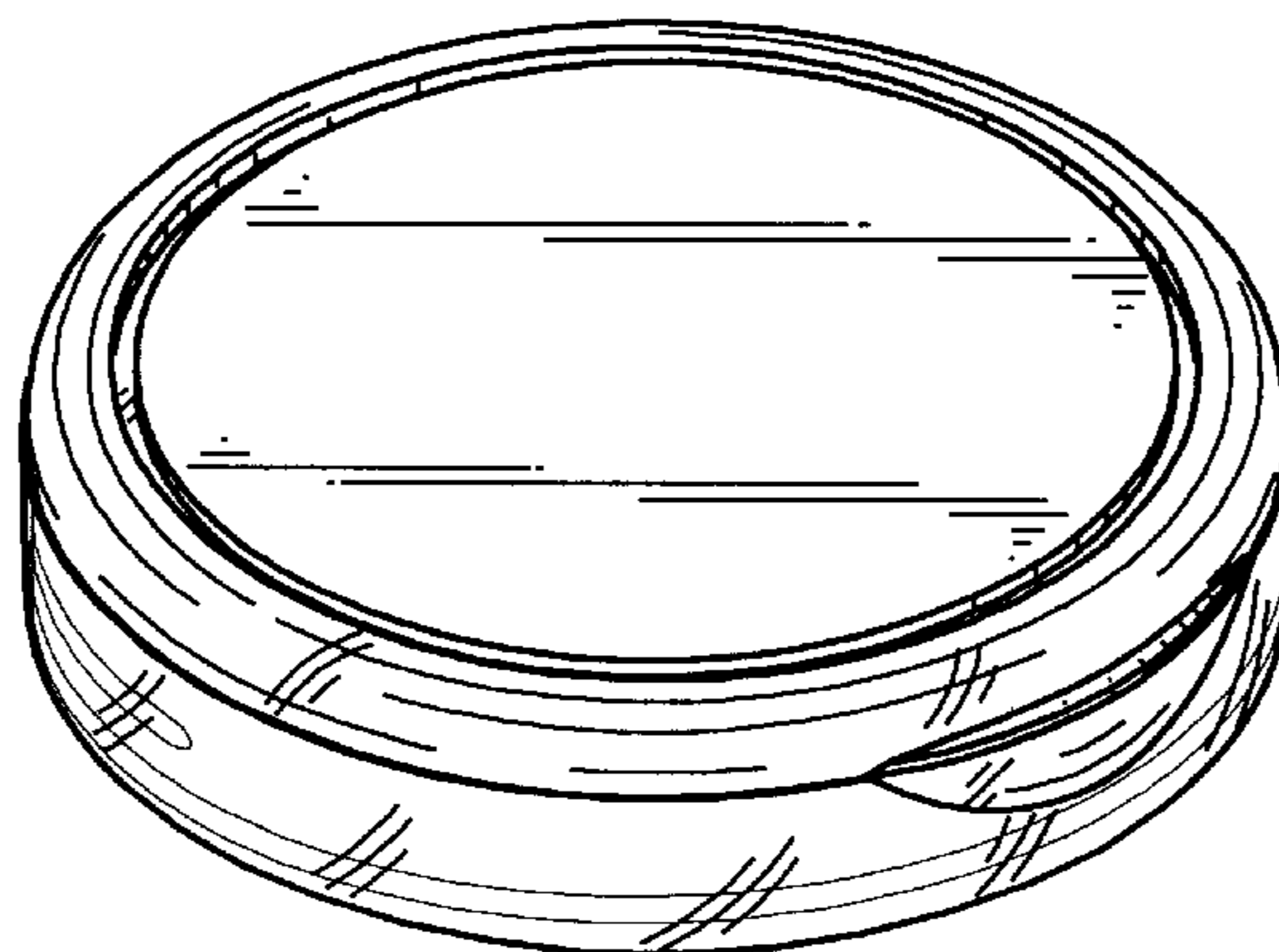
The entire closure base is translucent, and interior threads on the closure base are partially visible through the translucent closure base as indicated by lighter lines representing such threads so that the aesthetic appearance is enhanced.

A peripheral portion of the closure lid is translucent.

The translucent peripheral portion of the closure lid and the translucent closure base have the same color (including translucent white or translucent clear).

A central disk in the top of the closure lid is opaque and is depicted with a contrast in surface shading relative to the translucent peripheral portion of the closure lid and relative to the translucent closure base, and such depiction represents a contrast in appearance via material, texture, or color (including white) so that the aesthetic appearance is enhanced.

1 Claim, 2 Drawing Sheets



US D521,381 S

Page 2

U.S. PATENT DOCUMENTS

D408,591 S	*	4/1999	Litton et al.	D28/82	D449,410 S	*	10/2001	Rodriguez et al.	D28/82
6,047,710 A	*	4/2000	Irving et al.	132/293	D473,345 S	*	4/2003	Thorpe	D28/82
D426,722 S	*	6/2000	Bender	D6/407	D484,644 S	*	12/2003	Noh	D28/76
H1855 H	*	8/2000	Litton et al.	D28/82	D496,759 S	*	9/2004	Rodriguez	D28/82
D442,864 S	*	5/2001	Davies	D9/454	D505,624 S	*	5/2005	Helps	D9/529
D445,687 S	*	7/2001	Gilbertson	D9/454					

* cited by examiner

FIG. 1

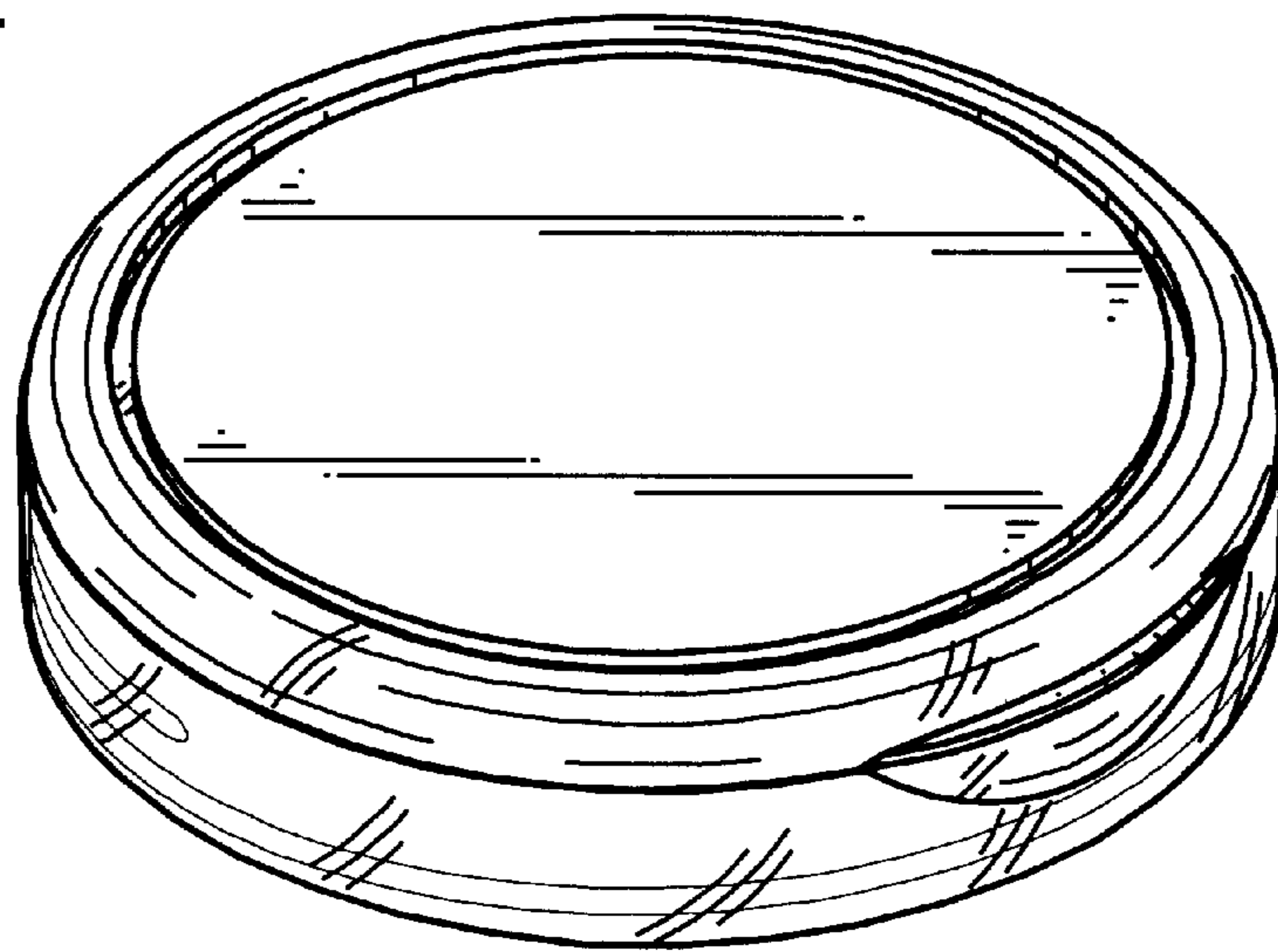


FIG. 2

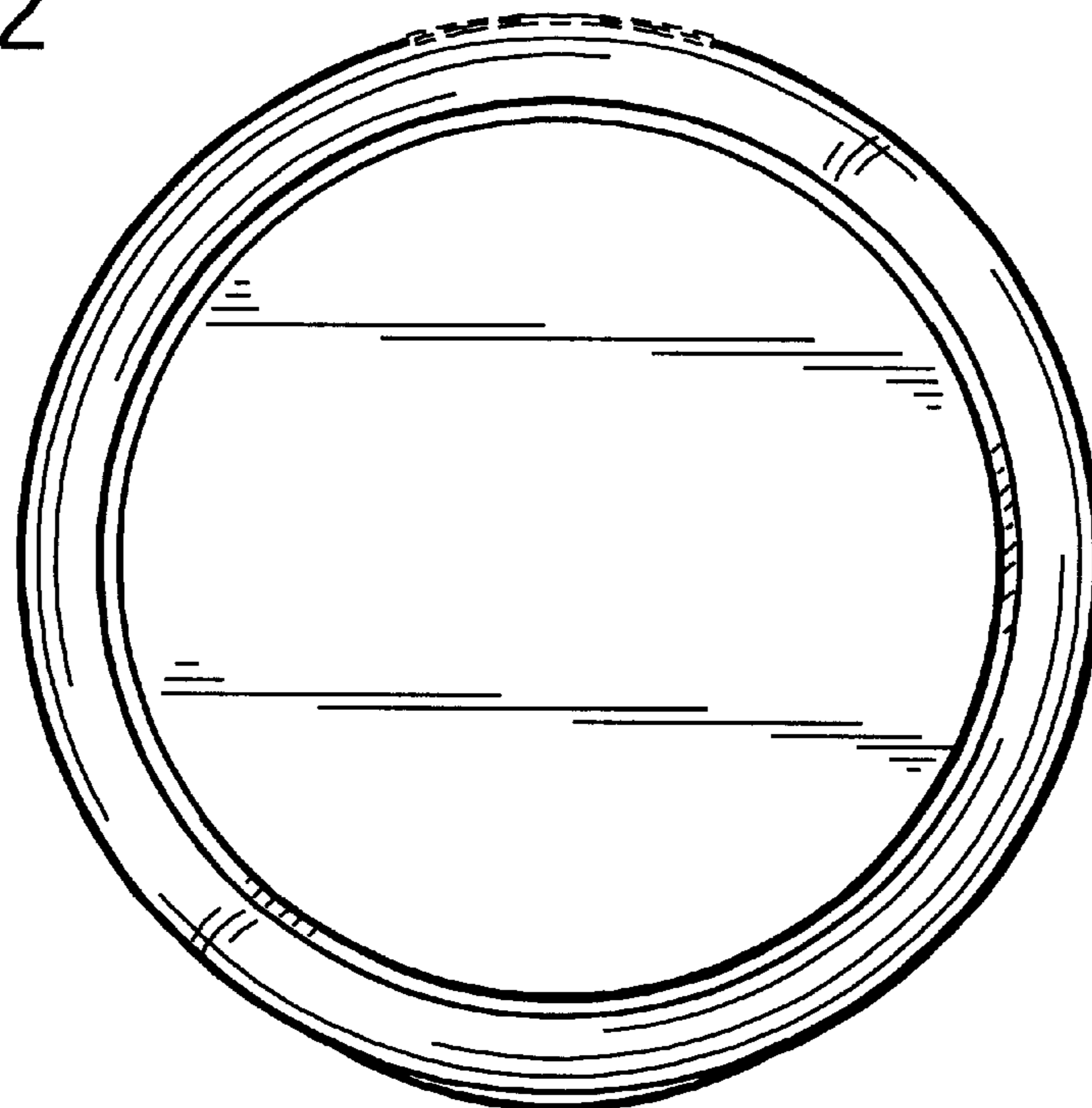


FIG. 3



FIG. 4

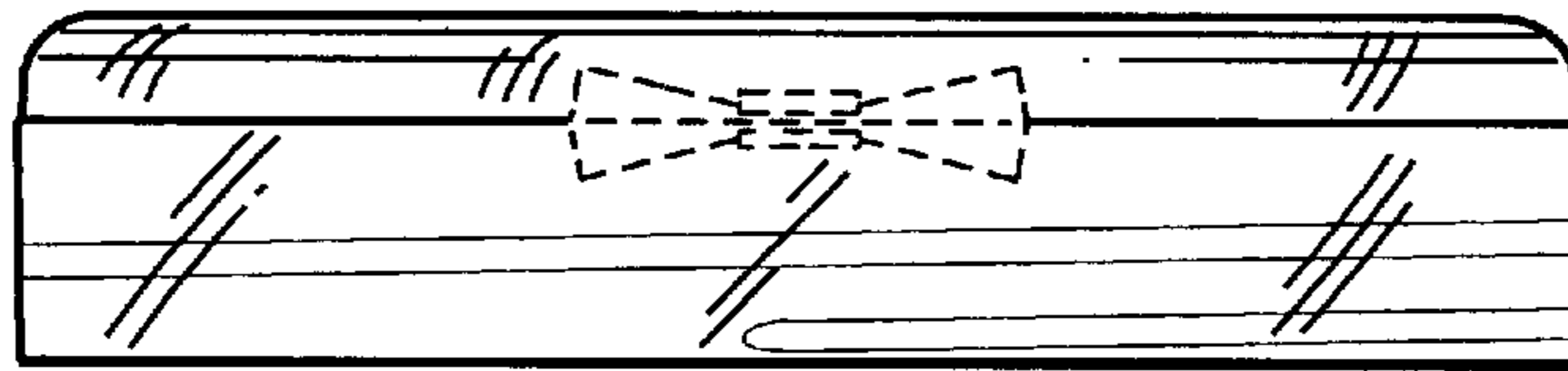


FIG. 5



FIG. 6

