



US00D521375S

(12) **United States Design Patent**
Zemel

(10) **Patent No.:** **US D521,375 S**

(45) **Date of Patent:** **** May 23, 2006**

(54) **PORTION OF AN ANSATE PACKAGE**

(75) Inventor: **Marc Zemel**, Melville, NY (US)

(73) Assignee: **Mr. Bar-B-Q-, Inc.**, Old Bethpage, NY (US)

(**) Term: **14 Years**

(21) Appl. No.: **29/211,882**

(22) Filed: **Aug. 23, 2004**

(51) **LOC (8) Cl.** **09-03**

(52) **U.S. Cl.** **D9/430**

(58) **Field of Classification Search** D9/414,
D9/415, 419, 443, 430-434, 715, 720, 721,
D9/753; 229/117.09, 100, 221, 117.23, 117.24,
229/117.14, 117.15, 117.19; 383/13; 294/171;
16/114.1

See application file for complete search history.

(56) **References Cited**

U.S. PATENT DOCUMENTS

2,109,034	A	*	2/1938	Seifer	229/117.24
2,128,723	A	*	8/1938	Zettler	229/117.24
2,289,824	A	*	7/1942	Brogden	229/117.19
2,981,458	A		4/1961	Thibault		
3,107,841	A	*	10/1963	Fink	229/117.19
3,134,531	A	*	5/1964	Hardy, Jr.	229/117.24
3,140,814	A	*	7/1964	Ellis	229/117.24
3,144,196	A	*	8/1964	Sindars	229/117.24
3,286,910	A	*	11/1966	Offenburger	229/221
3,456,865	A	*	7/1969	Frank	383/13
D221,524	S	*	8/1971	Field	D9/434
3,695,418	A		10/1972	Gwozdz		
4,020,947	A		5/1977	Roccaforte		
4,176,423	A		12/1979	Wigemark		

4,201,292	A		5/1980	Davidson et al.		
D265,723	S	*	8/1982	Rosenthal	D9/753
D266,226	S	*	9/1982	Zdarsky et al.	D9/418
4,519,566	A		5/1985	Manzi		
D297,511	S	*	9/1988	Crivello	D9/434
D327,846	S	*	7/1992	Jacobs	D9/434
5,137,209	A		8/1992	Roberts et al.		
5,467,915	A		11/1995	Mattson		
6,014,850	A		1/2000	LeMire		
6,102,461	A		8/2000	Rooney et al.		
6,272,780	B1		8/2001	Satamian		
6,283,312	B1		9/2001	Edgerton		
6,619,540	B1		9/2003	Bazany		
2002/0050084	A1		5/2002	Satamian		

* cited by examiner

Primary Examiner—Stella Reid

Assistant Examiner—Mark A. Goodwin

(74) *Attorney, Agent, or Firm*—Seth Natter; Natter & Natter

(57) **CLAIM**

The ornamental design for an portion of an ansate package, as shown and described.

DESCRIPTION

FIG. 1 is a fragmentary front elevational view of a portion of an ansate package showing my new design; FIG. 2 is a top plan view thereof; FIG. 3 is a fragmentary side view thereof; and, FIG. 4 is a fragmentary perspective view thereof. The rear elevational view is identical to the front elevational view; the side not illustrated is identical to the side illustrated; the bottom is plain and unornamented; the break marks indicate indeterminate lengths and the portions illustrated in dashed lines do not form part of the claimed design.

1 Claim, 1 Drawing Sheet

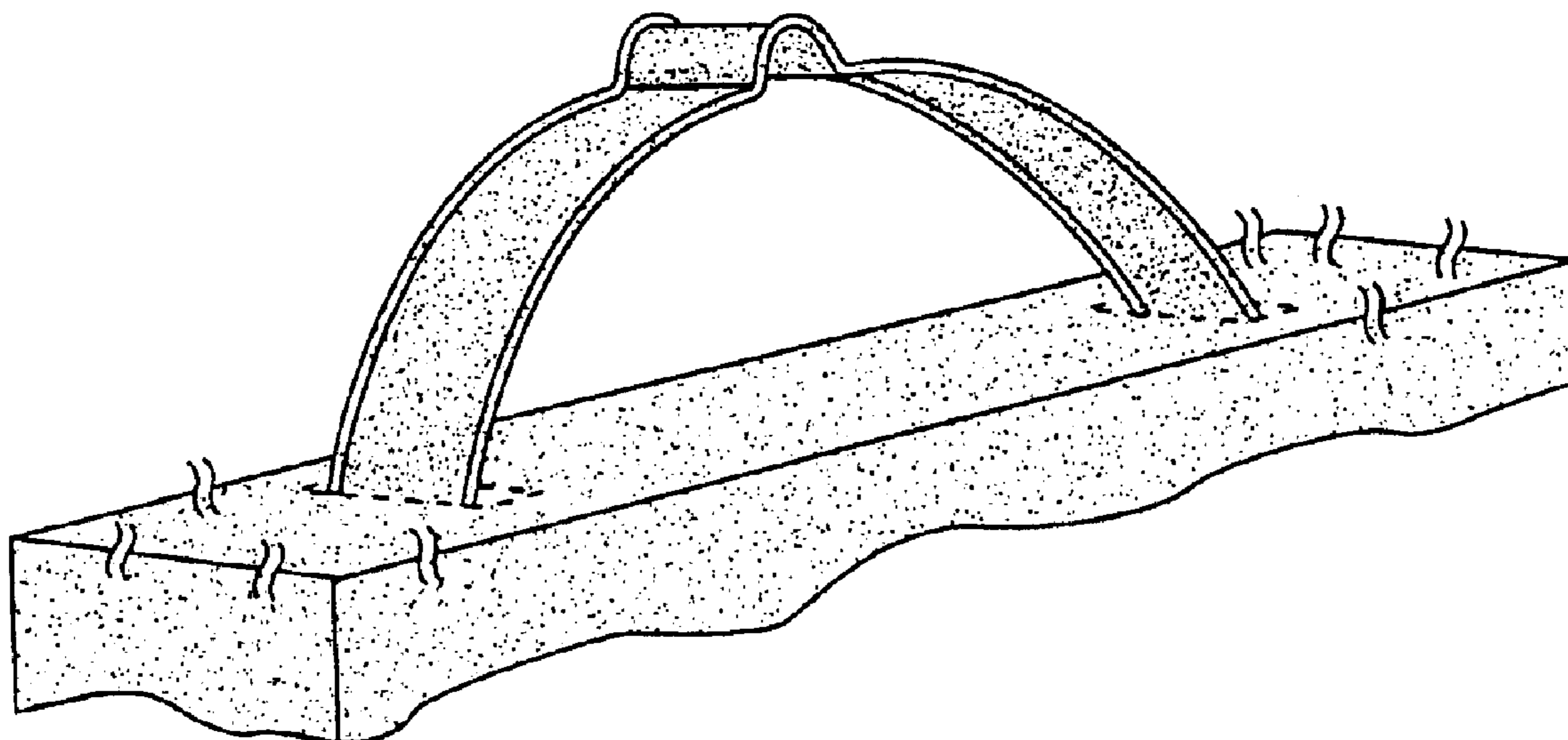


Fig. 1

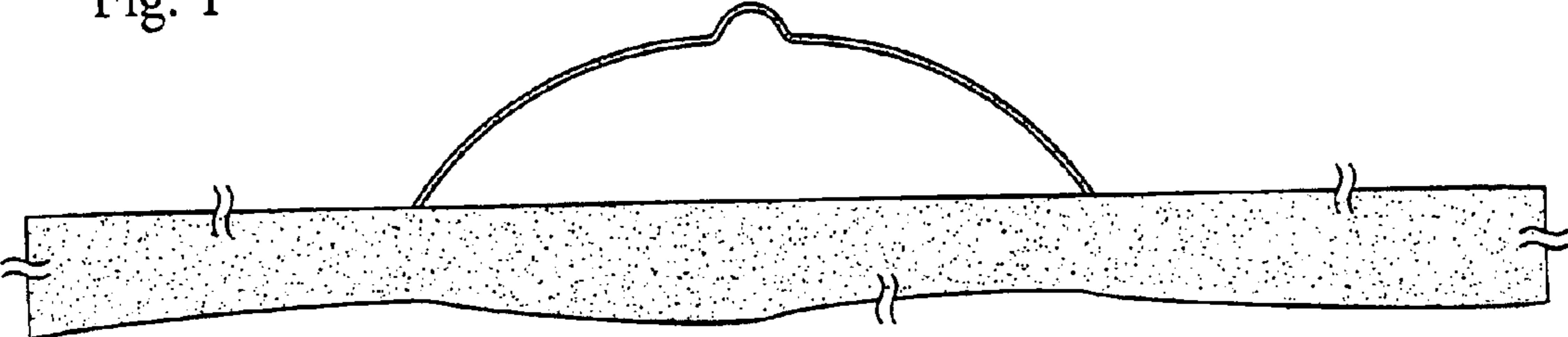


Fig. 2

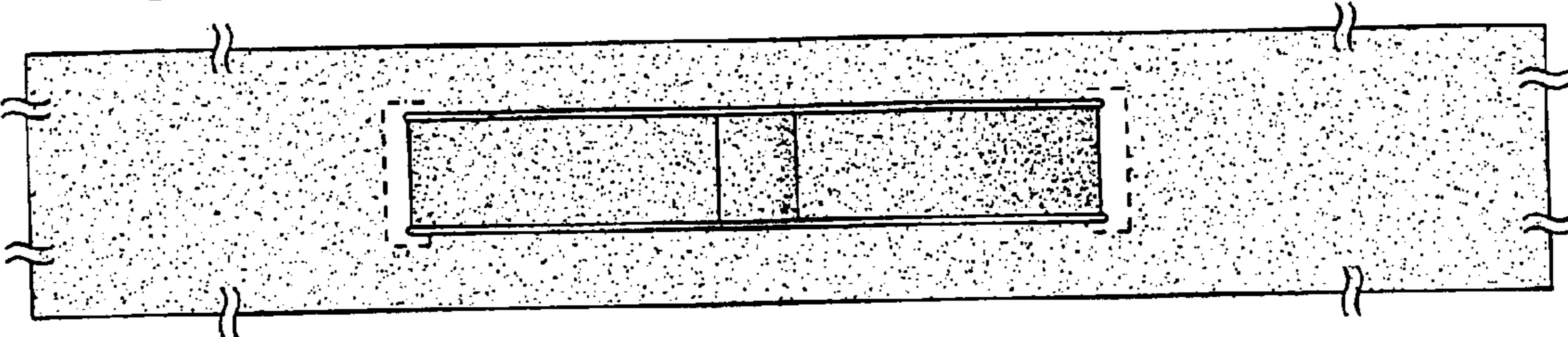


Fig. 3

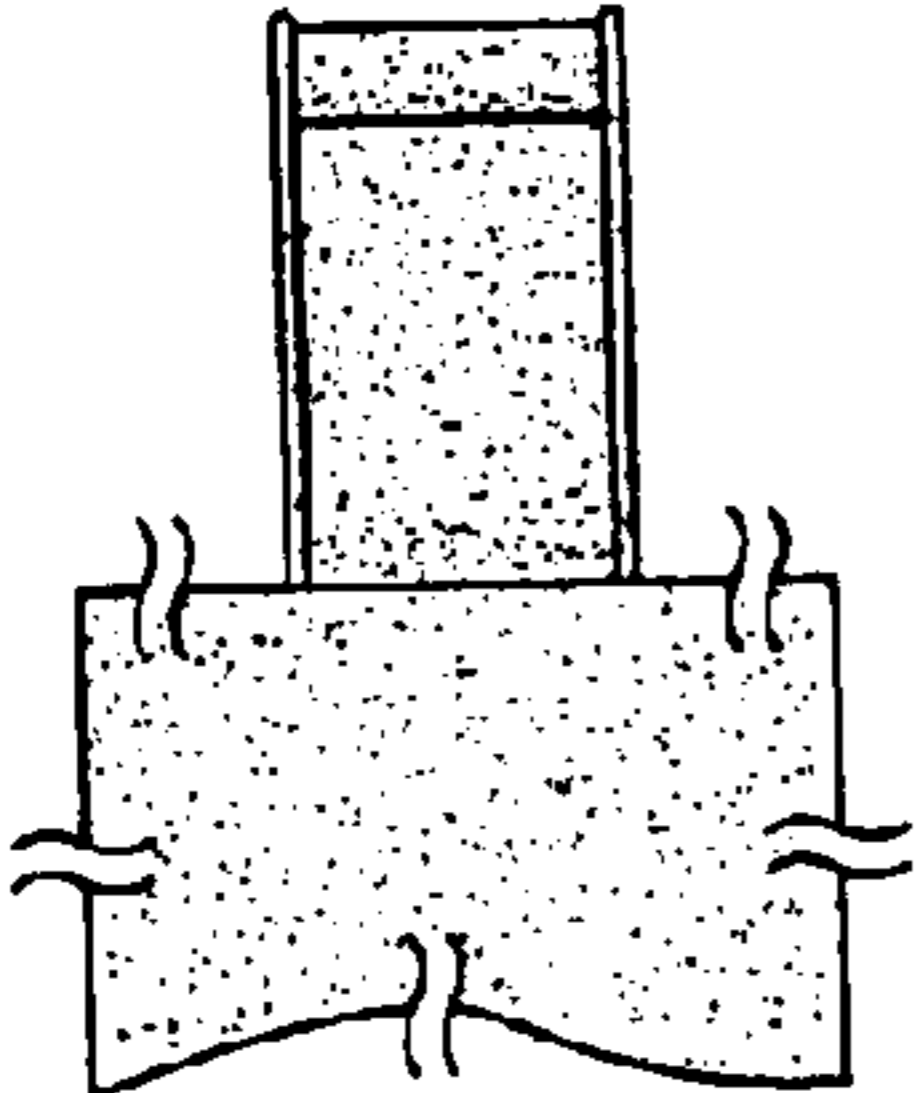


Fig. 4

