

US00D521374S

(12) **United States Design Patent**  
**Ghini et al.**

(10) **Patent No.:** **US D521,374 S**

(45) **Date of Patent:** **\*\* \*May 23, 2006**

(54) **HINGED-LID PACKET**

(75) Inventors: **Marco Ghini**, San Lazzaro di Savena (IT); **Eros Stivani**, Bologna (IT); **Stefano Cavallari**, Bologna (IT)

(73) Assignee: **Azionaria Costruzioni Macchine Automatiche A.C.M.A. S.p.A.**, Bologna (IT)

(\*) Notice: This patent is subject to a terminal disclaimer.

(\*\*) Term: **14 Years**

(21) Appl. No.: **29/203,281**

(22) Filed: **Apr. 13, 2004**

(30) **Foreign Application Priority Data**

Oct. 15, 2003 (IT) ..... BO2003O0059

(51) **LOC (8) Cl.** ..... **09-03**

(52) **U.S. Cl.** ..... **D9/430**

(58) **Field of Classification Search** ..... D9/430-433, D9/414, 416, 420, 422-423, 499; 229/100, 229/106; 206/800, 494, 527, 784  
See application file for complete search history.

(56) **References Cited**

**U.S. PATENT DOCUMENTS**

2,122,048 A \* 6/1938 Shapiro ..... 206/494  
D274,310 S \* 6/1984 Kim ..... D9/431  
5,358,171 A \* 10/1994 Focke ..... 229/87.05  
D363,430 S \* 10/1995 Danowski et al. .... D9/520

5,564,562 A \* 10/1996 Focke et al. .... 206/233  
D394,383 S \* 5/1998 Bradfield ..... D9/416  
D430,794 S \* 9/2000 Parent-Inch ..... D7/709  
D447,689 S \* 9/2001 Navet et al. .... D9/430  
D459,024 S \* 6/2002 Chen ..... D27/157  
D480,174 S \* 9/2003 Draghetti et al. .... D27/189  
D481,631 S \* 11/2003 Menceles ..... D9/430  
D486,731 S \* 2/2004 Meeker et al. .... D9/416  
D496,273 S \* 9/2004 Lenz et al. .... D9/431

**FOREIGN PATENT DOCUMENTS**

GB 1051694 \* 1/1989  
GB 2062236 \* 5/1997

\* cited by examiner

*Primary Examiner*—Nanda Bondade  
*Assistant Examiner*—Shanda C. Hill  
(74) *Attorney, Agent, or Firm*—Harbin King & Klima

(57) **CLAIM**

The ornamental design for a hinged-lid packet, as shown and described.

**DESCRIPTION**

FIG. 1 is a front perspective view of a hinged-lid packet showing our new design;  
FIG. 2 is a front view of a hinged-lid packet;  
FIG. 3 is a right side view of a hinged-lid packet; the left side view is a mirror image of the right side view;  
FIG. 4 is a rear view of a hinged-lid packet;  
FIG. 5 is a top plan view of a hinged-lid packet; and,  
FIG. 6 is a bottom plan view of a hinged-lid packet.

**1 Claim, 1 Drawing Sheet**

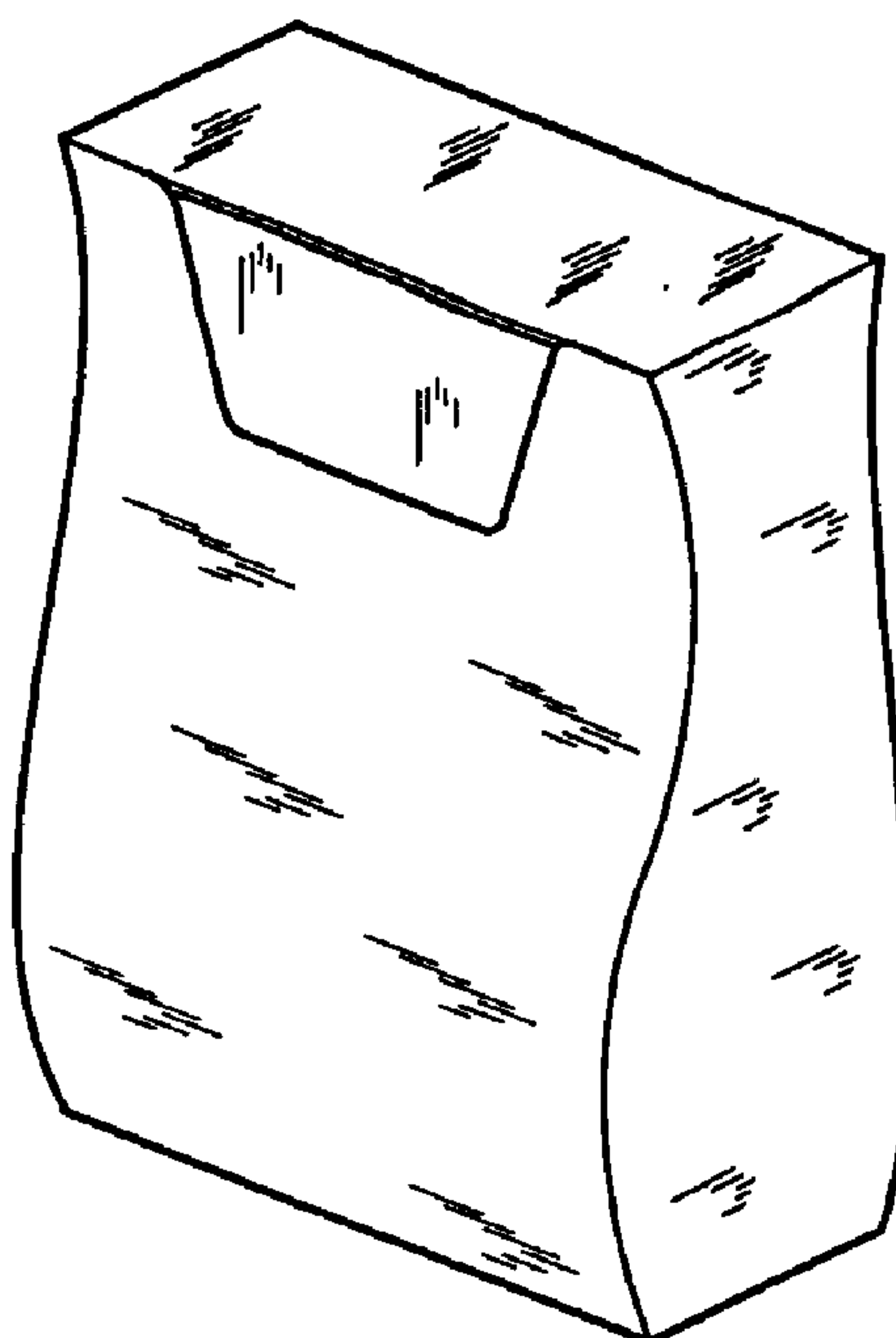


FIG.1

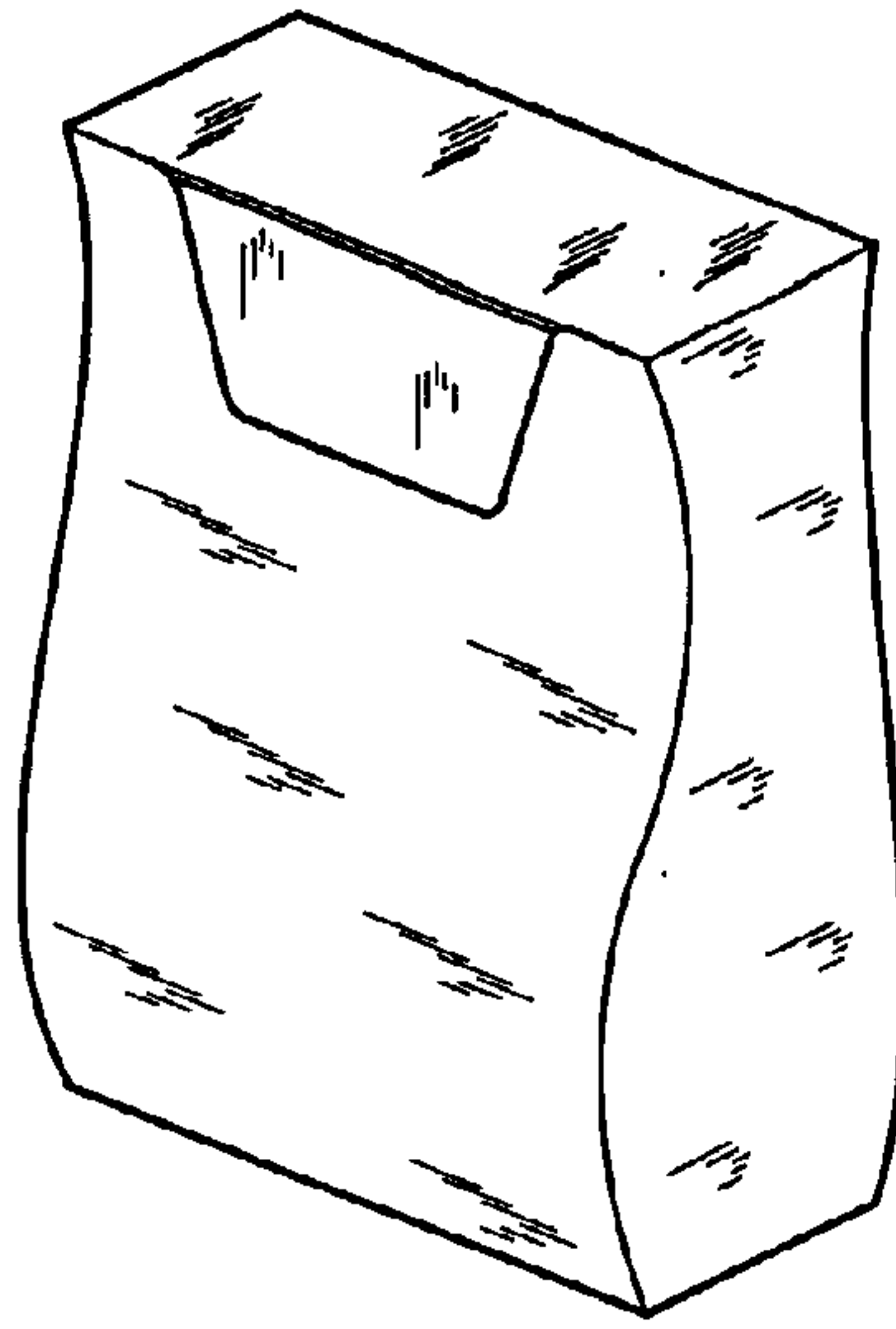


FIG.4

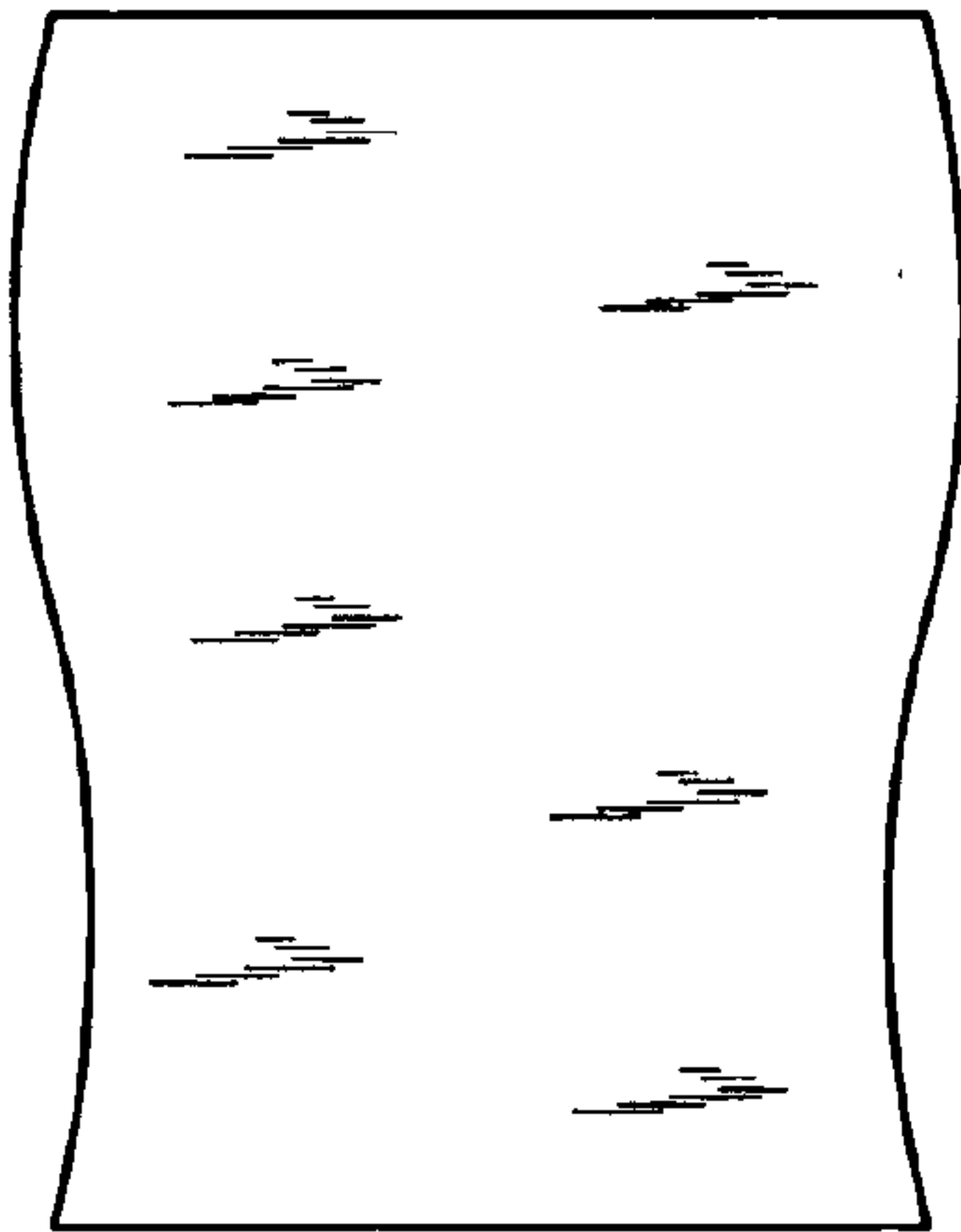


FIG.2

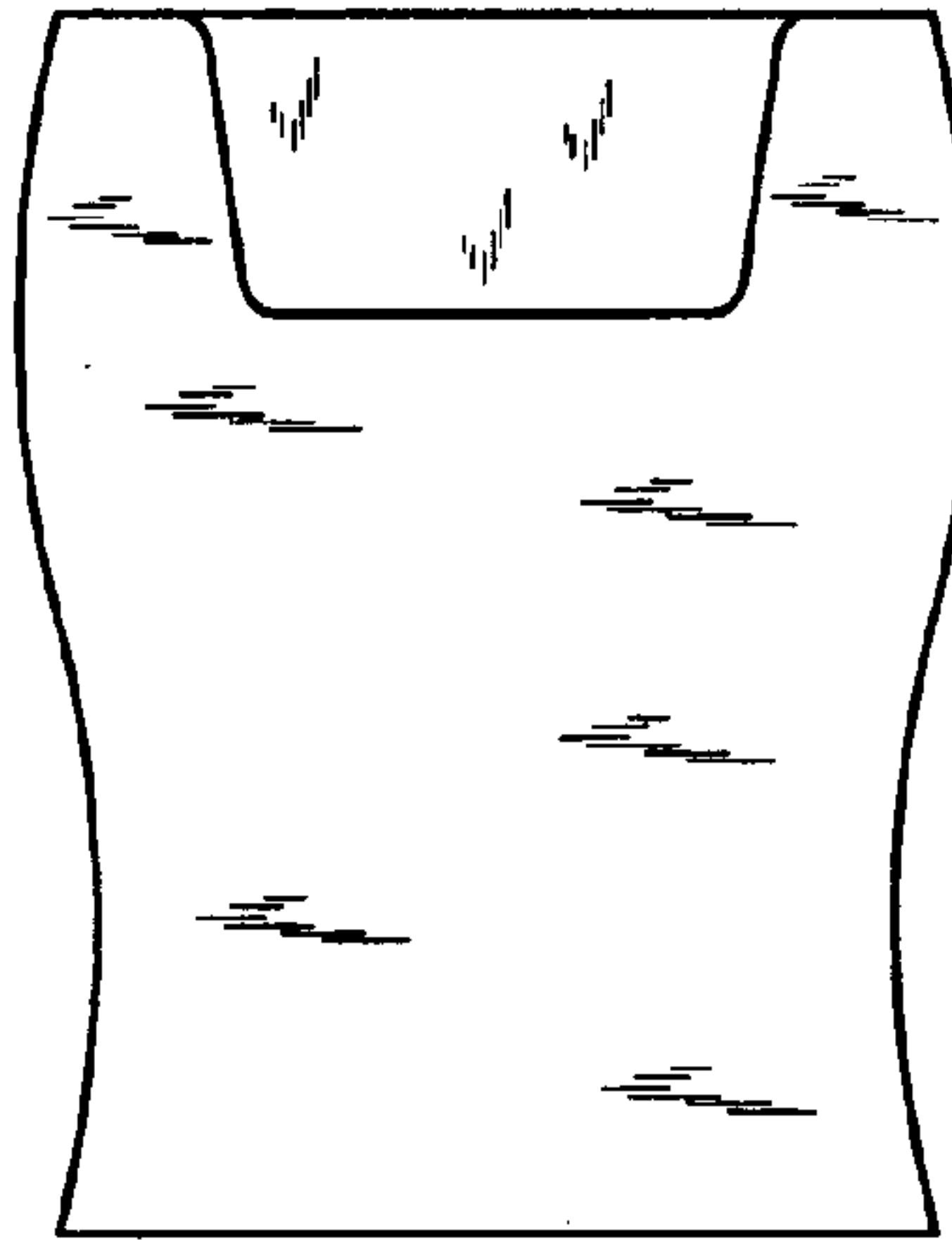


FIG.3

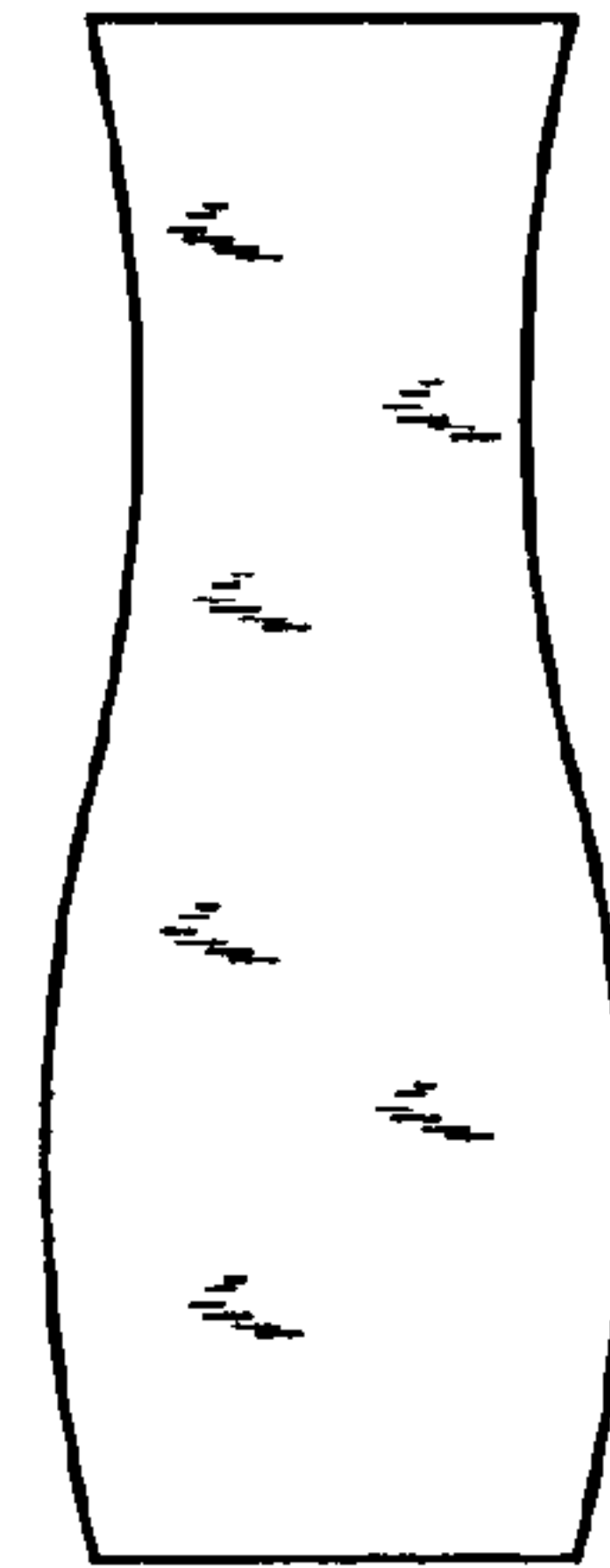


FIG.5




FIG.6

