



US00D521350S

(12) **United States Design Patent**
Heller et al.

(10) **Patent No.:** **US D521,350 S**

(45) **Date of Patent:** **** May 23, 2006**

(54) **ALIEN HEAD**

(76) Inventors: **Michael D. Heller**, 4130 El Bosque Road, Pebble Beach, CA (US) 93953;
Lynne Heller, 4130 El Bosque Road, Pebble Beach, CA (US) 93953

(**) Term: **14 Years**

(21) Appl. No.: **29/204,480**

(22) Filed: **Apr. 30, 2004**

(51) **LOC (8) Cl.** **08-06**

(52) **U.S. Cl.** **D8/300**

(58) **Field of Classification Search** D8/300,
D8/305, 307, 308, 310, 321, 322, 338, 341;
16/110 R, 118, 121, 412; D7/300.2, 515,
D7/517; D9/435, 439, 445, 451, 625, 627,
D9/628, 686, 708, 729; D11/128, 136, 150,
D11/160, 157, 174, 217, 219, 240, 224; 206/457;
D28/93; D1/109; D10/60; D23/238-257;
D12/162; 297/347; D21/622

See application file for complete search history.

(56) **References Cited**

U.S. PATENT DOCUMENTS

- D176,869 S * 2/1956 Ksenak D11/160
- D183,448 S 9/1958 Dawson
- D184,333 S 2/1959 Bergeron
- D227,186 S * 6/1973 Dangeli D28/93
- D249,126 S 8/1978 Pitstick et al.
- D266,175 S * 9/1982 Zachar D21/622
- D357,038 S 4/1995 Sandvik
- D366,074 S * 1/1996 Sandvik D21/622
- D379,482 S 5/1997 Giancola
- D420,853 S 2/2000 Bissell, Sr.
- D420,903 S * 2/2000 Liberty D9/625
- 6,054,158 A 4/2000 Hart et al.
- D426,137 S * 6/2000 Ball et al. D8/305
- D428,792 S * 8/2000 Iacovelli D8/305

- D429,507 S * 8/2000 Chou D21/622
- D429,973 S 8/2000 Handelsman
- 6,328,157 B1 12/2001 Tolver
- D462,823 S 9/2002 Kavanagh
- D466,768 S 12/2002 Kelleghan
- 6,598,297 B1 7/2003 Matt
- 2002/0015766 A1 2/2002 Baker
- 2003/0215549 A1 11/2003 Coleman et al.

FOREIGN PATENT DOCUMENTS

DE 3213234 4/1983

OTHER PUBLICATIONS

“#A-237: Roswell Hangar 84 thermometer/magnet with full back, nonmetal magnet,” http://www.tellmewhereonearth.com/Web20pages/Aliens/Aliens_13Page_2.htm, 6 pages.

* cited by examiner

Primary Examiner—Paula A. Greene

(74) *Attorney, Agent, or Firm*—Richard C. Litman

(57) **CLAIM**

The ornamental design for an alien head, as shown and described.

DESCRIPTION

FIG. 1 is an environmental perspective view of an alien head showing my new design;

FIG. 2 is a front view thereof;

FIG. 3 is a right side elevational view with the left side being a mirror image thereof;

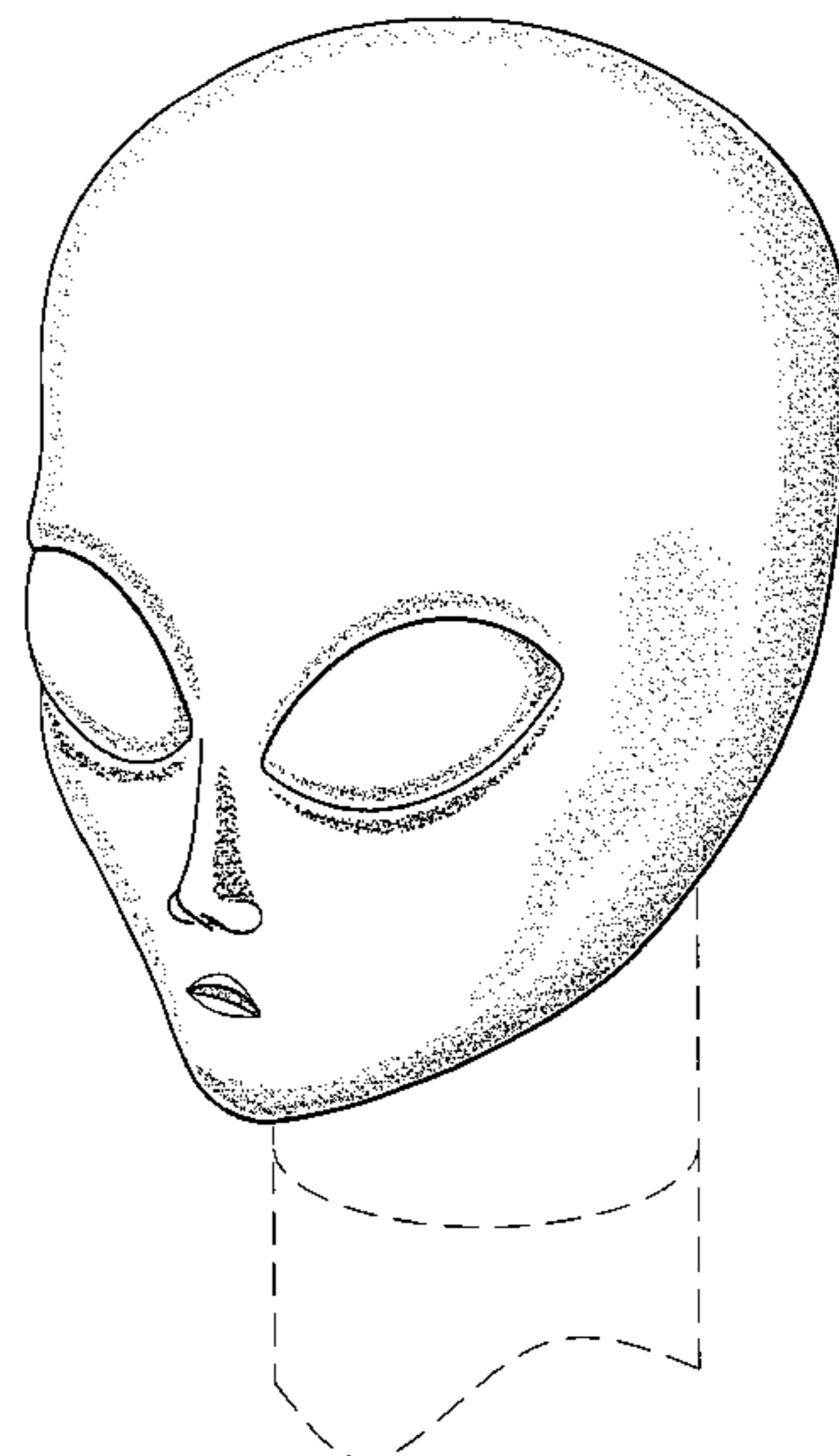
FIG. 4 is a top view thereof;

FIG. 5 is a bottom view thereof; and,

FIG. 6 is a rear view thereof.

The broken line showing of an opening to use the alien head as a cap or handle is for illustrative purposes only and forms no part of the claimed design.

1 Claim, 6 Drawing Sheets



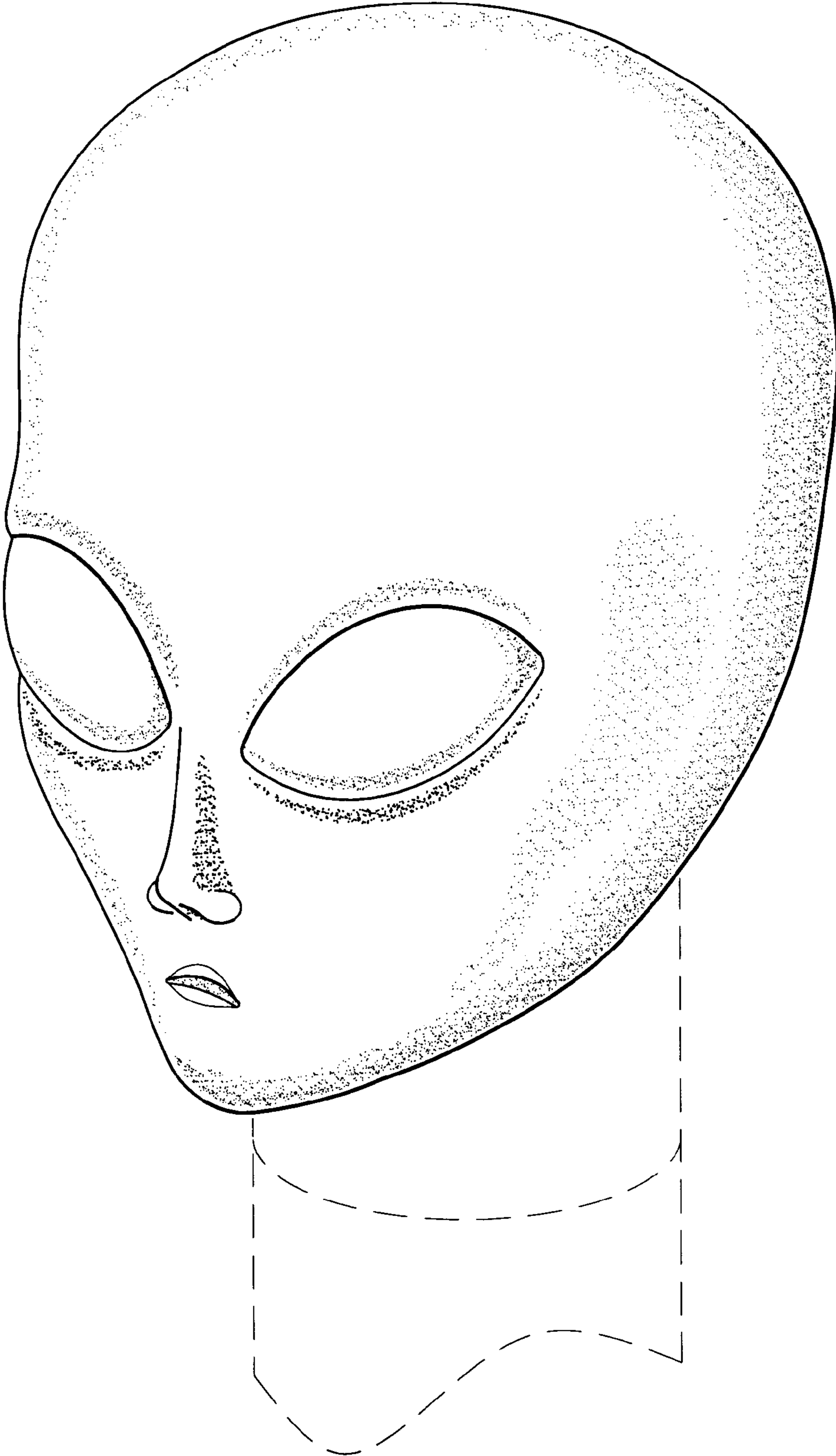


Fig. 1

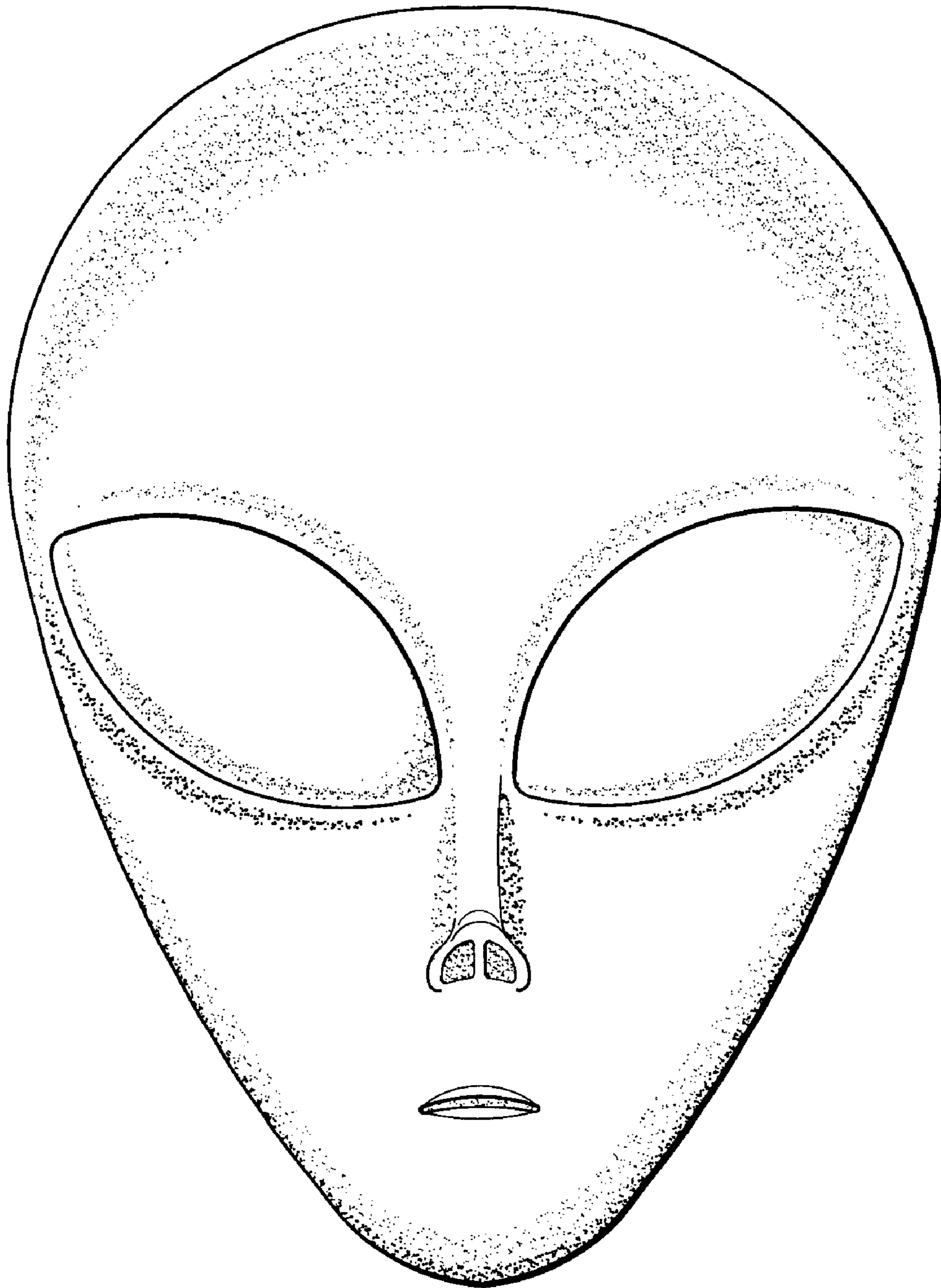


Fig. 2

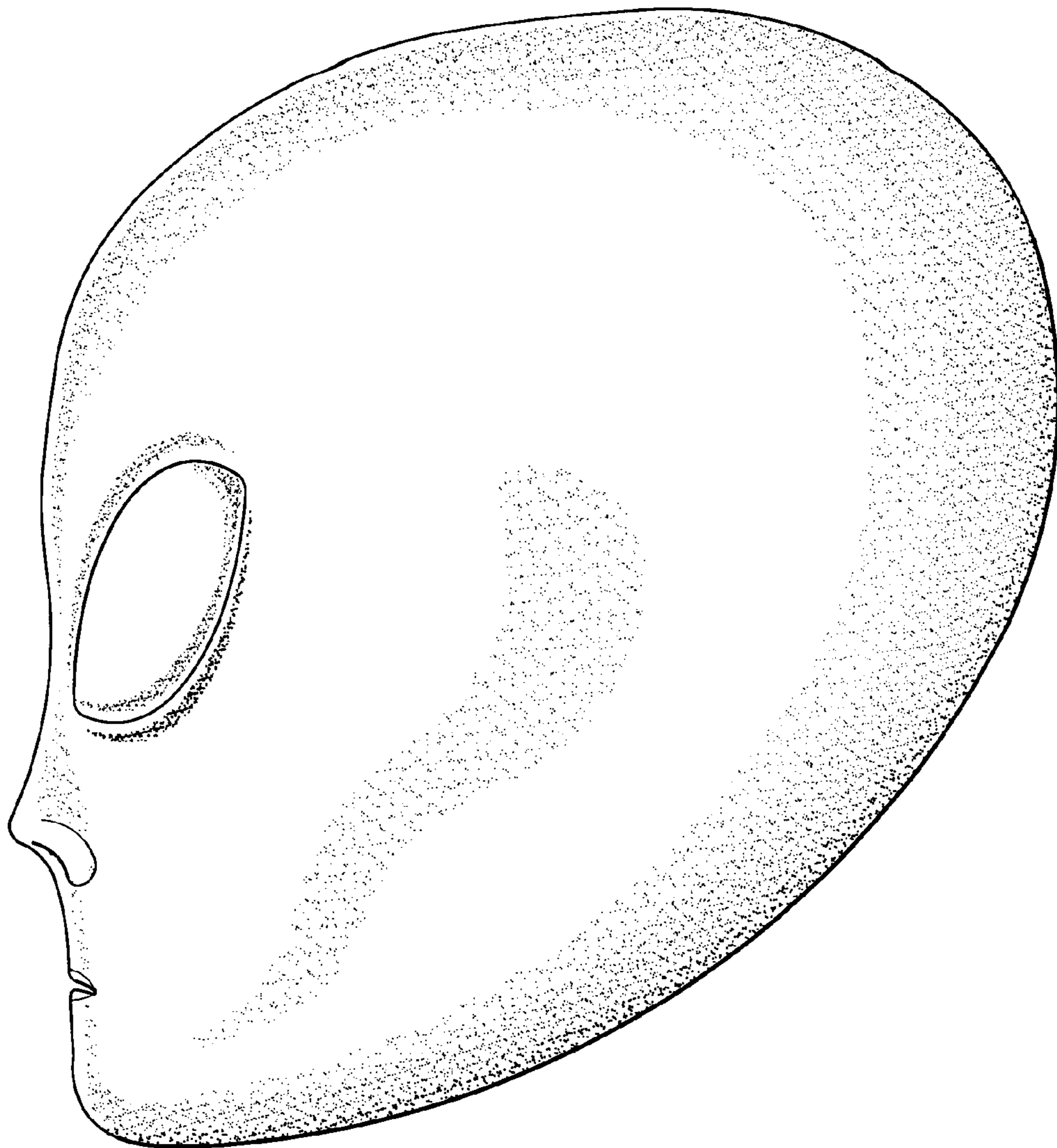


Fig. 3




Fig. 4

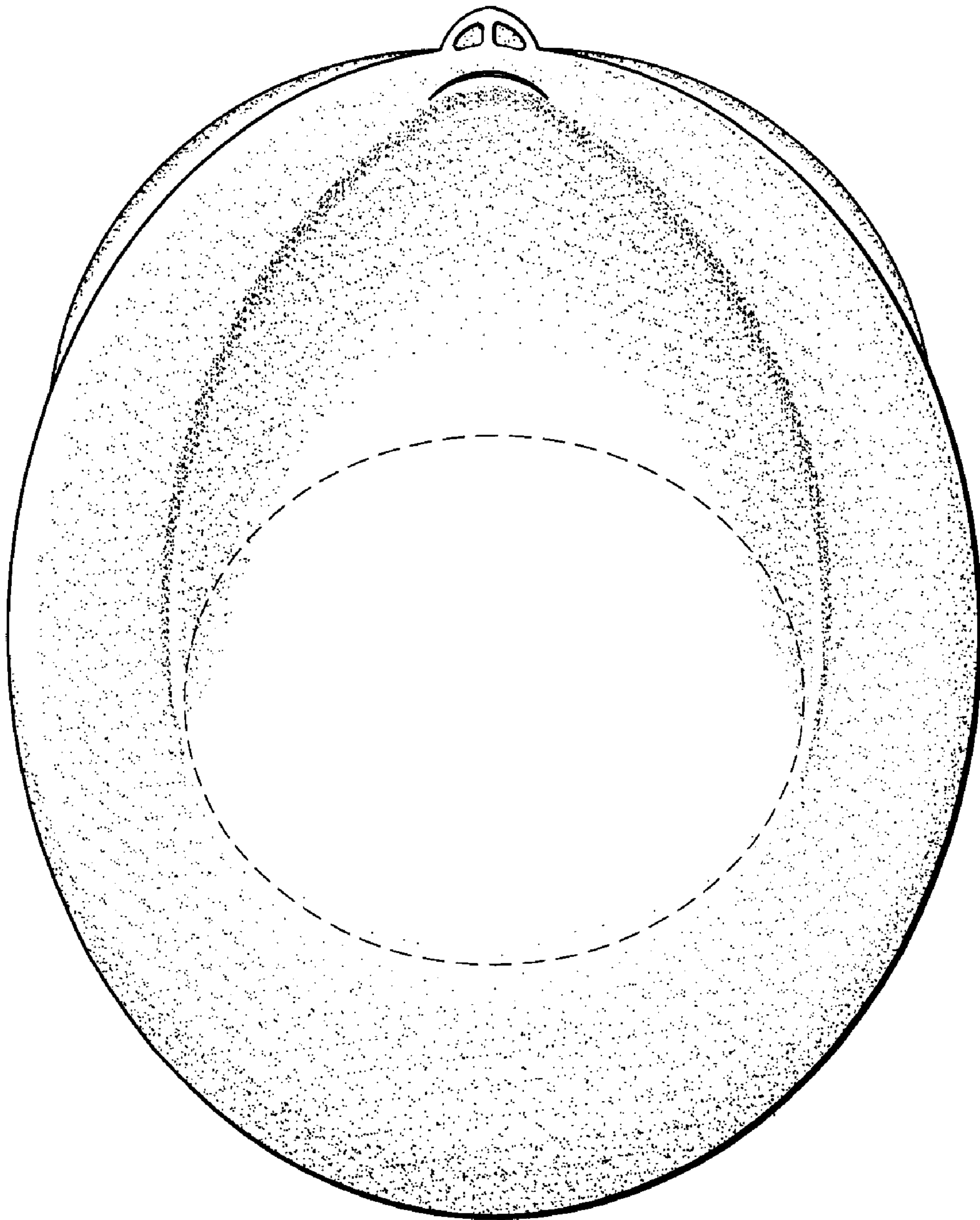


Fig. 5

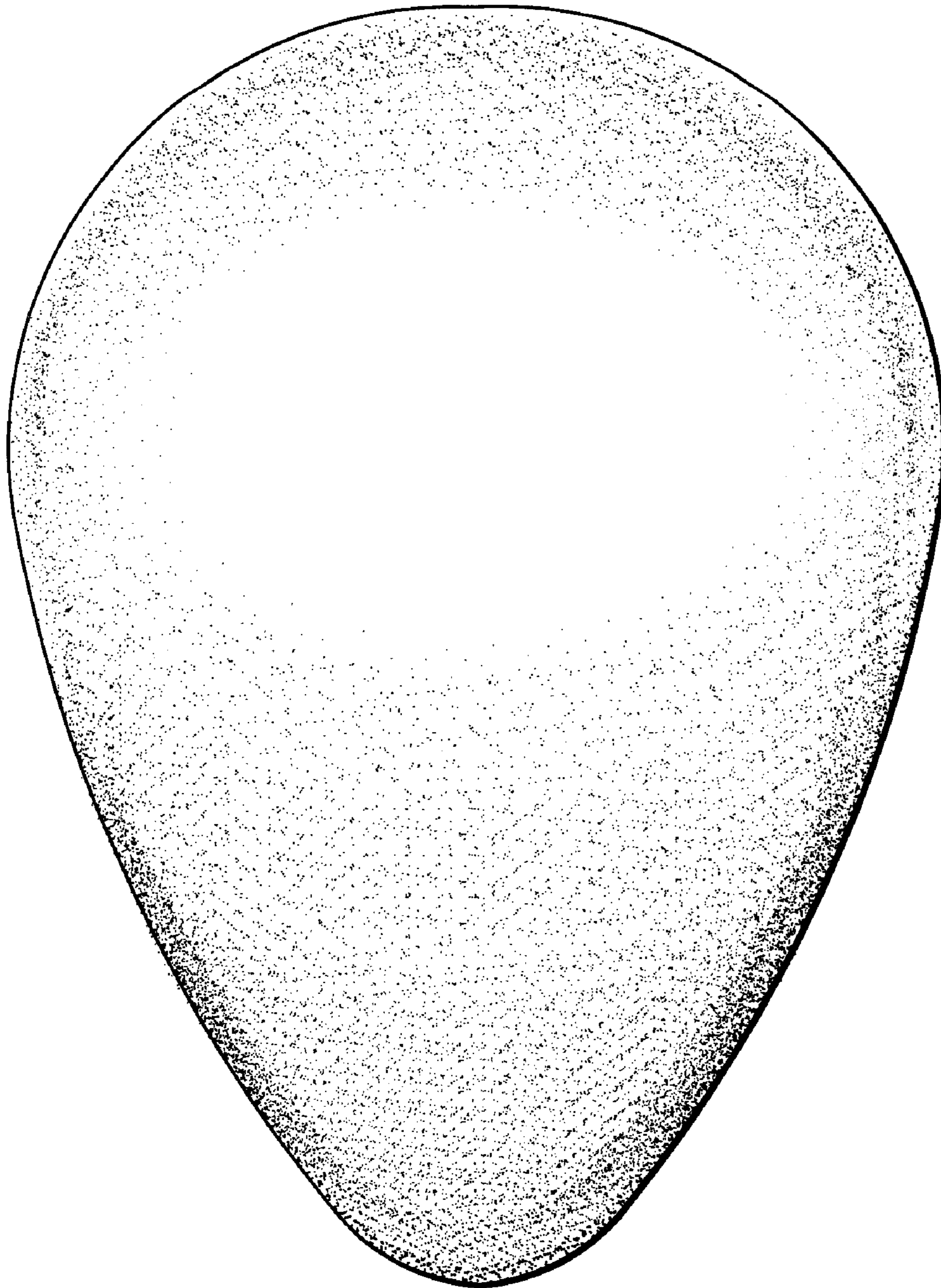


Fig. 6