



US00D521342S

(12) **United States Design Patent**
Youngren

(10) **Patent No.:** **US D521,342 S**

(45) **Date of Patent:** **** May 23, 2006**

(54) **HAMMER**

5,906,144 A 5/1999 Staviski et al.
D416,462 S * 11/1999 Pringle et al. D8/75

(75) Inventor: **Robert H. Youngren**, Rockford, IL
(US)

(Continued)

(73) Assignee: **Estwing Manufacturing Company**,
Rockford, IL (US)

OTHER PUBLICATIONS

(**) Term: **14 Years**

(21) Appl. No.: **29/204,735**

CHAFFIN et al., Eds., "Hand-Tool Design Guidelines," in:
Occupational Biomechanics, Ch. 11, pp. 435-461, 3rd Edi-
tion, John Wiley & Sons, Inc. (New York, 1999).

(22) Filed: **May 3, 2004**

U.S. Appl. No. 29/159,356, filed Apr. 18, 2002, Harkins et
al.

(51) **LOC (8) Cl.** **08-02**

(52) **U.S. Cl.** **D8/75**

(58) **Field of Classification Search** D8/75,
D8/76, 77, 78, 79, 80, 88, 89; 81/20, 21,
81/22, 23, 24, 25; 7/143, 146
See application file for complete search history.

U.S. Appl. No. 29/159,383, filed Apr. 19, 2002, Harkins et
al.

KNOWLTON et al., "Ulnar Deviation and Short-Term
Strength Reductions as Affected by a Curve-Handled Rip-
ping Hammer and a Conventional Claw Hammer," *Ergo-
nomics*, 26 (2), 173-179 (1983).

KONZ, "Bent Hammer Handles," *Human Factors*, 28 (3),
317-323 (1986).

"RIDGID Robohammer®," in *Woodworking Tools for a
Lifetime*, Web page: [http://www.ridgidwoodworking.com/
products_robohammer.phtml](http://www.ridgidwoodworking.com/products_robohammer.phtml) (1998-2002).

(56) **References Cited**

U.S. PATENT DOCUMENTS

1,934,706 A	11/1933	Green	
D140,407 S	2/1945	Henkel	
D209,653 S	* 12/1967	Vogel	D8/75
3,792,725 A	2/1974	Burgeson	
3,870,091 A	3/1975	Burgeson	
3,874,433 A	4/1975	Shepherd, Jr. et al.	
D237,582 S	* 11/1975	Mostyn	D8/75
4,030,847 A	6/1977	Carmien	
4,038,719 A	8/1977	Bennett	
4,154,273 A	5/1979	Pollak	
D262,186 S	* 12/1981	Royce	D8/79
4,363,344 A	12/1982	Pollak	
4,639,029 A	1/1987	Kolonia	
D291,402 S	* 8/1987	Square	D8/75
D300,111 S	3/1989	Square	
5,123,303 A	6/1992	Lee et al.	
5,259,274 A	11/1993	Hreha	
5,425,176 A	6/1995	Brainerd et al.	
5,588,343 A	12/1996	Rust et al.	
5,657,674 A	8/1997	Burnett	
5,768,956 A	6/1998	Coonrad	
5,860,334 A	1/1999	Coonrad	
D408,702 S	* 4/1999	Hammond et al.	D8/75

Primary Examiner—Philip S. Hyder

(74) *Attorney, Agent, or Firm*—Gardner Carton & Douglas
LLP

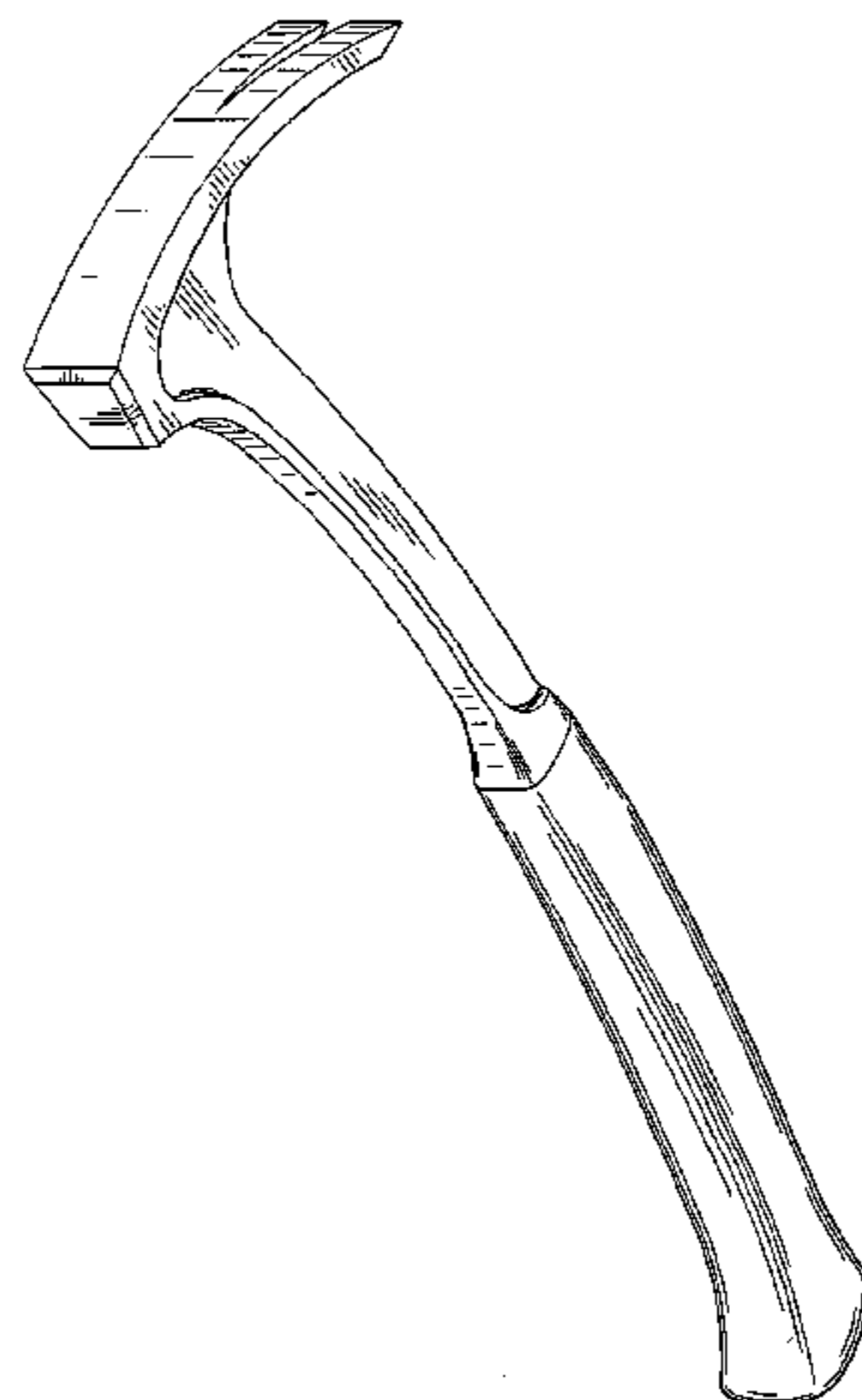
(57) **CLAIM**

The ornamental design for a hammer, as shown and
described.

DESCRIPTION

FIG. 1 is a front perspective view of a hammer showing my
new design;
FIG. 2 is a rear perspective view of the hammer;
FIG. 3 is a front elevation view of the hammer;
FIG. 4 is a rear elevation view of the hammer;
FIG. 5 is a right side elevation view of the hammer, the left
side elevation being a mirror image thereof;
FIG. 6 is a top plan view of the hammer; and,
FIG. 7 is a bottom plan view of the hammer.

1 Claim, 4 Drawing Sheets



US D521,342 S

Page 2

U.S. PATENT DOCUMENTS

5,988,019 A	11/1999	Coonrad		D449,770 S	10/2001	Chen
5,996,235 A	12/1999	Brainerd		6,370,986 B1	4/2002	Scott
6,016,722 A	1/2000	Gierer et al.		6,405,616 B1	6/2002	Chen
D420,881 S	* 2/2000	Davis et al. D8/75	D459,968 S	7/2002	Harkins et al.
D426,128 S	* 6/2000	Lamond et al. D8/75	6,460,430 B1	10/2002	Coonrad
6,128,977 A	10/2000	Gierer et al.		D478,264 S	8/2003	Chen
6,131,488 A	10/2000	Coonrad		D478,265 S	8/2003	Chen
D436,821 S	* 1/2001	Douglas et al. D8/75	D478,266 S	8/2003	Chen
6,202,511 B1	3/2001	Murray et al.		6,647,829 B1	11/2003	Youngren et al.
D442,048 S	* 5/2001	Coonrad D8/75	2001/0029813 A1	10/2001	Schroeder
6,250,181 B1	6/2001	Coonrad		2004/0045411 A1	3/2004	Youngren et al.

* cited by examiner

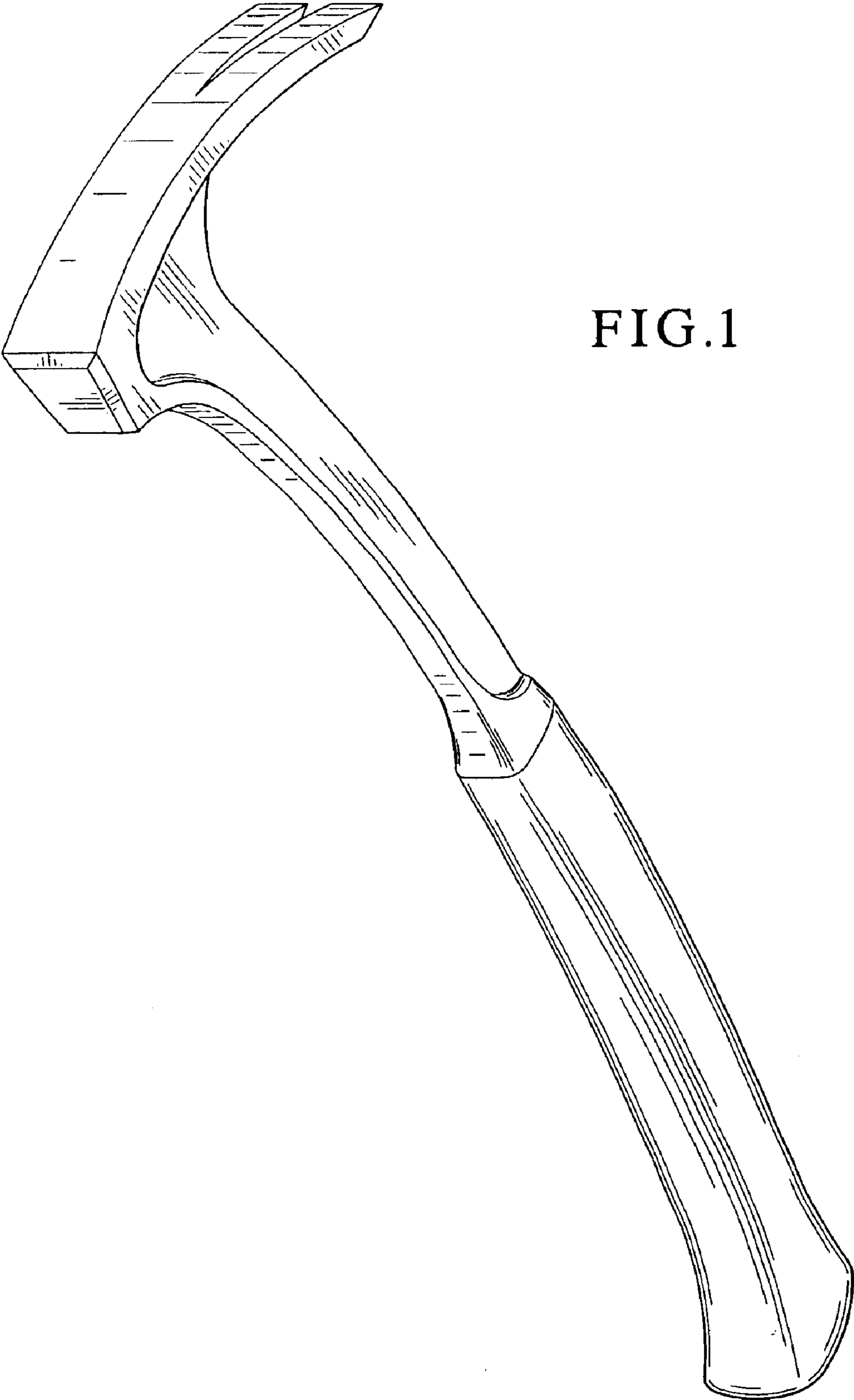


FIG. 1

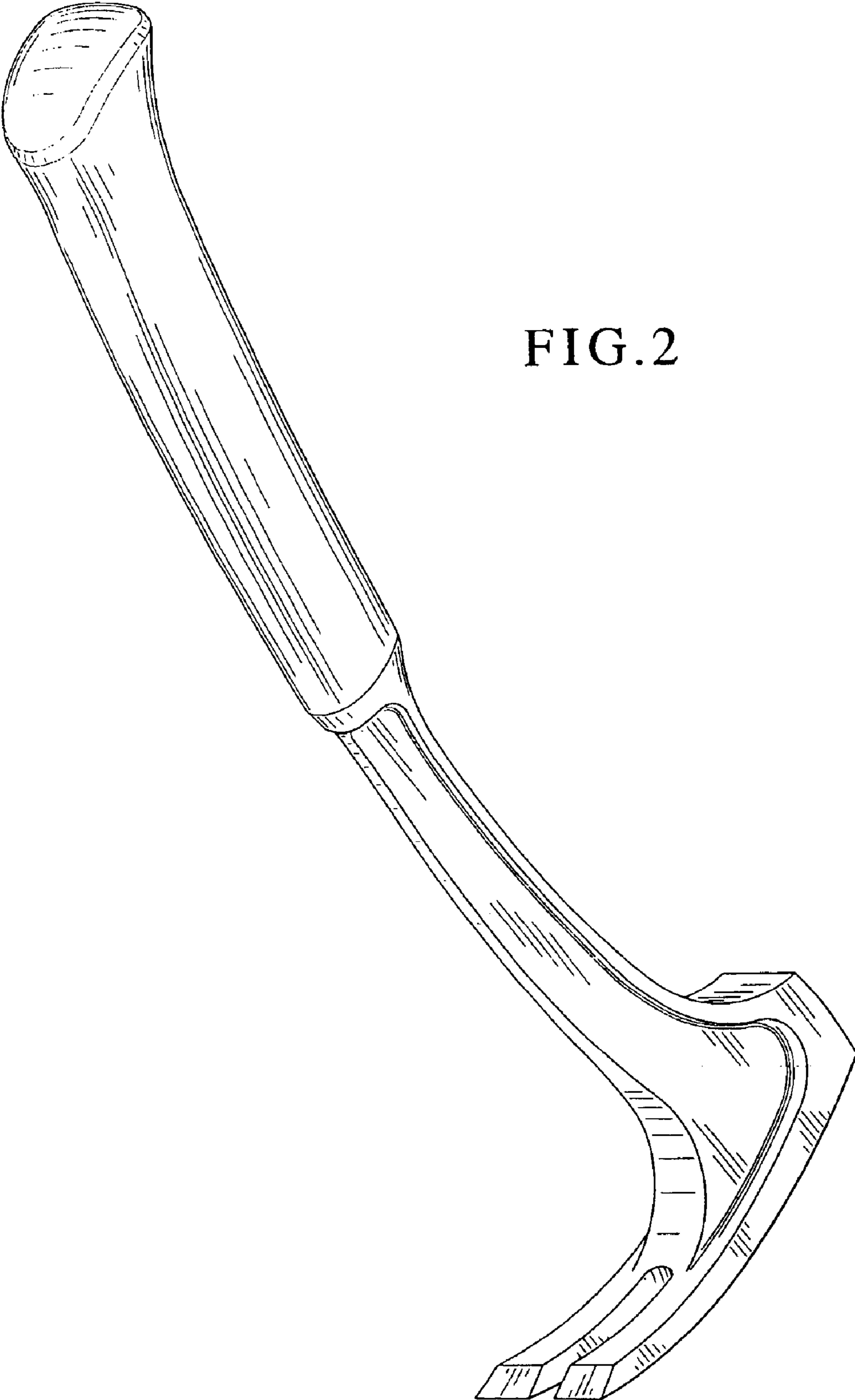


FIG. 2

FIG.3

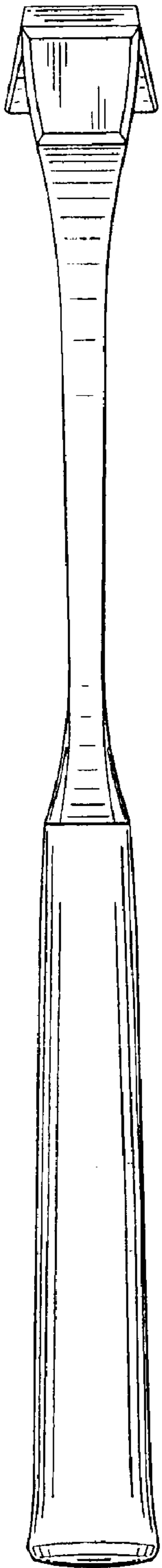


FIG.4

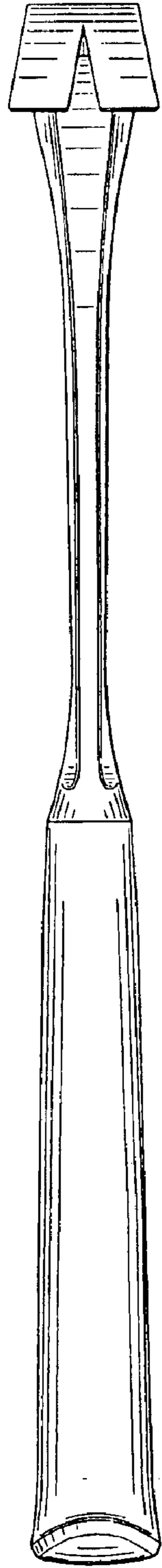


FIG.5

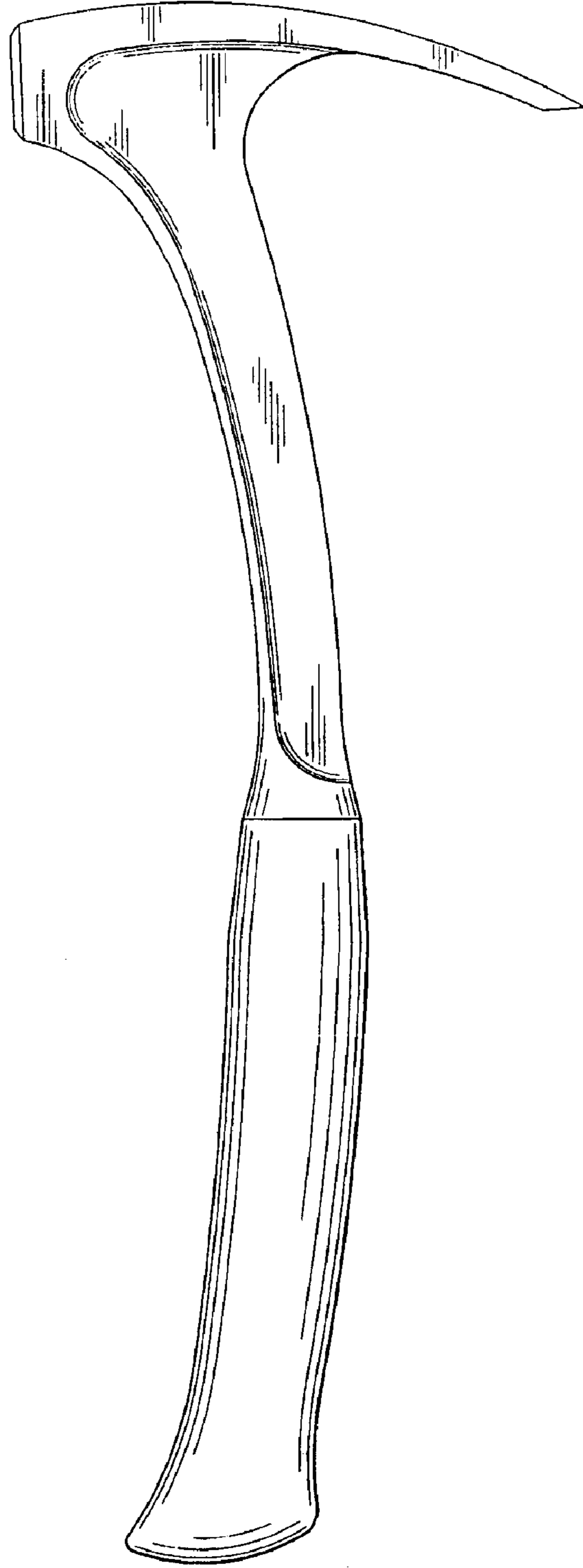


FIG. 6

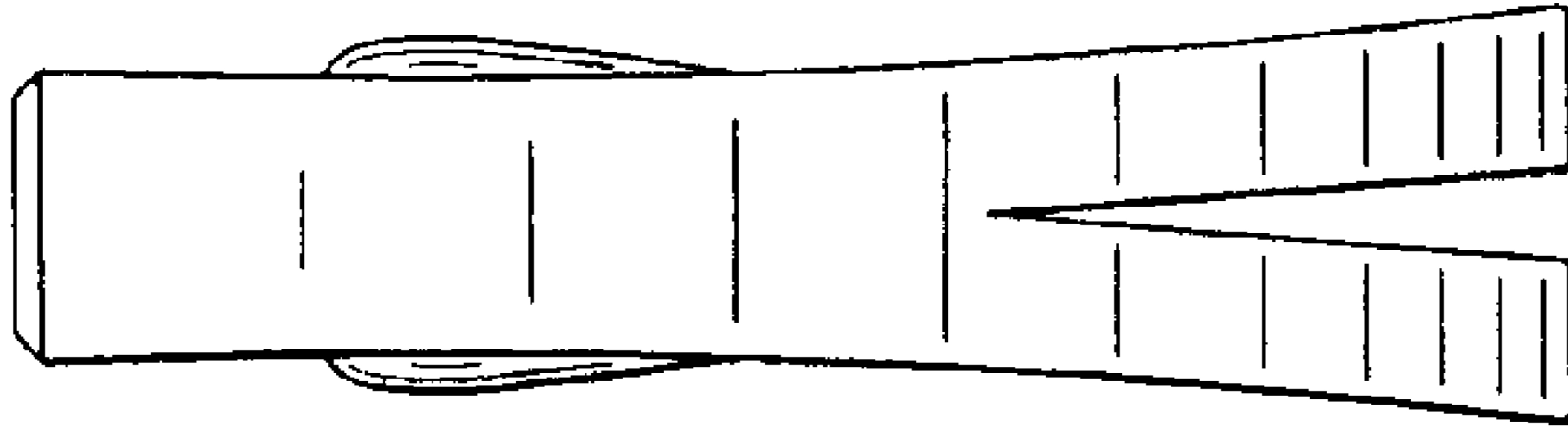


FIG. 7

