

US00D521331S

(12) **United States Design Patent**
Zarb

(10) **Patent No.:** **US D521,331 S**

(45) **Date of Patent:** **** May 23, 2006**

(54) **SHEET CUTTING KNIFE**

D475,575 S * 6/2003 Mendenhall D8/20
6,760,978 B1 * 7/2004 Gleeson 33/563

(75) **Inventor:** **Joseph Emmanuel Zarb**, Bonnyrigg Heights (AU)

FOREIGN PATENT DOCUMENTS

(73) **Assignee:** **James Hardie International Finance B.V.** (NL)

AU	88589/82	A1	3/1983
AU	94035	S	11/1986
AU	95878	S	3/1987
AU	98800	S	12/1987
AU	99683	S	2/1988
AU	102662	S	1/1989
AU	103840	S	5/1989
AU	104552	S	8/1989
AU	108078	S	7/1990
AU	110320	S	2/1991
AU	B-76201/91		6/1992
AU	117138	S	5/1993
AU	118448	S	10/1993

(**) **Term:** **14 Years**

(21) **Appl. No.:** **29/219,607**

(22) **Filed:** **Dec. 17, 2004**

(30) **Foreign Application Priority Data**

Jun. 17, 2004 (AU) 13010/2004

(51) **LOC (8) Cl.** **08-03**

(52) **U.S. Cl.** **D8/20**

(58) **Field of Classification Search** D8/16,
D8/19, 20, 45, 47, 48, 51, 82, 88-93, 98,
D8/99, 102; D7/381, 383, 385, 649, 650,
D7/669, 673; D19/72; D21/532, 567, 568;
D22/117, 118, 149, 199; D24/133, 146-149;
7/102, 103, 165, 166; 30/142-146, 151-157,
30/164, 165, 167, 167.2, 168, 169, 171, 172,
30/272.1, 308, 318, 345, 346, 346.5, 346.55,
30/346.56, 351, 353, 355-357; 33/563

See application file for complete search history.

(56) **References Cited**

U.S. PATENT DOCUMENTS

D58,569	S	*	8/1921	Hermanson	D8/89
2,261,063	A	*	10/1941	Joyce	30/346
2,297,684	A	*	10/1942	Bratcher et al.	30/353
D150,488	S	*	8/1948	Amstutz	D8/98
2,725,594	A	*	12/1955	Vail	30/171
2,813,278	A	*	11/1957	Stecher	30/353
2,847,758	A	*	8/1958	Kozan	30/353
D201,710	S	*	7/1965	Monek	D8/98
3,462,780	A	*	8/1969	Greco	D8/88
4,969,250	A		11/1990	Hickman et al.		
D437,534	S	*	2/2001	Gloden	D8/16
D445,659	S	*	7/2001	Wass	D8/98

(Continued)

OTHER PUBLICATIONS

Australian Search Report; dated Jul. 6, 2004; Application No. 2004903567.

Primary Examiner—Caron D. Veynar
Assistant Examiner—Garth Rademaker
(74) *Attorney, Agent, or Firm*—Knobbe, Martens, Olson & Bear LLP

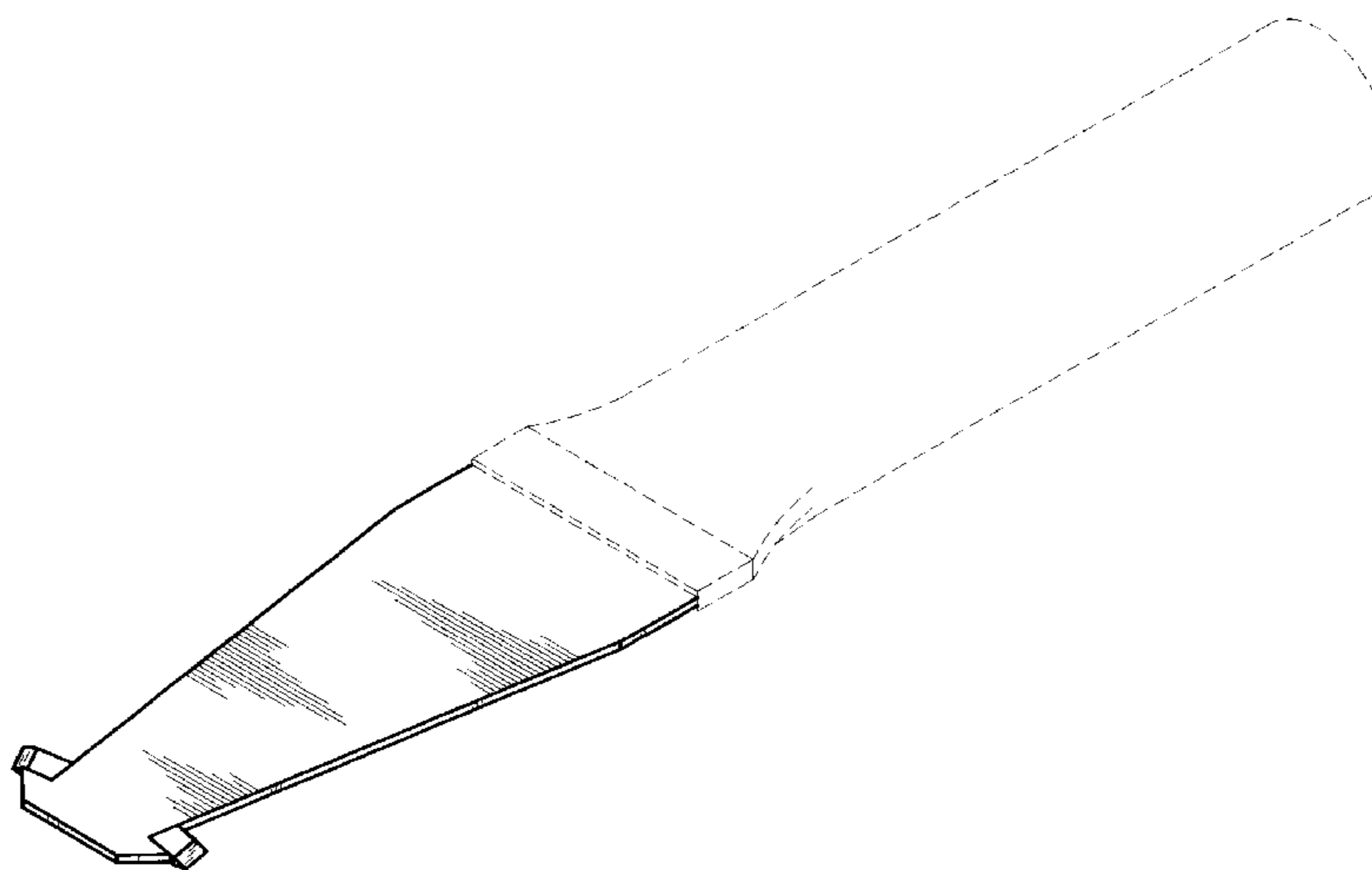
(57) **CLAIM**

The ornamental design for a sheet cutting knife, as shown and described.

DESCRIPTION

FIG. 1 is a perspective view of the sheet cutting knife of the present design;
FIG. 2 is a front elevation view thereof;
FIG. 3 is a left side elevation view thereof;
FIG. 4 is a right side elevation view thereof; and,
FIG. 5 is a top plan view thereof.
The broken lines in the drawings are for illustrative purposes only and form no part of the claimed design.

1 Claim, 3 Drawing Sheets



US D521,331 S

Page 2

FOREIGN PATENT DOCUMENTS					
AU	118862 S	11/1993	JP	2000154612 A	6/2000
AU	122634 S	2/1995	JP	2004027497 A	6/2002
AU	123141 S	4/1995	NZ	19354	9/1984
AU	123142 S	4/1995	NZ	211265	2/1985
AU	A-52126/96	11/1996	NZ	20119	10/1985
AU	130941 S	8/1997	NZ	20120	10/1985
AU	132812 S	2/1998	NZ	20844	11/1986
AU	135097 S	9/1998	NZ	218315	2/1987
AU	135557 S	11/1998	NZ	21875	4/1988
AU	137291 S	5/1999	NZ	22705	7/1989
AU	137791 S	7/1999	NZ	240533	11/1991
AU	140607 S	5/2000	NZ	242960	5/1992
AU	147568 S	4/2002	NZ	25267	6/1993
AU	148485 S	7/2002	NZ	248942	10/1993
AU	2002301511 A1	6/2003	NZ	25838	4/1994
AU	152915 S	8/2003	NZ	26065	7/1994
AU	153491 S	10/2003	NZ	26066	7/1994
AU	153493	10/2003	NZ	306382	5/1996
AU	153494 S	10/2003	NZ	504881	10/1998
AU	153495 S	10/2003	NZ	334918	3/1999
AU	153496 S	10/2003	NZ	331336	10/1999
CA	730345 A	3/1966	NZ	512028	11/1999
GB	1125825	9/1968	NZ	502004	12/1999
GB	1 269 357	4/1972	NZ	400643	4/2000
GB	2 021 186 A	11/1979	NZ	505799	7/2000
GB	2 075 079 A	11/1981	NZ	507846	10/2000
GB	2 078 611 A	1/1982	NZ	508055	11/2000
GB	2 199 857 A	7/1988	NZ	516912	1/2002
GB	2 340 071 A	2/2000	NZ	517658	3/2002
JP	08074377 A	9/1994	WO	WO 96/14482	5/1996
JP	10046741 A	8/1996	WO	WO 97/28342	8/1997
JP	11241448 A	2/1998	WO	WO 01/36191 A1	5/2001

* cited by examiner

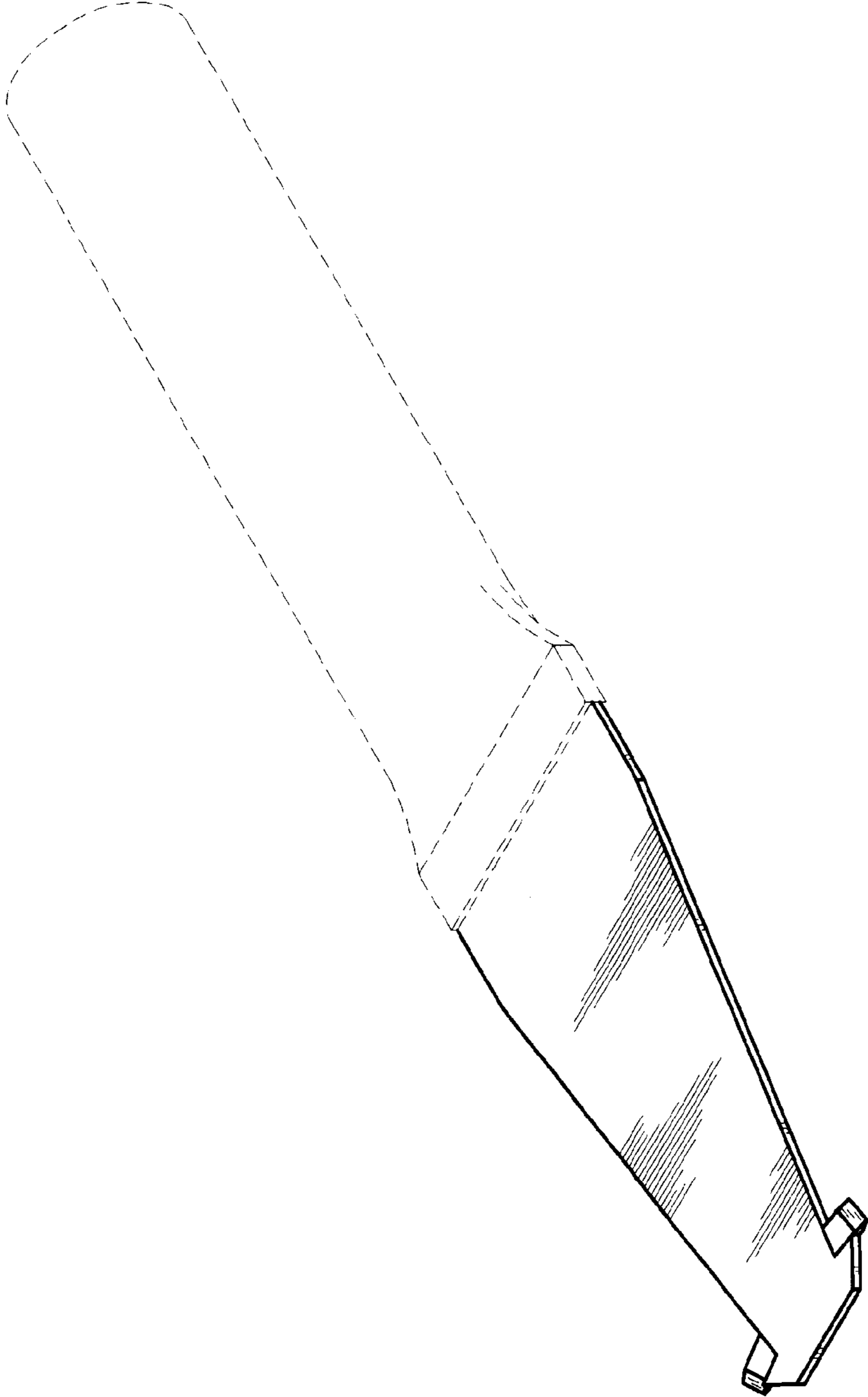


FIG. 1

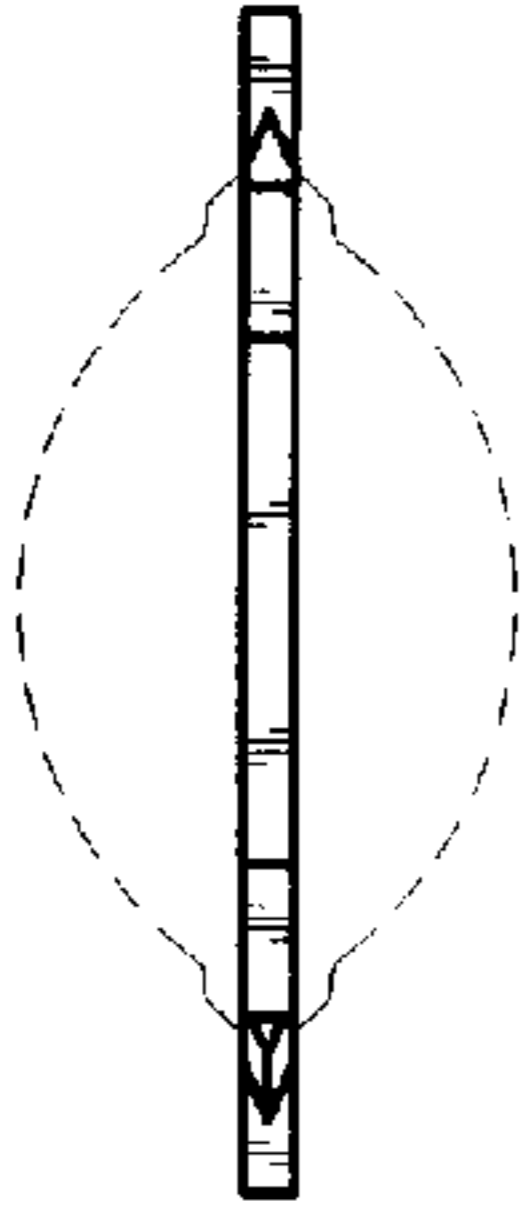


FIG. 2

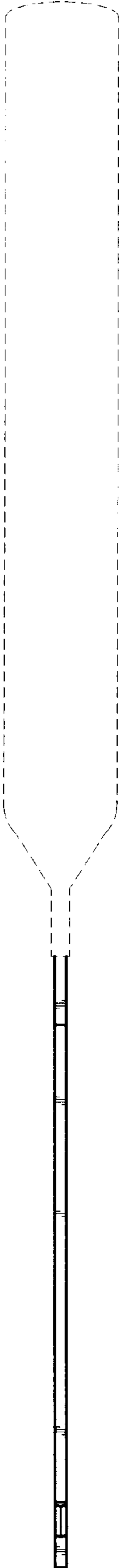


FIG. 3

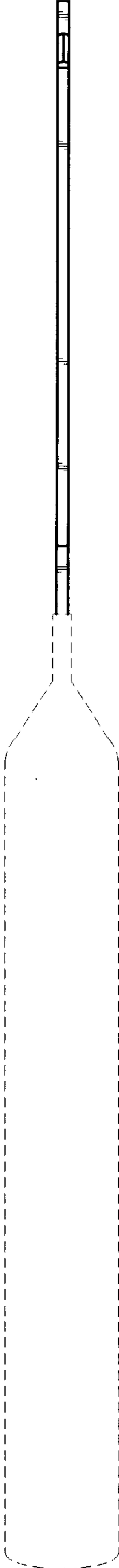


FIG. 4

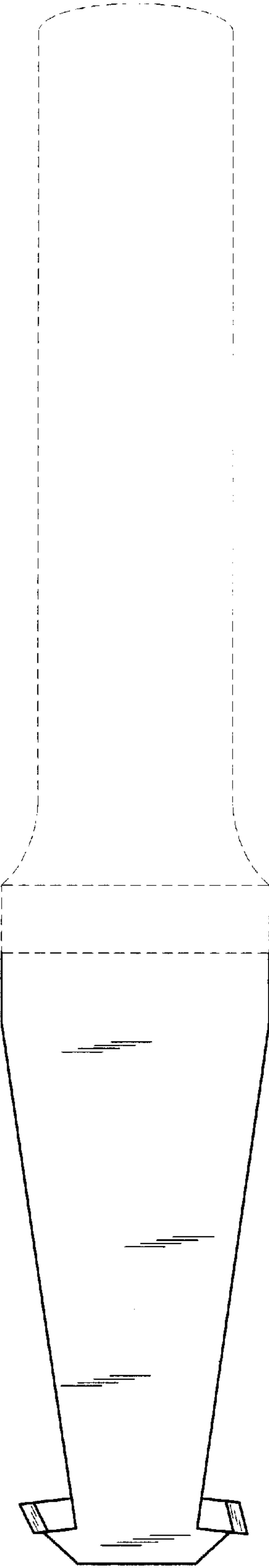


FIG. 5