

US00D521320S

(12) **United States Design Patent**
Ray

(10) **Patent No.:** **US D521,320 S**

(45) **Date of Patent:** **** May 23, 2006**

(54) **PLATE**

(75) **Inventor:** **Rachael Ray**, New York, NY (US)

(73) **Assignee:** **Watch Entertainment, Inc.**, New York, NY (US)

(**) **Term:** **14 Years**

(21) **Appl. No.:** **29/211,320**

(22) **Filed:** **Aug. 13, 2004**

(51) **LOC (8) Cl.** **07-01**

(52) **U.S. Cl.** **D7/579; D7/566; D7/586**

(58) **Field of Classification Search** D7/584,
D7/586, 587, 500, 545-549, 566, 570, 505,
D7/550, 600, 602, 430, 578, 579, 539, 564,
D7/556; 220/574, 575, 605, 606; 206/518,
206/520, 575; D27/114

See application file for complete search history.

(56) **References Cited**

U.S. PATENT DOCUMENTS

D92,048 S * 4/1934 Unger D27/114
3,610,510 A * 10/1971 Lowry 206/822

D233,882 S * 12/1974 Domnitz D9/425
D270,600 S * 9/1983 Miller D7/676
D287,449 S * 12/1986 Laslo D7/551.1
D372,834 S * 8/1996 Wagner D7/354
D415,657 S * 10/1999 Cornelissen D7/566
D422,843 S * 4/2000 Rashid D7/555
D444,350 S * 7/2001 Indekeu D7/566
D486,992 S * 2/2004 Henry et al. D7/359

* cited by examiner

Primary Examiner—Charles A. Rademaker

(74) *Attorney, Agent, or Firm*—Greenberg Traurig, LLP

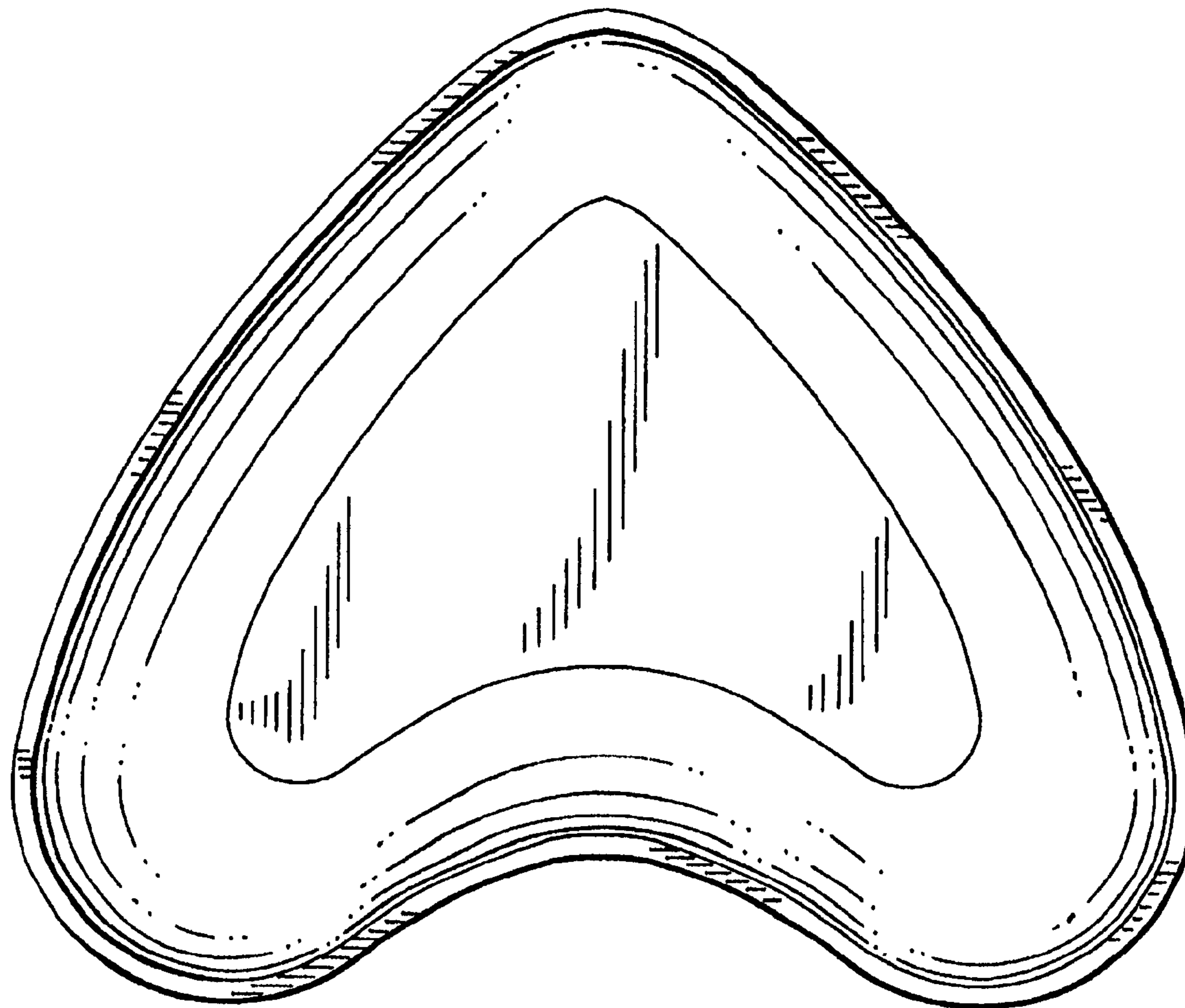
(57) **CLAIM**

The ornamental design for a plate, as shown and described.

DESCRIPTION

FIG. 1 is a top pan view of a plate showing my new design;
FIG. 2 is a front elevation thereof;
FIG. 3 is a left side elevation with respect to FIG. 1, the right
side being a mirror image;
FIG. 4 is a rear elevation thereof; and,
FIG. 5 is a bottom plan view thereof.

1 Claim, 2 Drawing Sheets



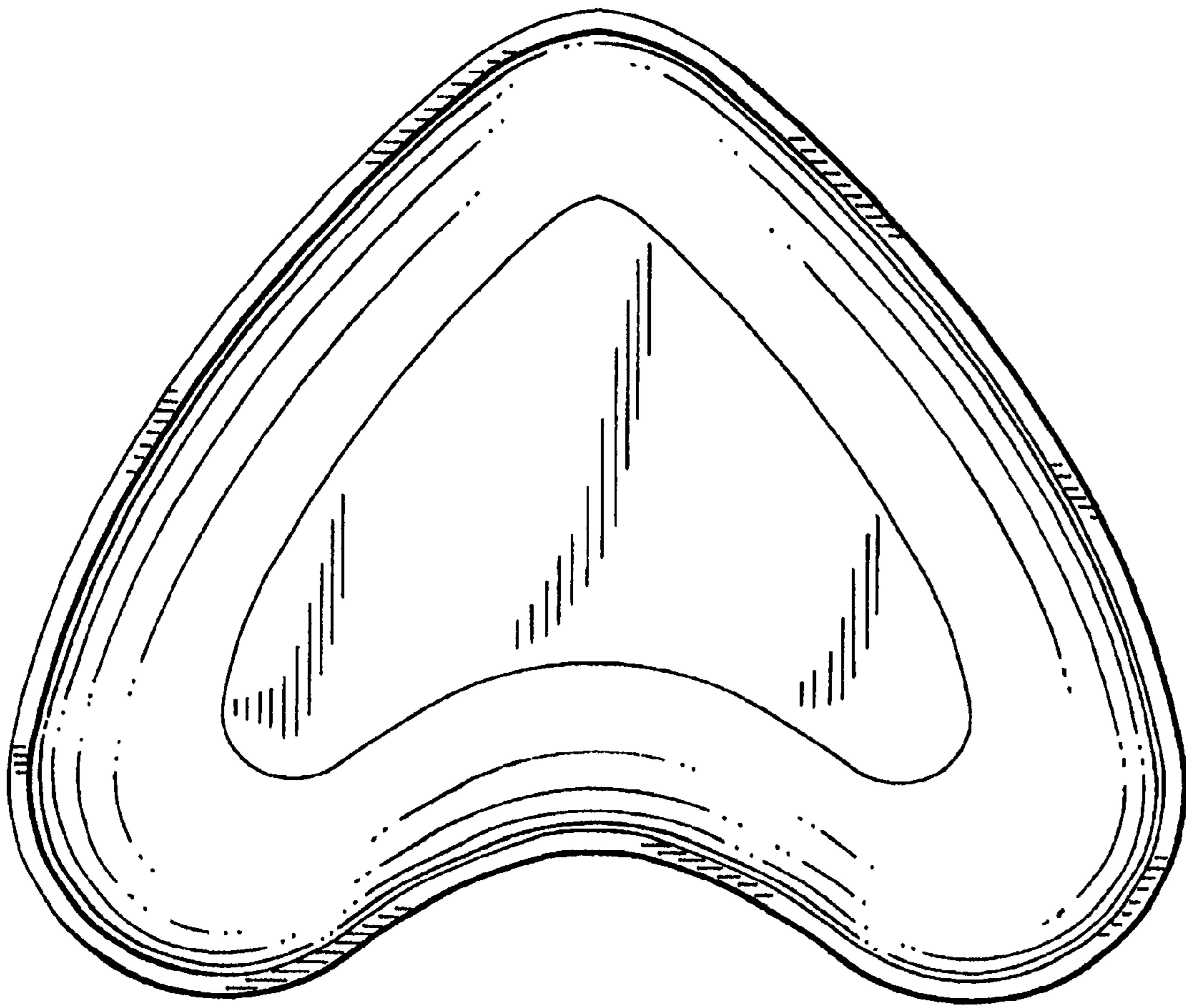


FIG. 1




FIG. 2




FIG.3




FIG.4

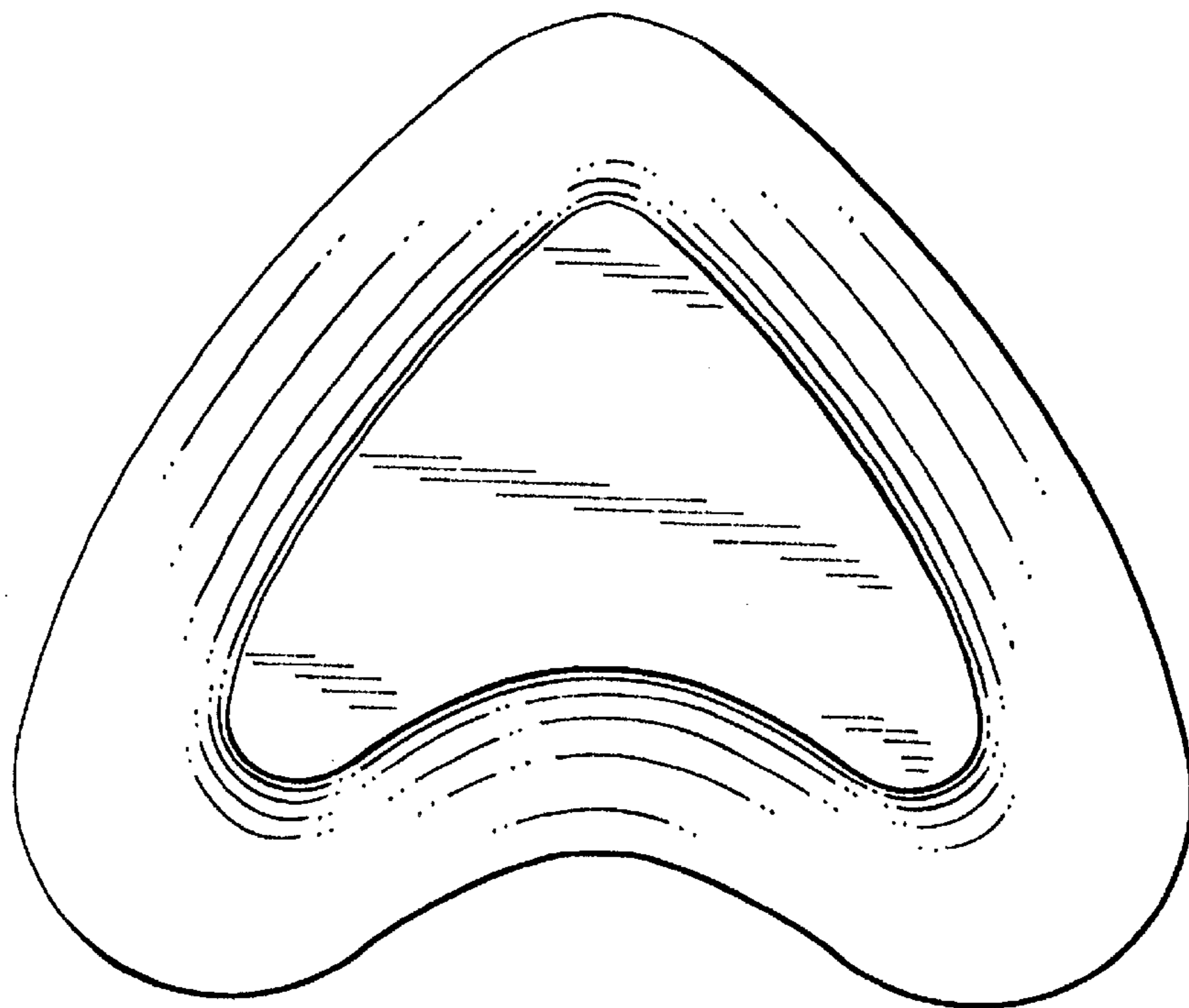


FIG.5