

US00D521285S

(12) **United States Design Patent**
Schmidt et al.

(10) **Patent No.:** **US D521,285 S**

(45) **Date of Patent:** **** May 23, 2006**

(54) **STORAGE CABINET**

(75) Inventors: **Duane A. Schmidt**, Newburgh, IN (US); **Allan R. Steinkuhl**, Evansville, IN (US); **Joseph L. Coleman**, Evansville, IN (US)

(73) Assignee: **Whirlpool Corporation**, Benton Harbor, MI (US)

(**) Term: **14 Years**

(21) Appl. No.: **29/233,547**

(22) Filed: **Jul. 6, 2005**

Related U.S. Application Data

(62) Division of application No. 29/217,109, filed on Nov. 12, 2004, now Pat. No. Des. 510,831.

(51) **LOC (8) Cl.** **06-06**

(52) **U.S. Cl.** **D6/510**

(58) **Field of Classification Search** D6/509-510, D6/432, 396-397, 443, 446, 448; D34/1, D34/12, 27; 312/258, 257.1, 107, 334.41, 312/245, 198, 265.3, 263
See application file for complete search history.

(56) **References Cited**

U.S. PATENT DOCUMENTS

D95,158 S * 4/1935 Surerus D25/158

5,807,021 A * 9/1998 Aaron 404/19
D409,613 S * 5/1999 McGee et al. D14/189
D471,377 S * 3/2003 Gledhill et al. D6/432

* cited by examiner

Primary Examiner—Holly H. Baynham

(74) *Attorney, Agent, or Firm*—Stephen Krefman; Robert O. Rice; John F. Colligan

(57) **CLAIM**

The ornamental design for a storage cabinet, as shown and described.

DESCRIPTION

FIG. 1 is a right front perspective view of the design of the storage cabinet;

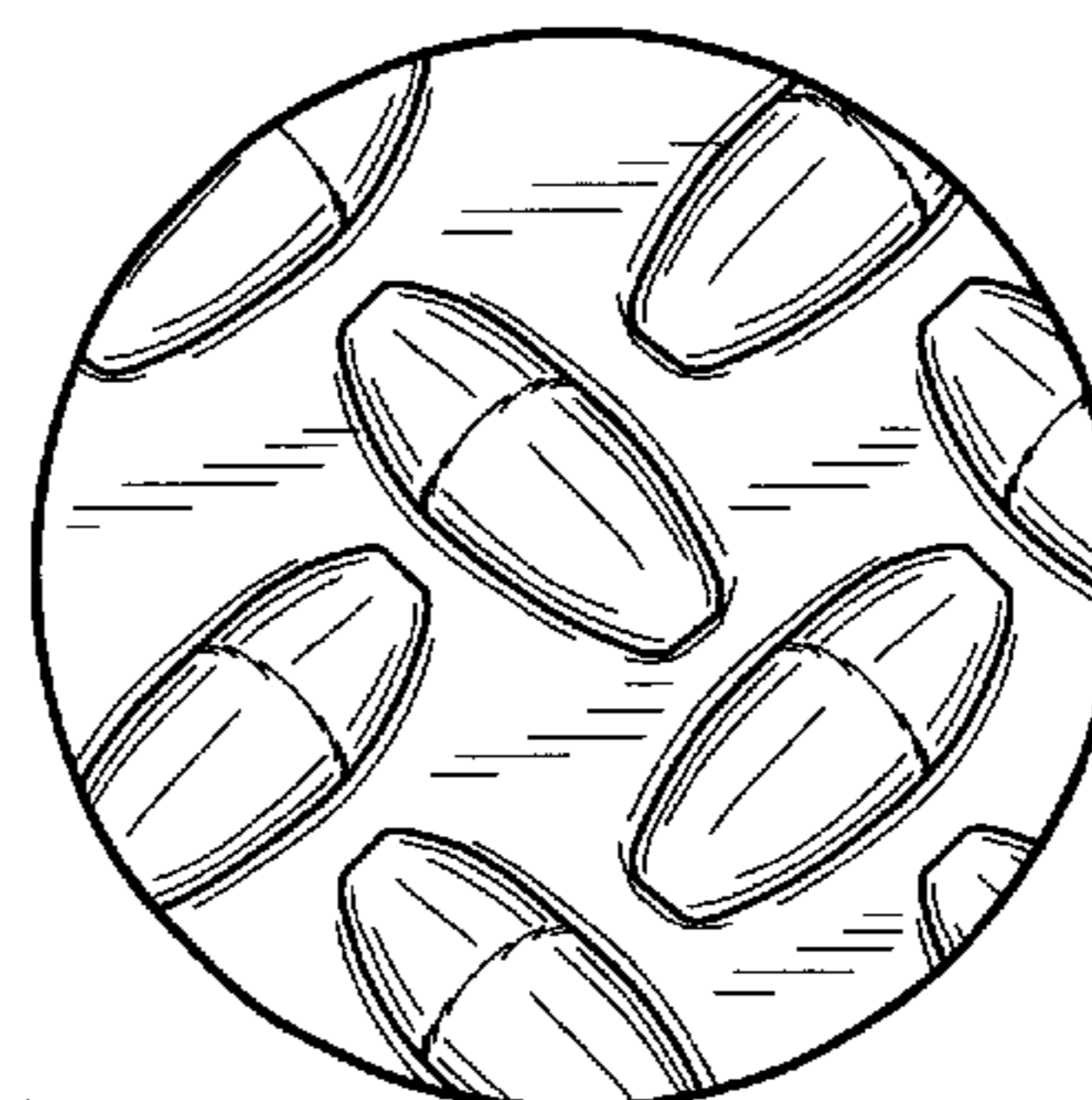
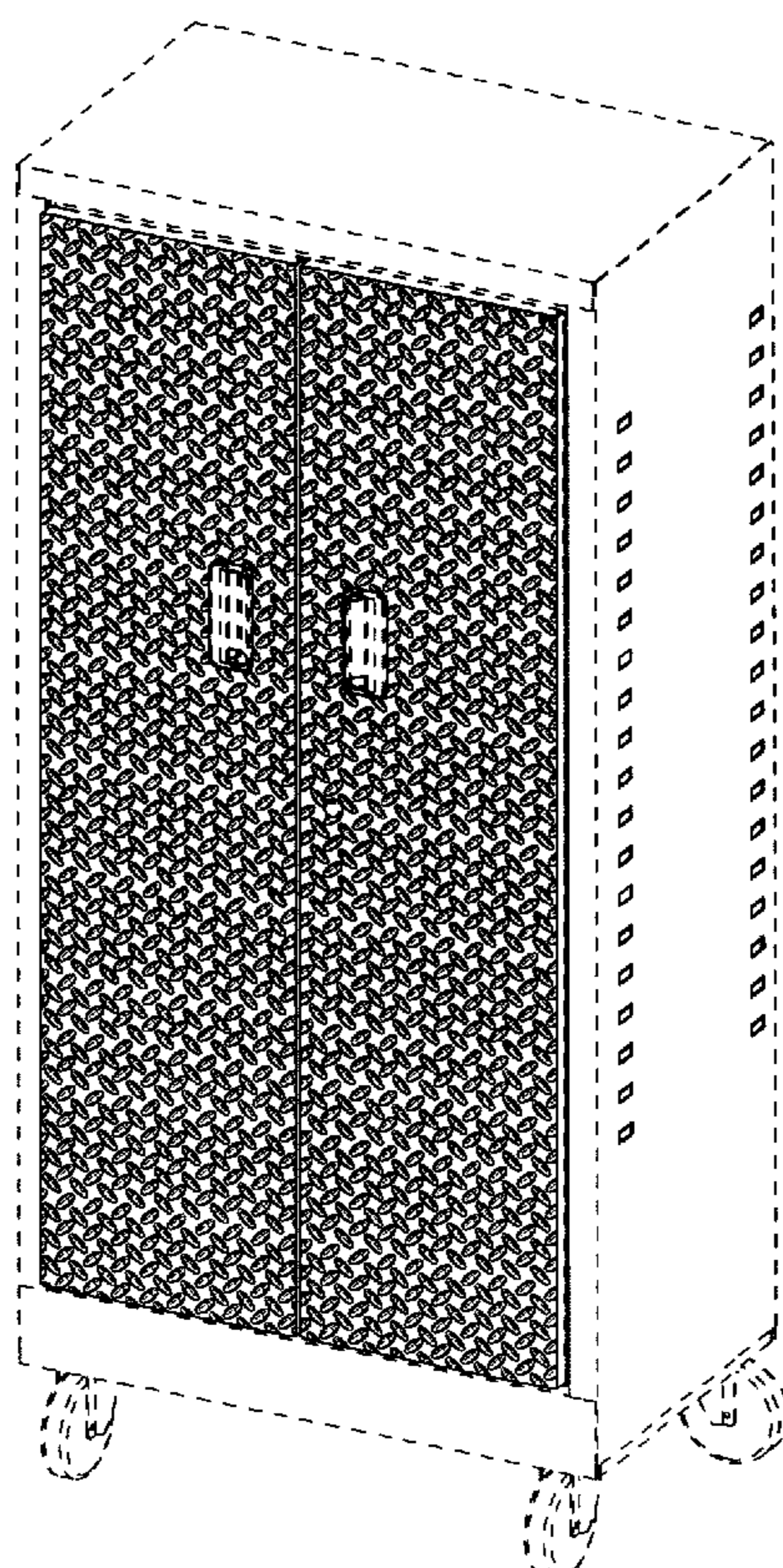
FIG. 2 is a front elevational view thereof. The ornamental design is not visible in a rear view, top plan view or bottom view; and,

FIG. 3 is an enlarged view of the pattern on the storage cabinet doors of the embodiment as shown in FIG. 1.

The characteristic feature of the ornamental design resides in the use of a pattern on the storage cabinet doors.

Those portions of storage cabinet in broken lines, specifically the surfaces of the storage cabinet at the top and bottom edges of the doors and surfaces extending back from the doors including other surfaces of the storage cabinet are for illustrative purposes only and are not part of the claimed invention.

1 Claim, 2 Drawing Sheets



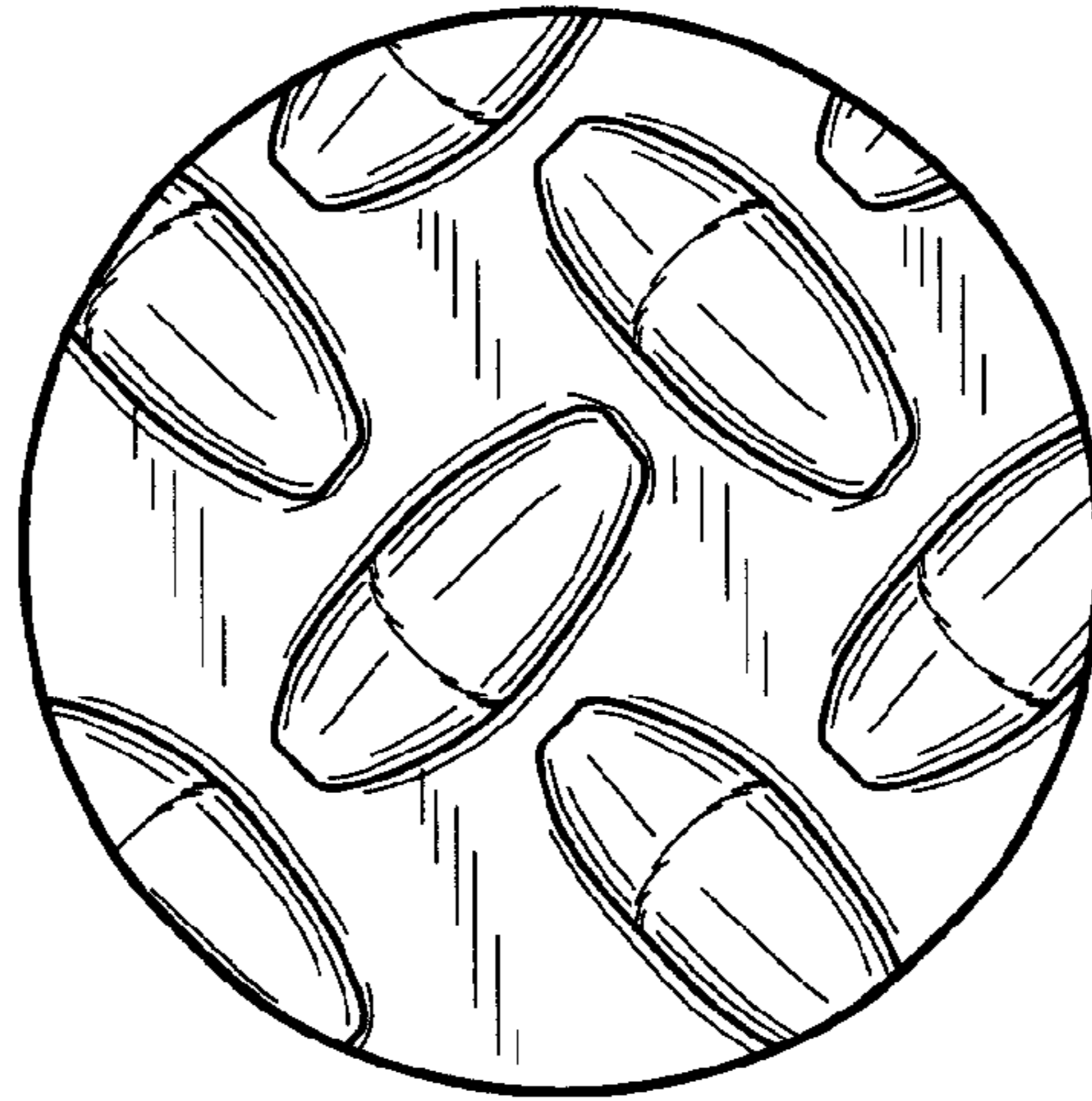


Fig. 3

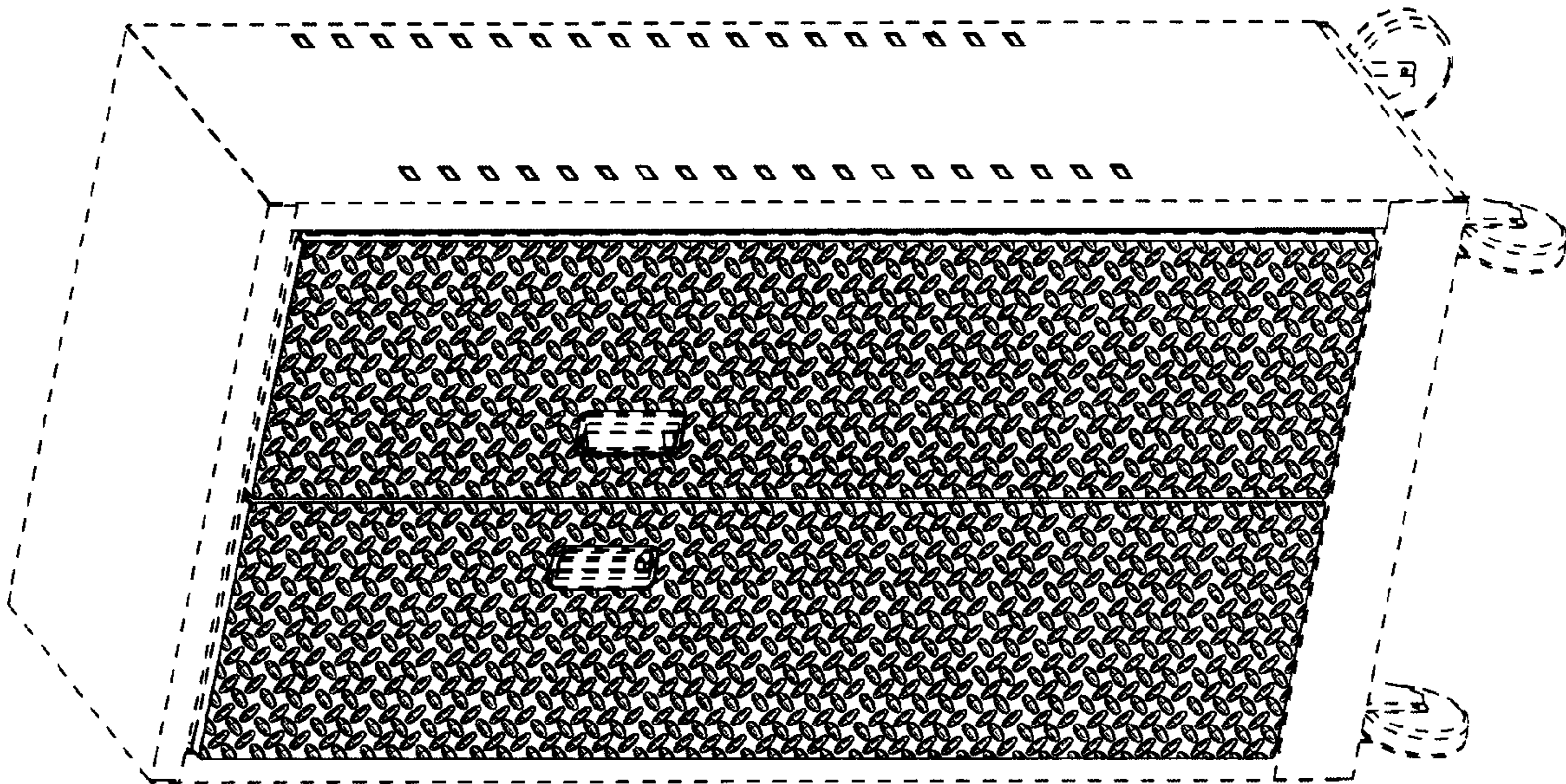


Fig. 1




Fig. 2

UNITED STATES PATENT AND TRADEMARK OFFICE
CERTIFICATE OF CORRECTION

PATENT NO. : Des. 521,285 S
APPLICATION NO. : 29/233547
DATED : May 23, 2006
INVENTOR(S) : Duane A. Schmidt et al.

Page 1 of 1

It is certified that error appears in the above-identified patent and that said Letters Patent is hereby corrected as shown below:

On the Title Page, item 62, under "Related U.S. Application Data", add the following to the end of the sentence: -- ; which is a division of design application 29/173,469 filed on December 30, 2002, now Pat. No. Des. 503,840 --.

Signed and Sealed this

Eighteenth Day of November, 2008

A handwritten signature in black ink that reads "Jon W. Dudas". The signature is written in a cursive style with a large, stylized initial 'J'.

JON W. DUDAS

Director of the United States Patent and Trademark Office