



US00D521274S

(12) **United States Design Patent**
Dusenberry

(10) **Patent No.:** **US D521,274 S**

(45) **Date of Patent:** **** May 23, 2006**

(54) **MERCHANDISING DISPLAY**

(75) Inventor: **Kenneth W. Dusenberry**, Summerfield, NC (US)

(73) Assignee: **Liberty Hardware Mfg. Corp.**, Winston-Salem, NC (US)

(**) Term: **14 Years**

(21) Appl. No.: **29/220,002**

(22) Filed: **Dec. 22, 2004**

(51) **LOC (8) Cl.** **06-04**

(52) **U.S. Cl.** **D6/470**

(58) **Field of Classification Search** D6/396,

D6/397, 402, 436, 470, 472, 476; 211/13.1, 211/85.1, 85.3, 85.4, 85.17, 45, 50, 55, FOR 100, 211/85.26; 312/114, 118, 119

See application file for complete search history.

(56) **References Cited**

U.S. PATENT DOCUMENTS

- 1,697,235 A * 1/1929 Franke 211/82
- D251,945 S * 5/1979 Offredi D6/436
- D258,629 S * 3/1981 Borzner et al. D6/446
- D279,743 S * 7/1985 Kellogg D6/467

- 5,553,724 A * 9/1996 Moher et al. 312/118
- D379,631 S * 6/1997 Odom D6/446
- D403,535 S * 1/1999 Wilbert D6/470
- D461,975 S * 8/2002 Zellars et al. D6/470
- D498,614 S * 11/2004 Kalaouze D6/470

* cited by examiner

Primary Examiner—Cathron C. Brooks

(74) *Attorney, Agent, or Firm*—Edgar A. Zarins; Lloyd D. Doigan

(57) **CLAIM**

The ornamental design for a merchandising display, as shown and described.

DESCRIPTION

FIG. 1 is a front elevational view of a merchandising display showing my new design;


FIG. 2 is a left side view thereof; and,

FIG. 3 is a top plan view thereof.

The broken lines shown are for illustrative purposes only and form no part of the claimed design.

The cut lines shown in FIGS. 1–3 indicates that a particular height and width of the merchandising display is not being claimed.

1 Claim, 2 Drawing Sheets



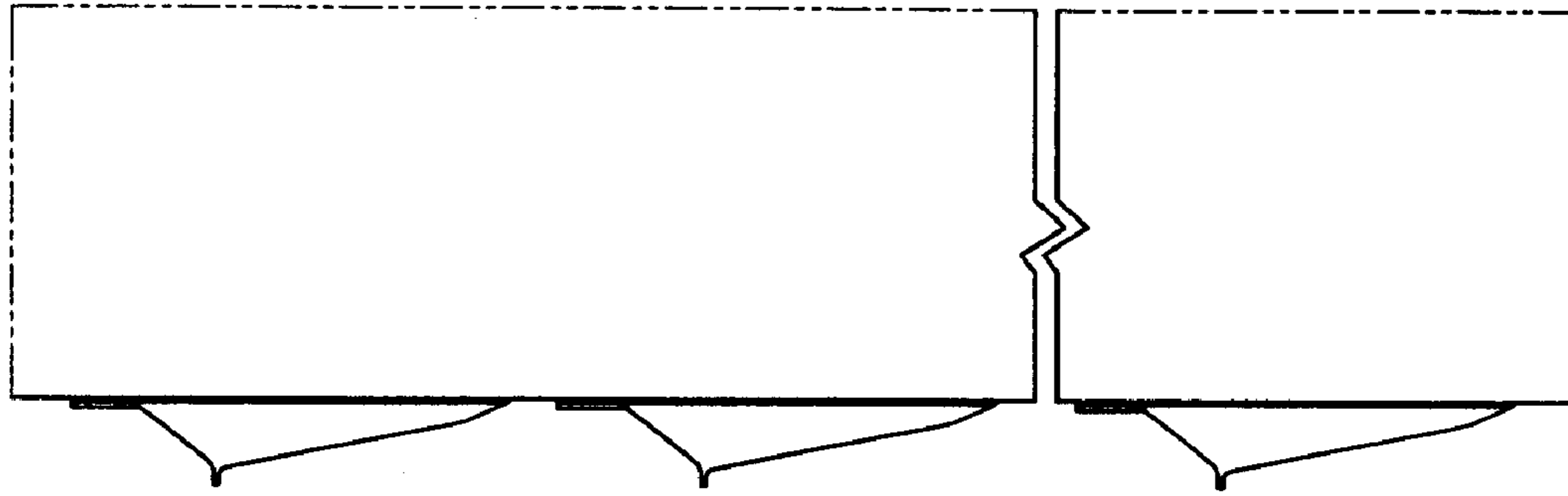


Fig-2

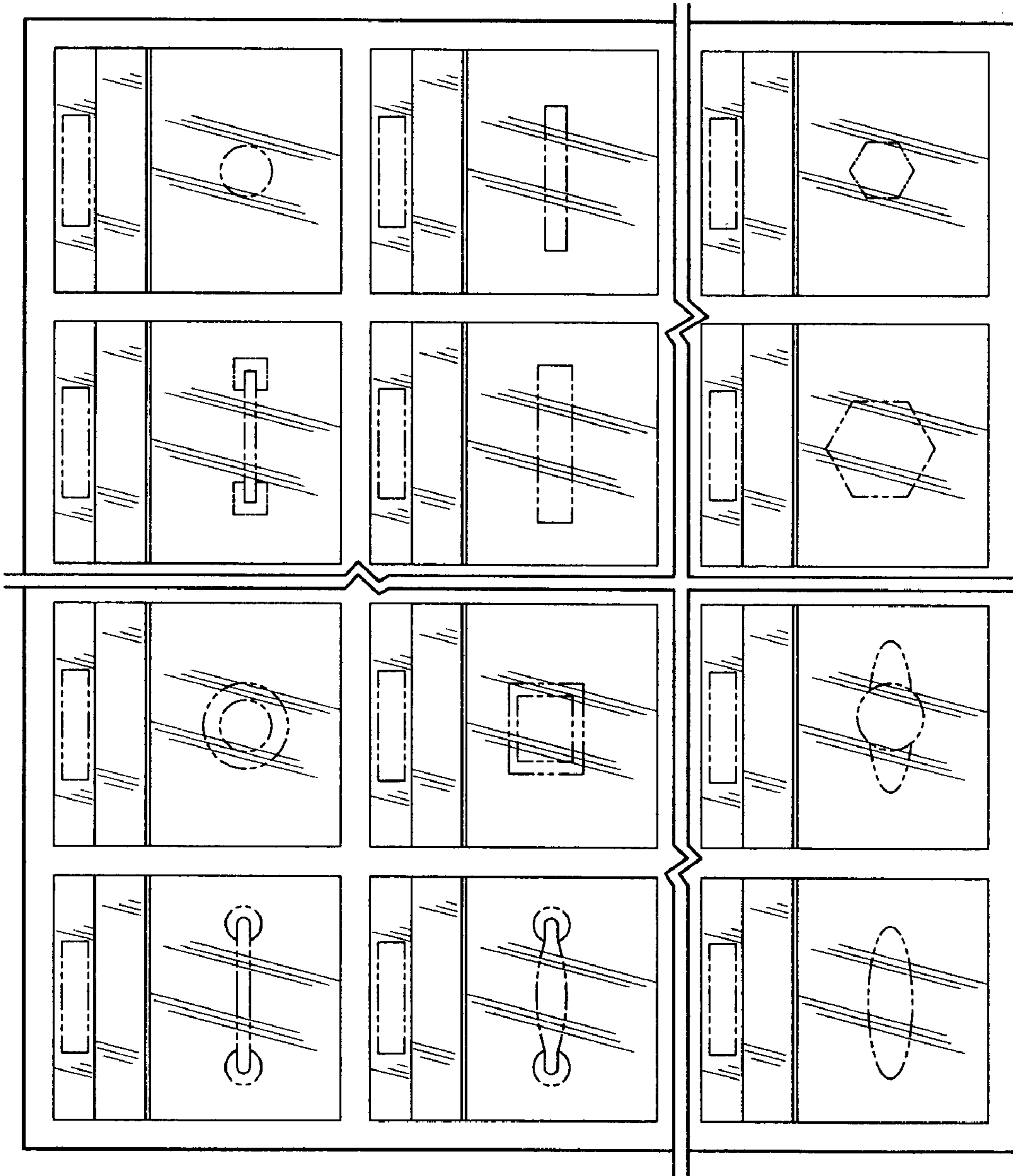


Fig-1

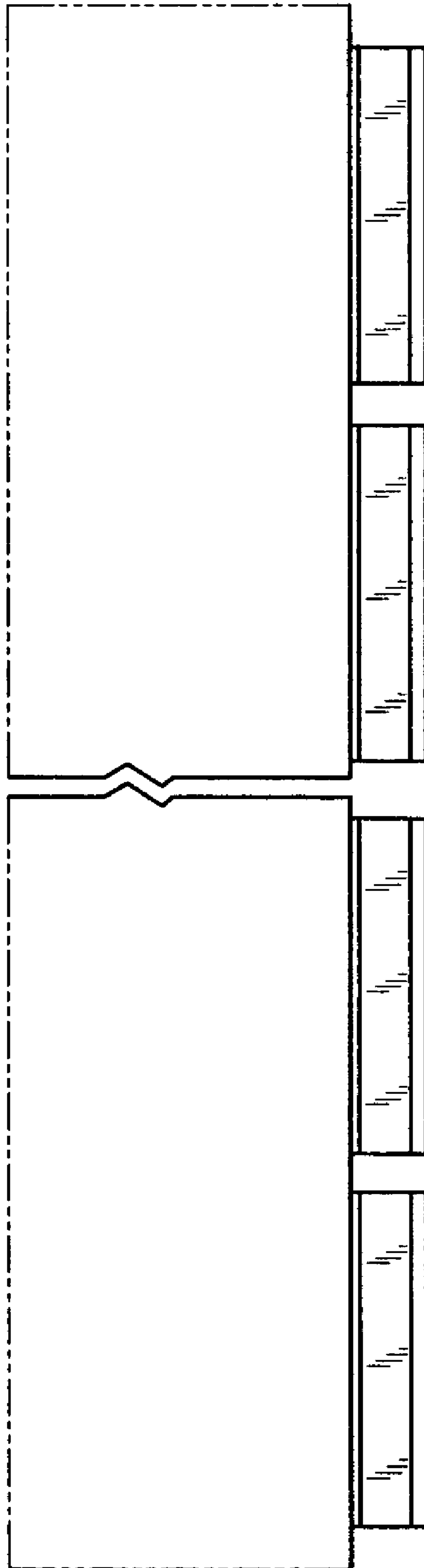


Fig-3