



US00D521273S

(12) **United States Design Patent**
Chadwick

(10) **Patent No.:** **US D521,273 S**

(45) **Date of Patent:** **** May 23, 2006**

(54) **DESKTOP CUPBOARD**

(75) Inventor: **Paul Alexander Chadwick**, Bristol (GB)

(73) Assignee: **Paul Chadwick**, Bristol (GB)

(**) Term: **14 Years**

(21) Appl. No.: **29/177,059**

(22) Filed: **Mar. 4, 2003**

(51) **LOC (8) Cl.** **06-04**

(52) **U.S. Cl.** **D6/446; D6/447**

(58) **Field of Classification Search** D6/481,
D6/429, 436, 438, 439, 445, 446, 448, 470;
D19/75, 77, 95; 312/204, 205, 270.1, 270.2,
312/270.3, 294, 305, 326

See application file for complete search history.

(56) **References Cited**

U.S. PATENT DOCUMENTS

- D283,183 S * 4/1986 Bendixen D6/436
- D332,969 S * 2/1993 Ancona et al. D19/77
- D337,653 S * 7/1993 Hassel et al. D19/75
- D341,010 S * 11/1993 Johnson D6/481

- D367,383 S * 2/1996 Hatrick-Smith D6/470
- D417,981 S * 12/1999 Zwicker D6/481
- D441,983 S * 5/2001 Berlic D6/443
- D444,315 S * 7/2001 Brown D6/436

* cited by examiner

Primary Examiner—Cathron C. Brooks

(57) **CLAIM**

The ornamental design for a desktop cupboard, as shown and described.

DESCRIPTION

FIG. 1 is a front, right side and top perspective view of a desktop cupboard, with one of the side doors shown in an opened position, the opposite door not shown being a mirror image of that shown;

FIG. 2 is a front view thereof, with both of the side doors shown in an opened position;


FIG. 3 is a rear view of the desktop cupboard, with both doors shown in a closed position;

FIG. 4 is a top plan view of FIG. 3;

FIG. 5 is a right side view of FIG. 3; the left side view being a mirror image; and,

FIG. 6 is a bottom plan view of FIG. 3.

1 Claim, 6 Drawing Sheets






FIG.1

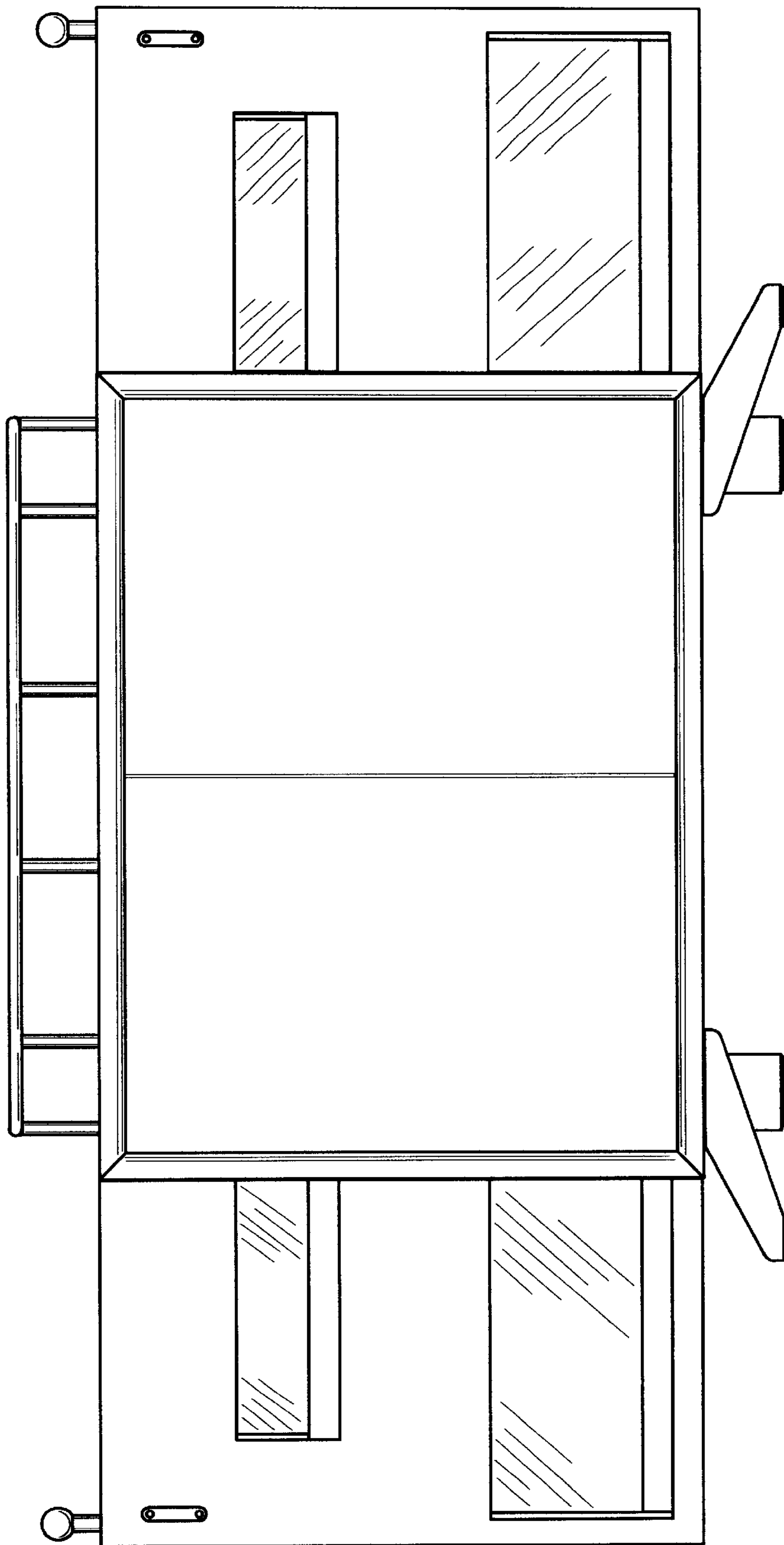
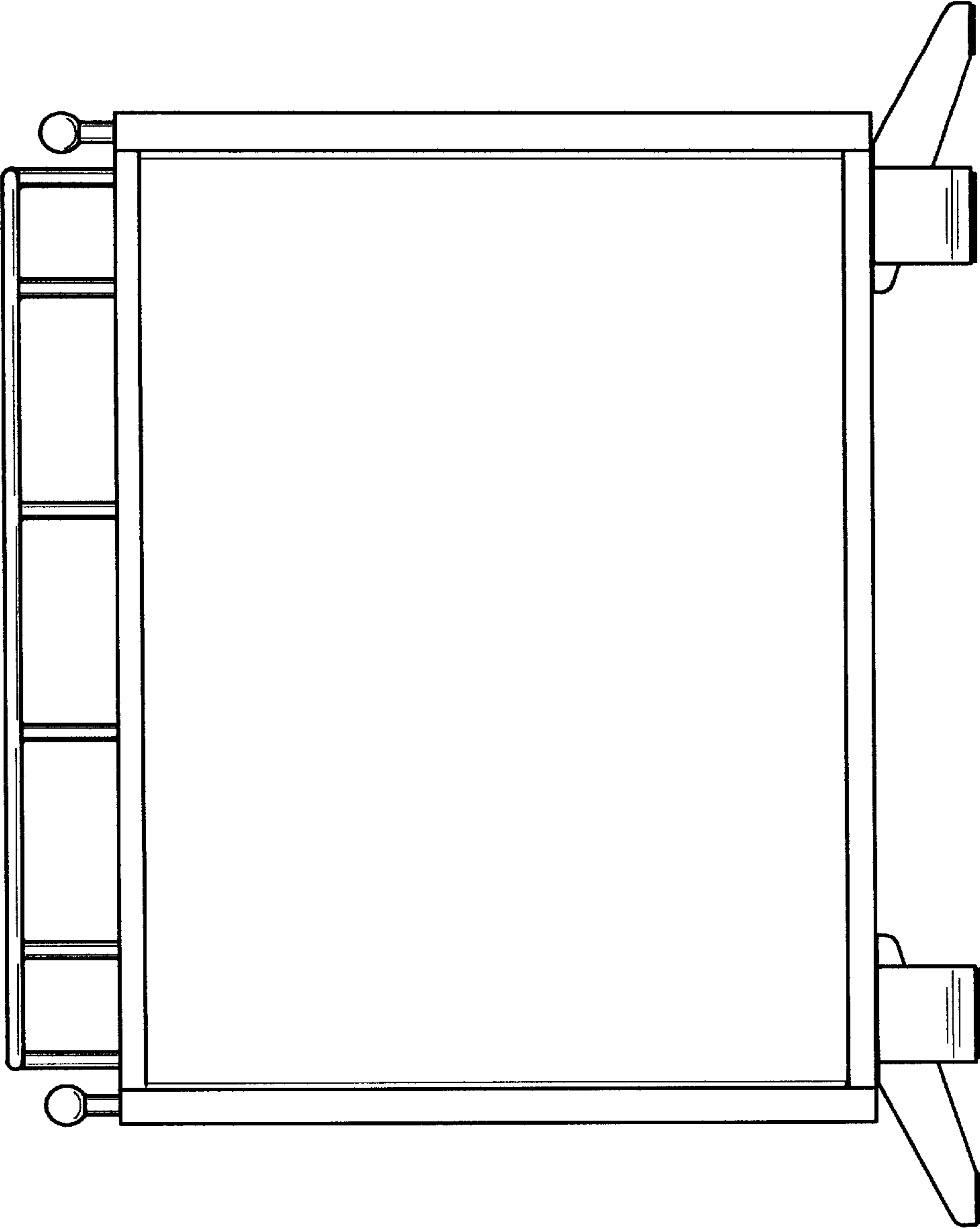


FIG. 2

FIG. 3



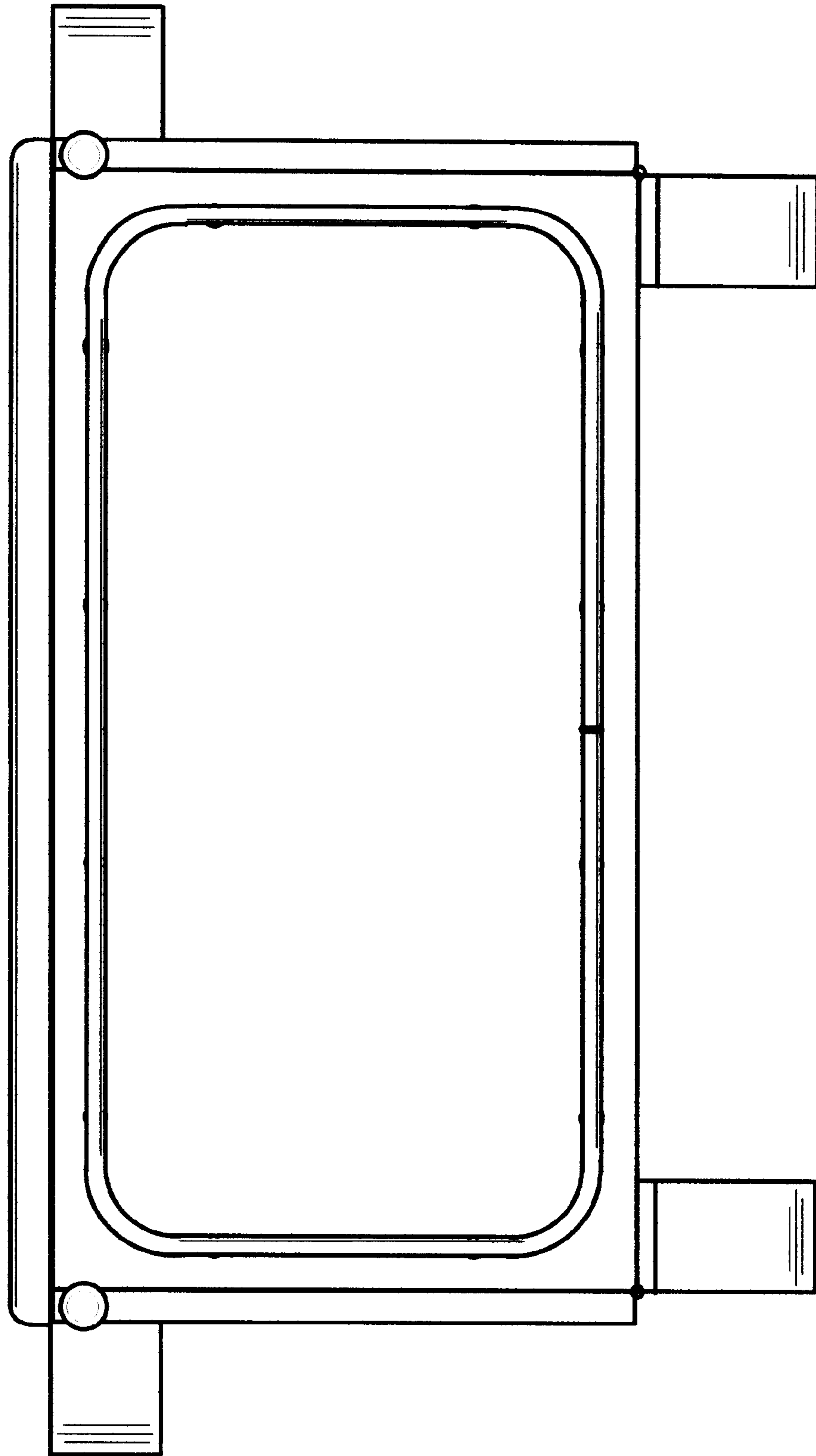



FIG.4

FIG. 5



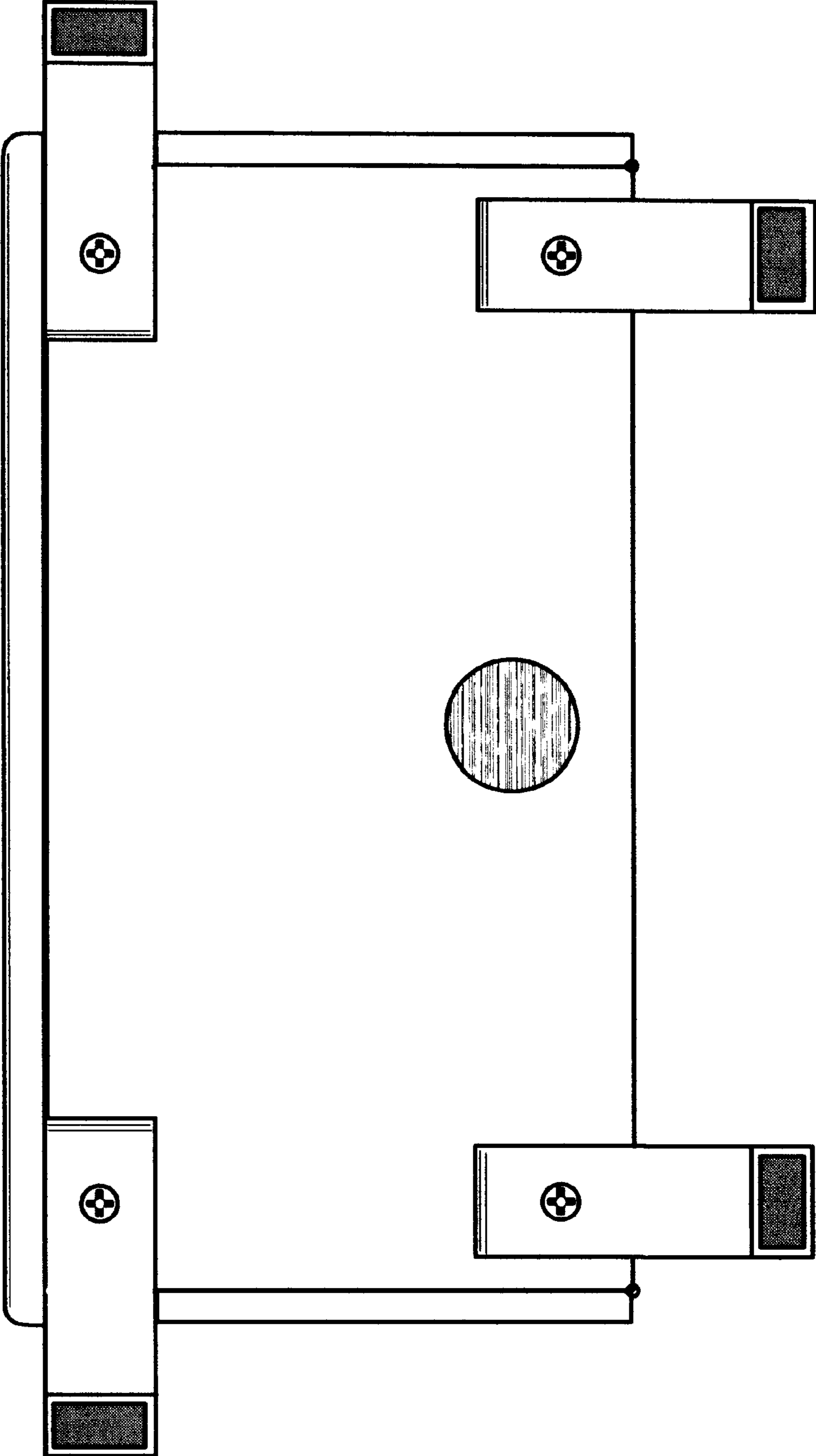


FIG. 6