

US00D521261S

(12) **United States Design Patent**
Murphy et al.

(10) **Patent No.:** **US D521,261 S**

(45) **Date of Patent:** **** May 23, 2006**

(54) **RECLINING CHAIR**

(76) Inventors: **Kevin John Murphy**, 2857 Morley Dr.,
Oakland, CA (US) 94611-2547; **Galen
Cranz**, 5862 Birch Ct., Oakland, CA
(US) 94618

(**) Term: **14 Years**

(21) Appl. No.: **29/225,143**

(22) Filed: **Mar. 12, 2005**

(51) **LOC (8) Cl.** **06-01**

(52) **U.S. Cl.** **D6/361**

(58) **Field of Classification Search** D6/334,
D6/335, 336, 360, 361, 367, 368, 370, 374,
D6/375, 500-502; 297/423.1, 452.12, 452.13,
297/452.17, 452.63

See application file for complete search history.

(56) **References Cited**

U.S. PATENT DOCUMENTS

D145,092 S	6/1946	Laskowitz	
D166,983 S	* 6/1952	Laskowitz	D6/361
D175,624 S	* 9/1955	Laskowitz	D6/361
D191,164 S	* 8/1961	Sher	D6/361
D220,690 S	* 5/1971	Ferro	D6/336
D227,204 S	6/1973	Grierson	
D230,226 S	2/1974	Olko	
D235,822 S	* 7/1975	Hernandez	D6/361
D250,073 S	10/1978	Petersen	
D274,576 S	7/1984	Tiffany	
D278,004 S	3/1985	Sigona	
D291,390 S	* 8/1987	Biscarini	D6/361
D294,891 S	* 3/1988	Gyaami	D6/367

D308,768 S	* 6/1990	Ferro	D6/361
D325,676 S	4/1992	Parker	
D439,757 S	* 4/2001	Saad Rionda	D6/361

OTHER PUBLICATIONS

<http://www.geocities.com/Athens/Aegean/4217/LeCorbusier.html>.

* cited by examiner

Primary Examiner—Mimosa De

(74) *Attorney, Agent, or Firm*—R'Sue Popowich Caron

(57) **CLAIM**

We claim the ornamental design for a reclining chair, as shown and described.

DESCRIPTION

FIG. 1 is a bottom plan view of the reclining chair according to our new design.

FIG. 2 is a top plan view of the reclining chair of FIG. 1.

FIG. 3 is a left side elevational view of the reclining chair of FIG. 1, showing the chair in a fully upright position.

FIG. 4 is a right side elevational view of the reclining chair of FIG. 1, showing the chair in a fully upright position.


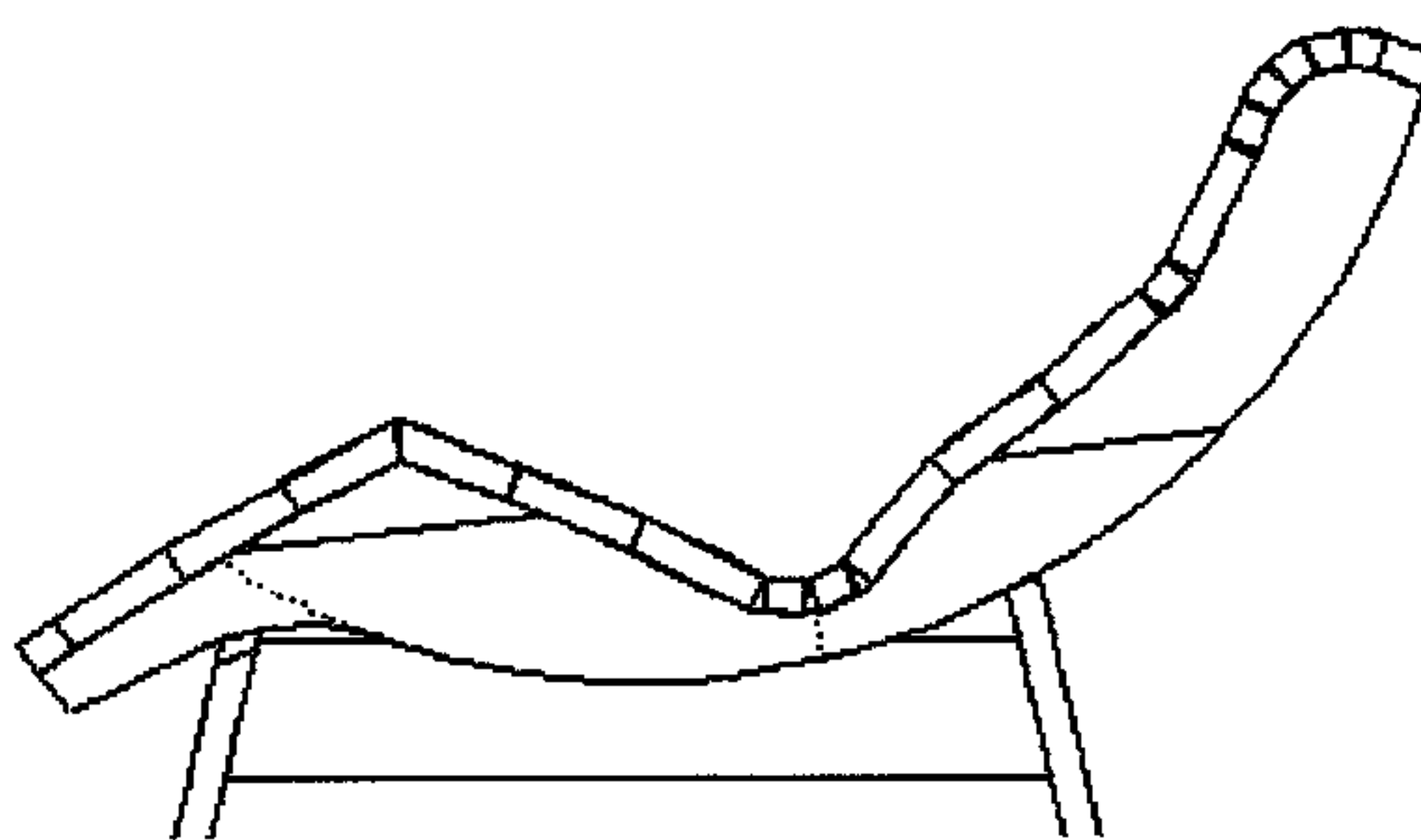
FIG. 5 is a front elevational view of the reclining chair of FIG. 1.

FIG. 6 is a rear elevational view of the reclining chair of FIG. 1.

FIG. 7 is a left side elevational view of the reclining chair of FIG. 1, showing the chair in a fully reclined position; and,

FIG. 8 is a left side elevational view of the reclining chair of FIG. 1, showing the chair in a semi-reclined position.

1 Claim, 8 Drawing Sheets



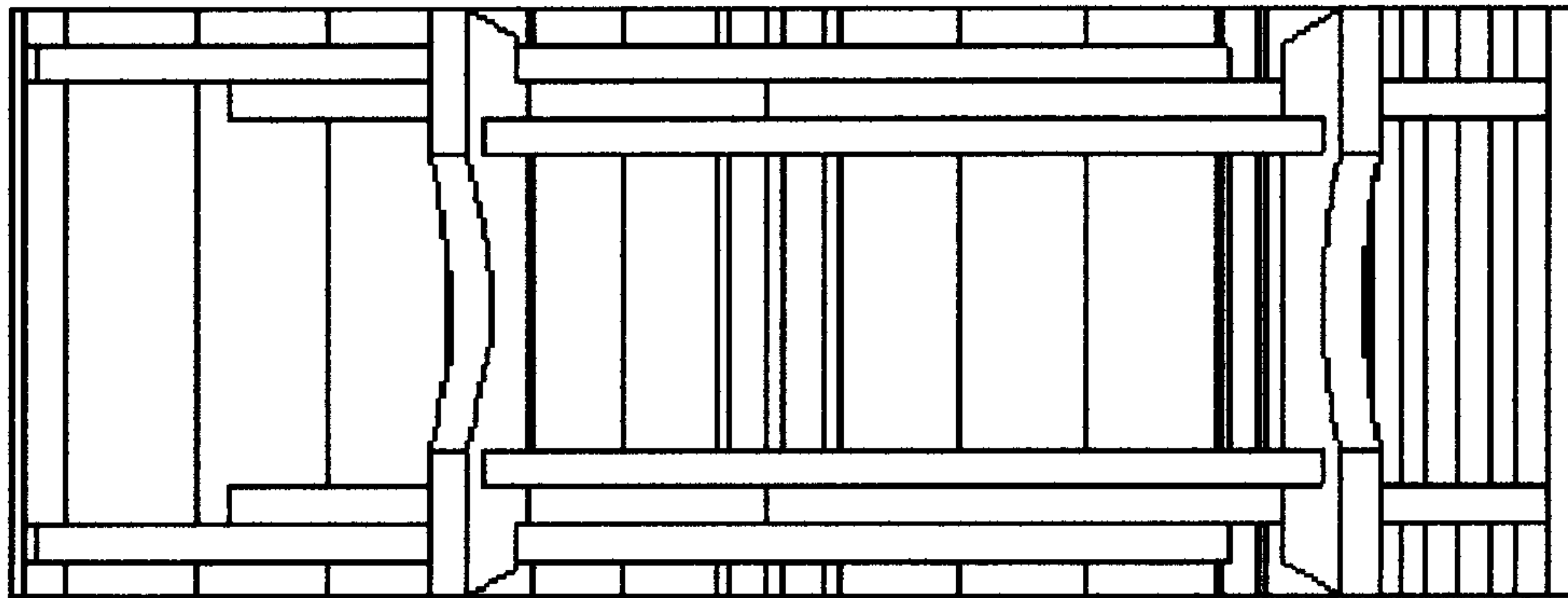


FIG. 1

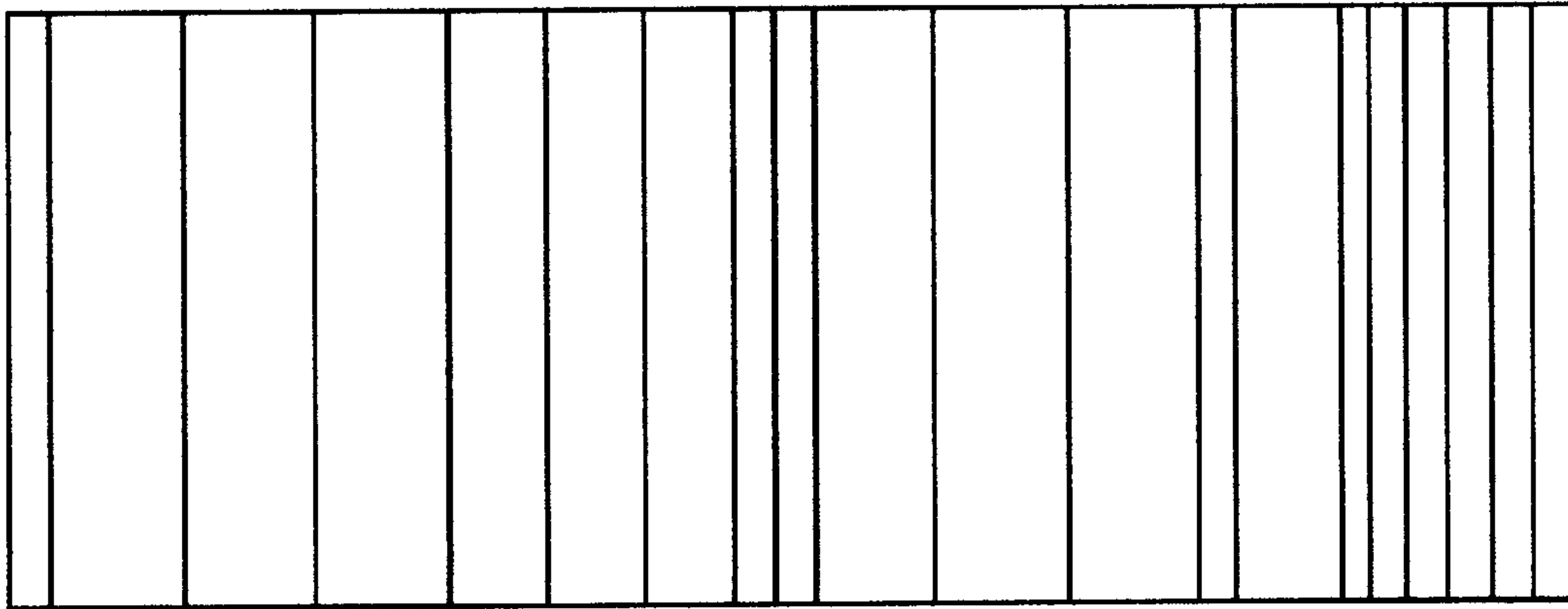


FIG. 2

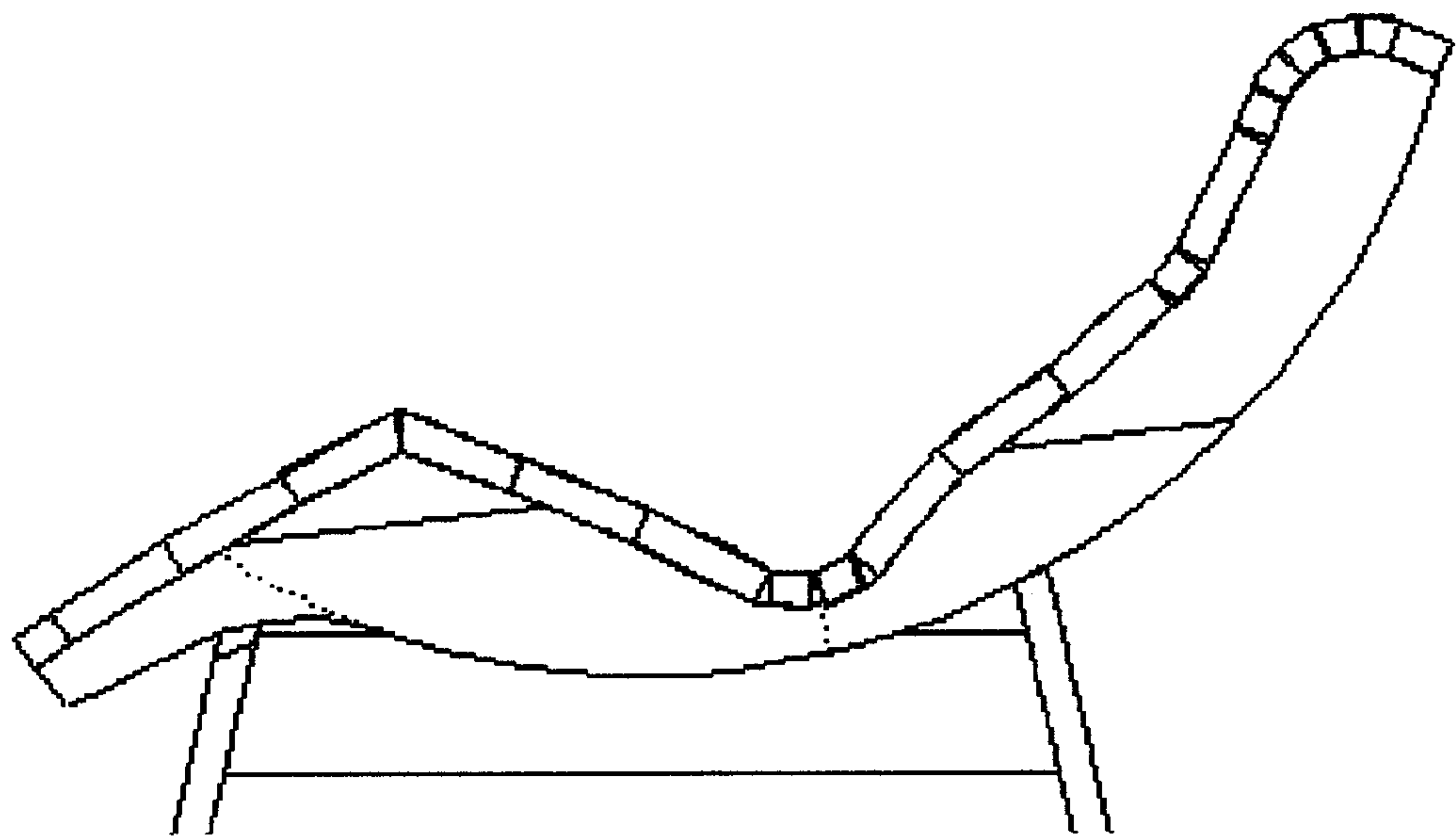


FIG. 3

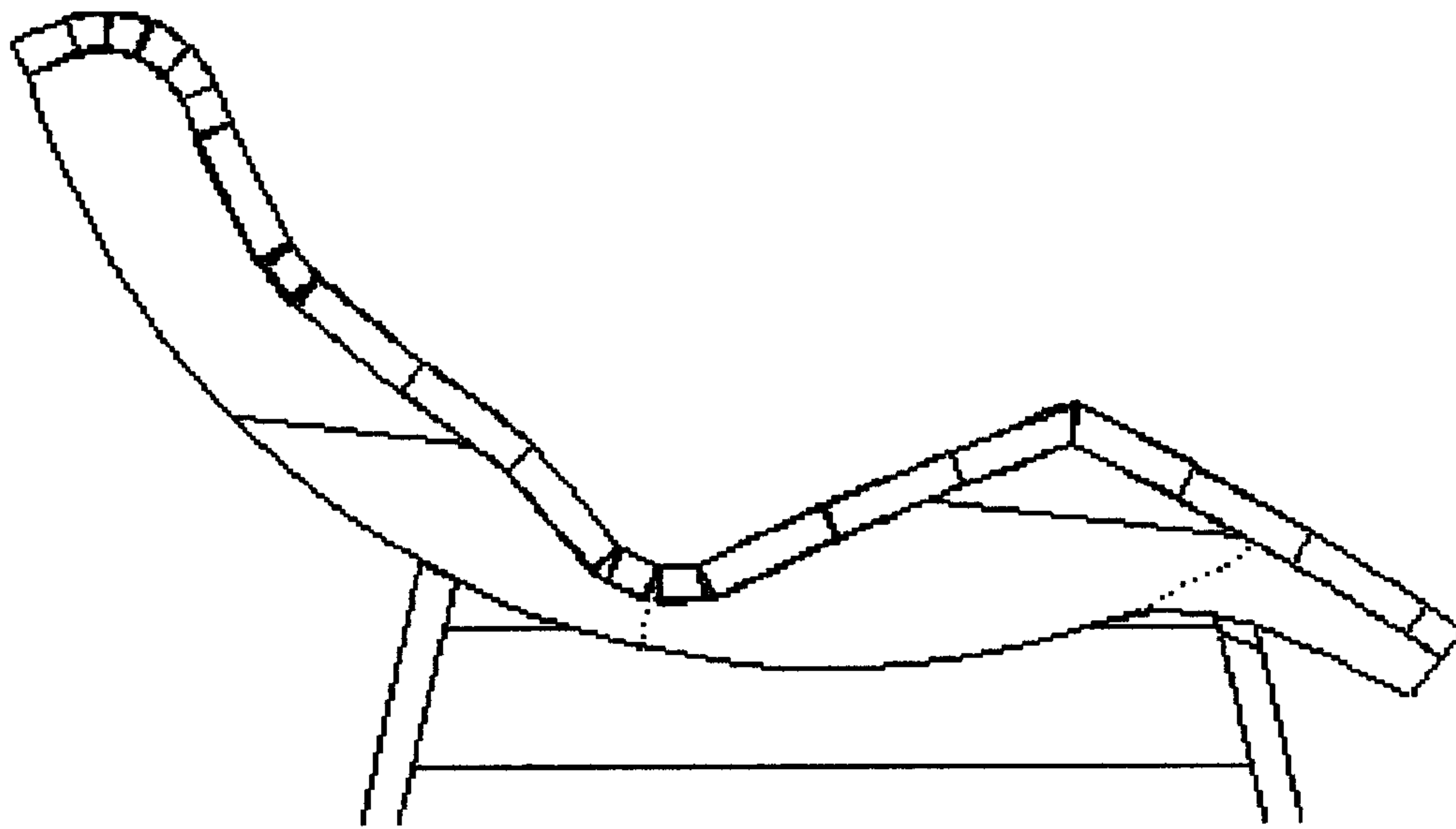


FIG. 4




FIG. 5




FIG. 6

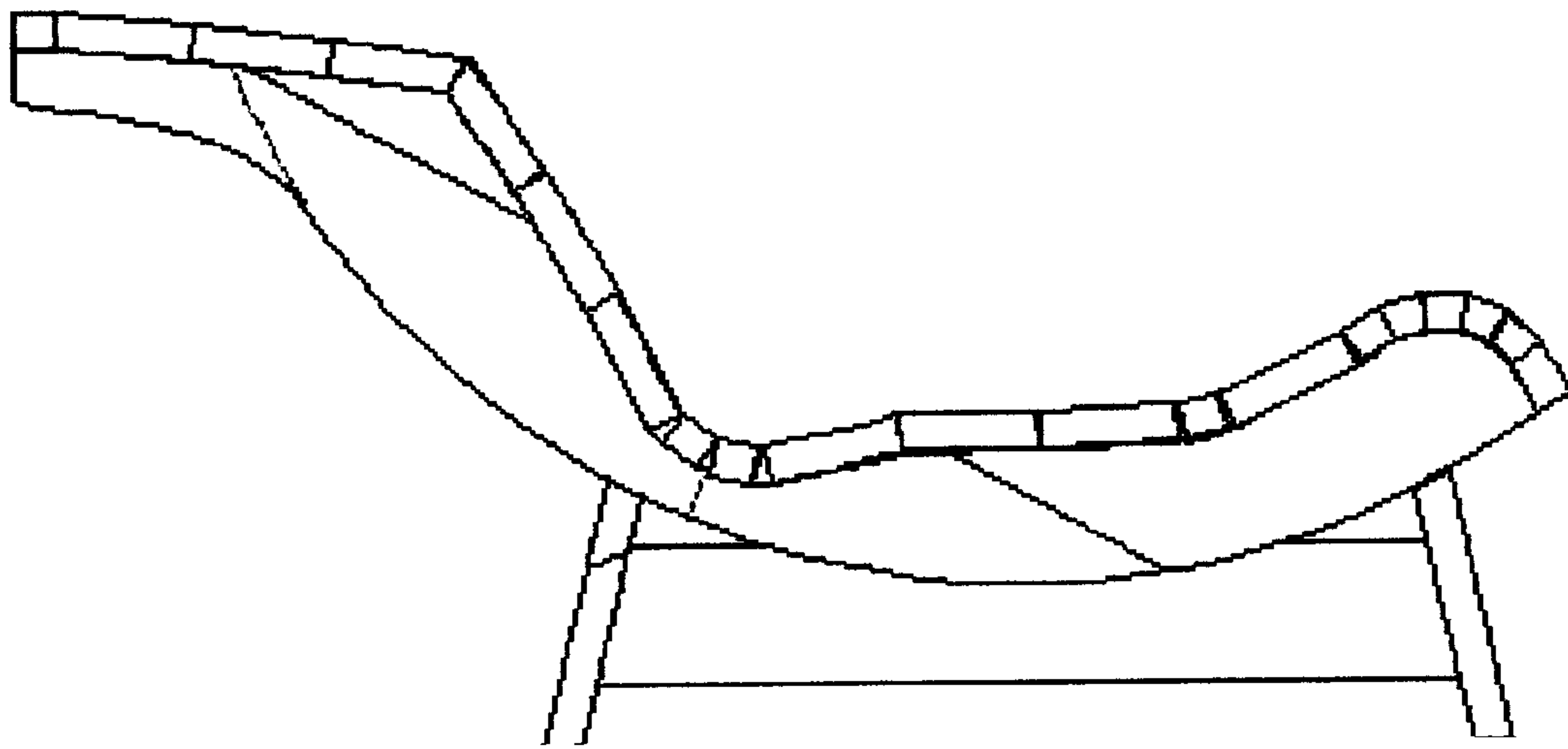


FIG. 7

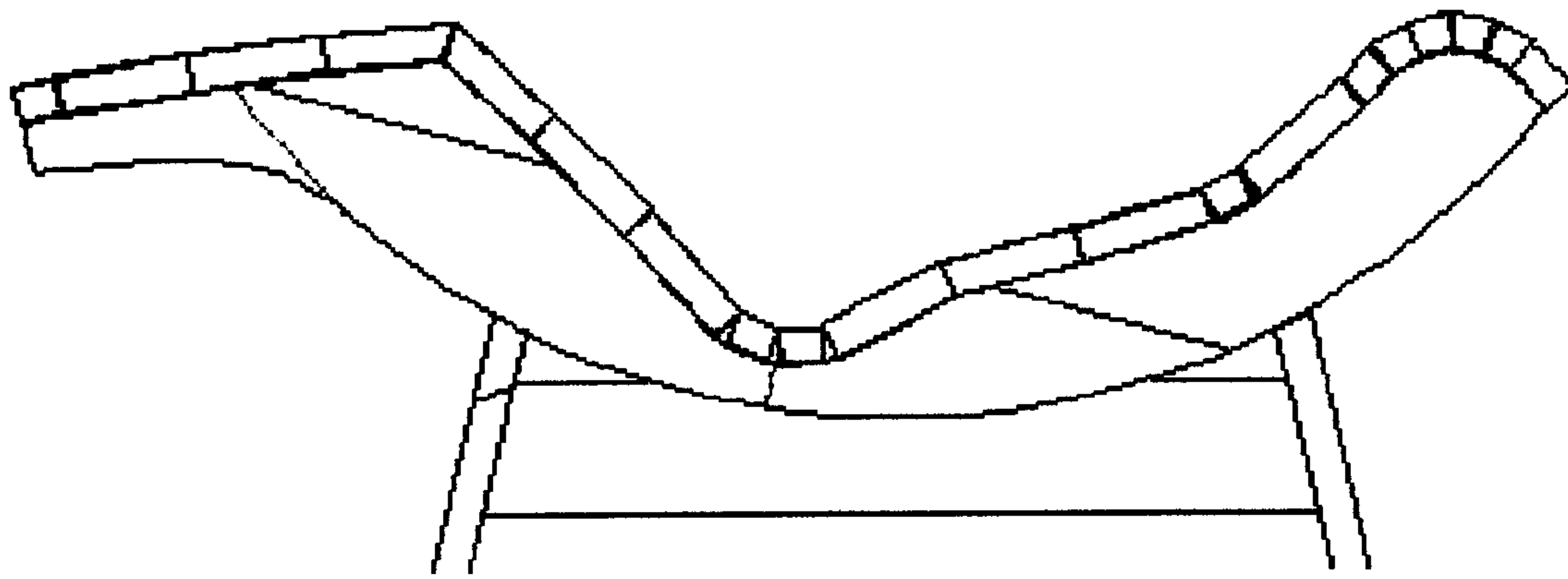


FIG. 8