



US00D521251S

(12) **United States Design Patent**
Enderby

(10) **Patent No.:** **US D521,251 S**

(45) **Date of Patent:** **** May 23, 2006**

(54) **PAPER TOWEL**

D239,137 S * 3/1976 Appleman D5/57
D363,610 S 10/1995 Saffran et al.

(75) Inventor: **Sandra Ann Enderby**, Green Bay, WI
(US)

(Continued)

(73) Assignee: **Scott Paper Limited**, Mississauga

FOREIGN PATENT DOCUMENTS

(**) Term: **14 Years**

CA	84962	10/1998
CA	84964	10/1998
CA	86214	3/1999
CA	86215	3/1999
CA	86216	3/1999
CA	86217	3/1999
GB	2051349 S	* 4/1995
GB	2054086 S	* 8/1995
GB	2054090 S	* 2/1996
GB	2054091 S	* 2/1996
GB	2079117 S	* 5/1998
GB	2082086 S	* 5/1998
GB	2080788 S	* 8/1998
GB	2080789 S	* 8/1998
GB	2080790 S	* 8/1998
GB	2080791 S	* 8/1998
GB	2096220 S	* 9/2000

(21) Appl. No.: **29/225,420**

(22) Filed: **Mar. 16, 2005**

(30) **Foreign Application Priority Data**

Feb. 16, 2005 (CA) 110116

(51) **LOC (8) Cl.** **05-06**

(52) **U.S. Cl.** **D5/57; D5/58; D5/53**

(58) **Field of Classification Search** D5/1-3,
D5/5, 7-8, 11, 13-16, 19-20, 23-28, 30,
D5/32, 35-37, 39, 43, 45, 47, 49-50, 52-66,
D5/99; D2/749, 994; D6/582-583, 595-596,
D6/598, 608, 603-606, 613, 616, 617, 619,
D6/622; 428/17-18, 151, 154, 156, 171,
428/187, 198, 199, 540, 542.2, 542.6, 919,
428/904.4; D24/124, 125; D25/142, 152;
5/413 AM, 709; 162/134, 140, 231; 156/148,
156/209; D7/396.4-5

See application file for complete search history.

Primary Examiner—Gary D. Watson
Assistant Examiner—T. Chase Nelson
(74) *Attorney, Agent, or Firm*—Volpe and Koenig, P.C.

(57) **CLAIM**

The ornamental design for a paper towel, as shown and described.

(56) **References Cited**


DESCRIPTION

U.S. PATENT DOCUMENTS

315,503 A	*	4/1885	Howes et al.	428/187
D17,599 S	*	8/1887	Folsom	D5/60
605,244 A	*	6/1898	Callow	D5/53
794,045 A	*	7/1905	Pope et al.	D5/53
D37,524 S	*	8/1905	Pope et al.	D5/59
D60,408 S	*	2/1922	Humphreys	D5/60
1,453,123 A	*	4/1923	Bickett	D5/53
D63,341 S	*	11/1923	Vandergaw et al.	D5/57
D66,341 S	*	12/1924	Vandergaw et al.	
D99,618 S	*	5/1936	Daniels	D5/1
D173,324 S	*	10/1954	Portong	D5/59
D183,057 S	*	6/1958	McCord	
D232,784 S	*	9/1974	Hirschl	

FIG. 1 is a top plan view of the paper towel of the present design, the bottom view being a mirror image thereof; FIG. 2 is a side view of the design of FIG. 1, the opposite side view being identical thereto; and, FIG. 3 is a front elevation view of the design of FIG. 1, the rear elevation view being identical thereto. The broken away portions in the top, bottom, and sides of the figures indicate that the design continues indeterminately in all directions. The pattern is understood to be repeated uniformly throughout the length and width of the paper towel.

1 Claim, 1 Drawing Sheet



US D521,251 S

Page 2

U.S. PATENT DOCUMENTS

D382,162 S *	8/1997	Ertolacci et al.	D5/57	D451,682 S *	12/2001	Jahner et al.	D5/53
D384,210 S	9/1997	Du Grosriez		6,461,720 B1	10/2002	Graff	
D416,393 S *	11/1999	Enderby et al.	D5/53	D465,093 S	11/2002	Jahner et al.	
D419,782 S *	2/2000	Saito et al.	D5/57	D465,338 S *	11/2002	Jahner et al.	D5/53
D425,354 S	5/2000	Rogers et al.		6,680,102 B1 *	1/2004	Graff	428/156
D427,472 S	7/2000	Rogers et al.		D494,766 S *	8/2004	Boerschinger et al.	D5/57
D427,778 S *	7/2000	Durben et al.	D5/53	D502,004 S *	2/2005	Olson et al.	D5/53
D440,773 S *	4/2001	Rogers et al.	D5/57	2003/0021953 A1 *	1/2003	Graff	428/156
D442,786 S *	5/2001	Enderby et al.	D5/57	2003/0021954 A1	1/2003	Graff	
6,235,373 B1 *	5/2001	Graff	428/187	2005/0034828 A1 *	2/2005	Graff et al.	156/209
D443,146 S	6/2001	Enderby et al.		2005/0067089 A1 *	3/2005	Graff et al.	156/209
6,261,666 B1 *	7/2001	Enderby et al.	428/154				

* cited by examiner




Fig. 2

Fig. 1

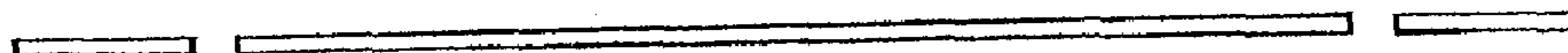


Fig. 3