



US00D521245S

(12) **United States Design Patent**  
**Inch**

(10) **Patent No.:** **US D521,245 S**

(45) **Date of Patent:** **\*\* May 23, 2006**

(54) **DUAL PAINT ROLLER FRAME**

FOREIGN PATENT DOCUMENTS

(76) Inventor: **Gary Arnold Inch**, 1717 US 31 N.  
#28, Traverse City, MI (US) 49686

FR 1579501 \* 8/1969

(\*\*) Term: **14 Years**

OTHER PUBLICATIONS

(21) Appl. No.: **29/197,673**

The Painter's Advantage Ltd. © 1986, Tiny Tim Frame & Cover, pp. 8-9.\*

(22) Filed: **Jan. 20, 2004**

\* cited by examiner

(51) **LOC (8) Cl.** ..... **08-05**

*Primary Examiner*—Alan P. Douglas  
*Assistant Examiner*—Lavone D. Tabor

(52) **U.S. Cl.** ..... **D4/122**

(58) **Field of Classification Search** ..... D4/122,  
D4/199; 15/27, 143.1, 230, 230.11; 492/13,  
492/14, 16, 17, 19, 24

(57) **CLAIM**

See application file for complete search history.

The ornamental design for a dual paint roller frame, as shown.

**DESCRIPTION**

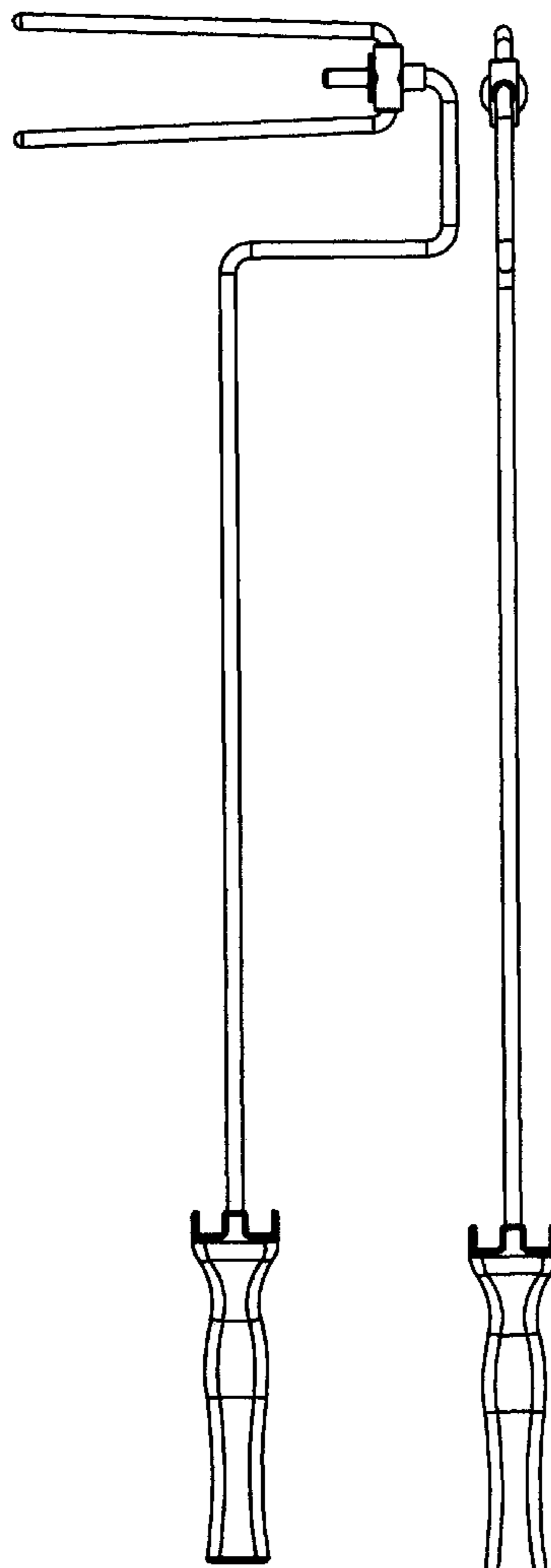
(56) **References Cited**

FIG. 1 is a top plan view of a dual paint roller frame showing my new design;  
FIG. 2 is an elevation view of the right side of FIG. 1; and,  
FIG. 3 is an end perspective view of FIG. 1.

U.S. PATENT DOCUMENTS

3,130,435	A	*	4/1964	Smith	.....	15/230.11
3,745,624	A	*	7/1973	Newan	.....	492/19
4,000,537	A	*	1/1977	Woo	.....	15/230.11
D443,986	S	*	6/2001	Marino	.....	D4/122

**1 Claim, 2 Drawing Sheets**



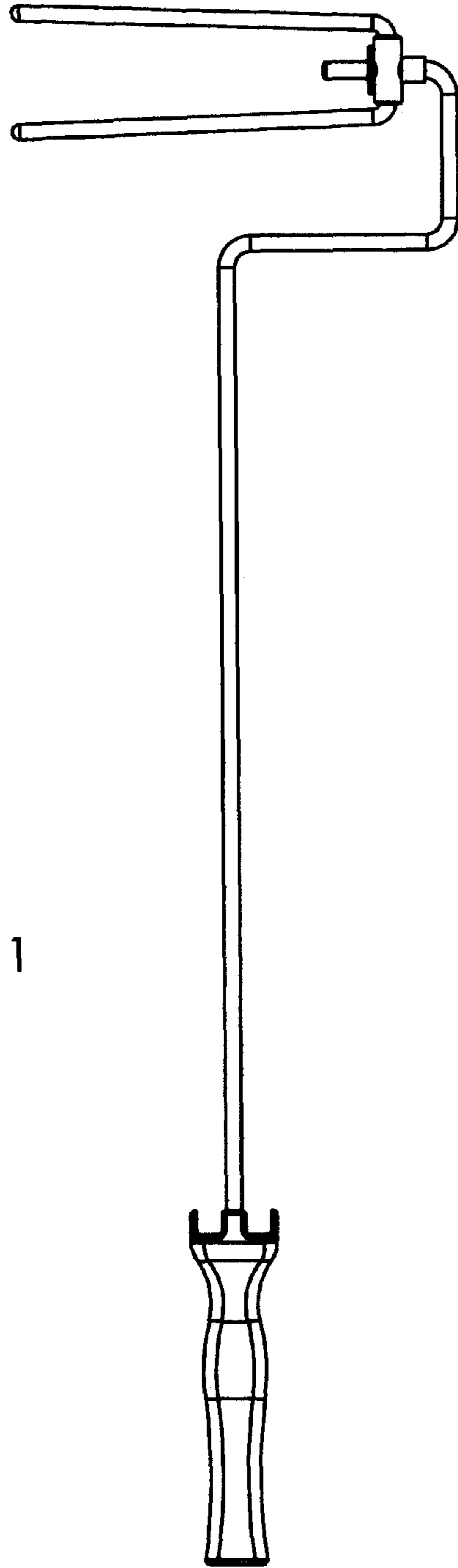


FIG 1

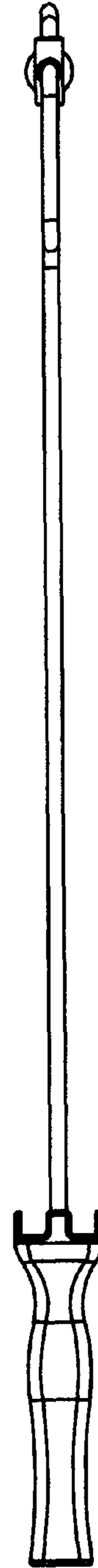


FIG 2

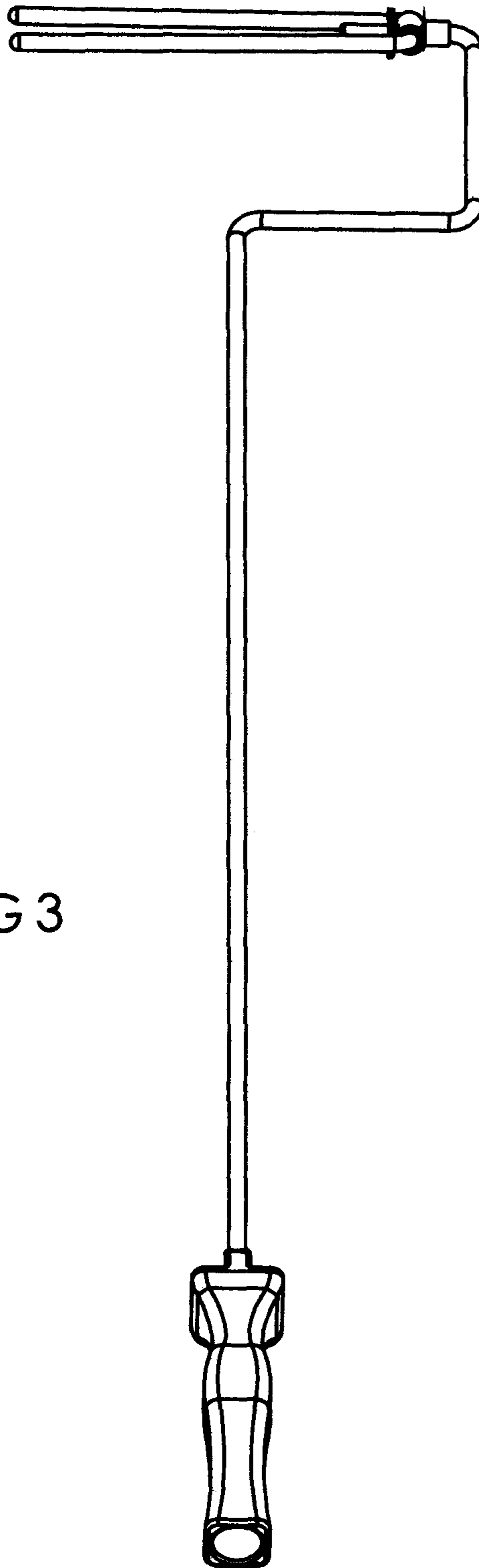


FIG 3