



US00D521243S

(12) **United States Design Patent**  
**Olsson et al.**

(10) **Patent No.:** **US D521,243 S**

(45) **Date of Patent:** **\*\* May 23, 2006**

(54) **COMBINATION BRUSH AND SPATULA**

(75) Inventors: **Alan J. Olsson**, Greenwich, CT (US);  
**Luis R. Salmeron**, Bronx, NY (US);  
**Kevin Chan**, Califon, NJ (US)

(73) Assignee: **Combe Incorporated**, White Plains,  
NY (US)

(\*\*) Term: **14 Years**

(21) Appl. No.: **29/227,410**

(22) Filed: **Apr. 12, 2005**

(51) **LOC (8) Cl.** ..... **04-04**

(52) **U.S. Cl.** ..... **D4/118; D4/132; D4/136**

(58) **Field of Classification Search** ..... D4/118,  
D4/132, 135, 136, 138; D28/7, 20, 31; 15/111,  
15/143.1, 159.1, 160, 166, 186, 187, 191.1,  
15/192, 193

See application file for complete search history.

(56) **References Cited**

**U.S. PATENT DOCUMENTS**

D54,815 S	4/1920	Campbell	
D167,950 S	10/1952	Porter	
3,358,314 A	12/1967	Matibag	
D222,025 S	* 9/1971	Whitaker	..... D4/118
D231,419 S	* 4/1974	Caldwell	..... D4/135
D255,512 S	6/1980	Christen, Jr.	
D268,225 S	3/1983	Ellenson	
5,014,383 A	5/1991	Costar	
D319,148 S	8/1991	Emily	
D338,341 S	8/1993	Colon et al.	

5,459,898 A	10/1995	Bacolot	
5,465,449 A	11/1995	Lewkowicz	
D371,004 S	6/1996	Peischl et al.	
D405,614 S	2/1999	Geardino et al.	
5,881,421 A	3/1999	Ducharme	
D441,963 S	* 5/2001	Harris	..... D4/135
D449,167 S	10/2001	Kwong	
D454,432 S	3/2002	Ancona et al.	
D455,559 S	4/2002	Wang et al.	

\* cited by examiner

*Primary Examiner*—Alan P. Douglas

*Assistant Examiner*—Lavone D. Tabor

(74) *Attorney, Agent, or Firm*—Fitzpatrick, Cella, Harper & Scinto

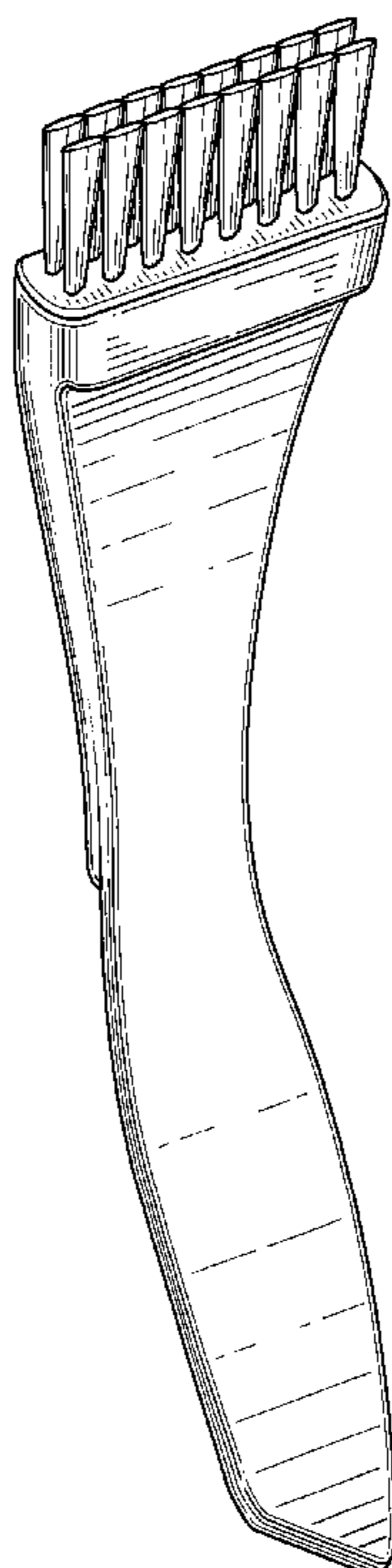
(57) **CLAIM**

The ornamental design for a combination brush and spatula, substantially as shown and described.

**DESCRIPTION**

FIG. 1 is a perspective view from the bottom and one side of the combination brush and spatula;  
 FIG. 2 is a front view of the combination brush and spatula;  
 FIG. 3 is a rear view of the combination brush and spatula;  
 FIG. 4 is a top plan view of the combination brush and spatula;  
 FIG. 5 is a left side view of the combination brush and spatula;  
 FIG. 6 is a bottom plan view of the combination brush and spatula; and,  
 FIG. 7 is a right side view of the combination brush and spatula.

**1 Claim, 3 Drawing Sheets**



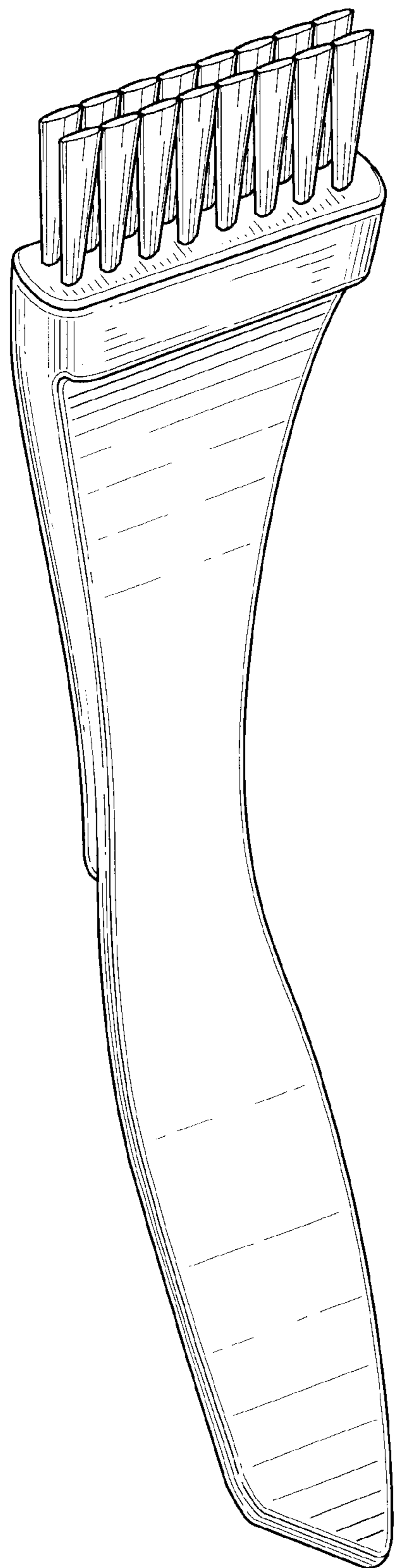


FIG. 1

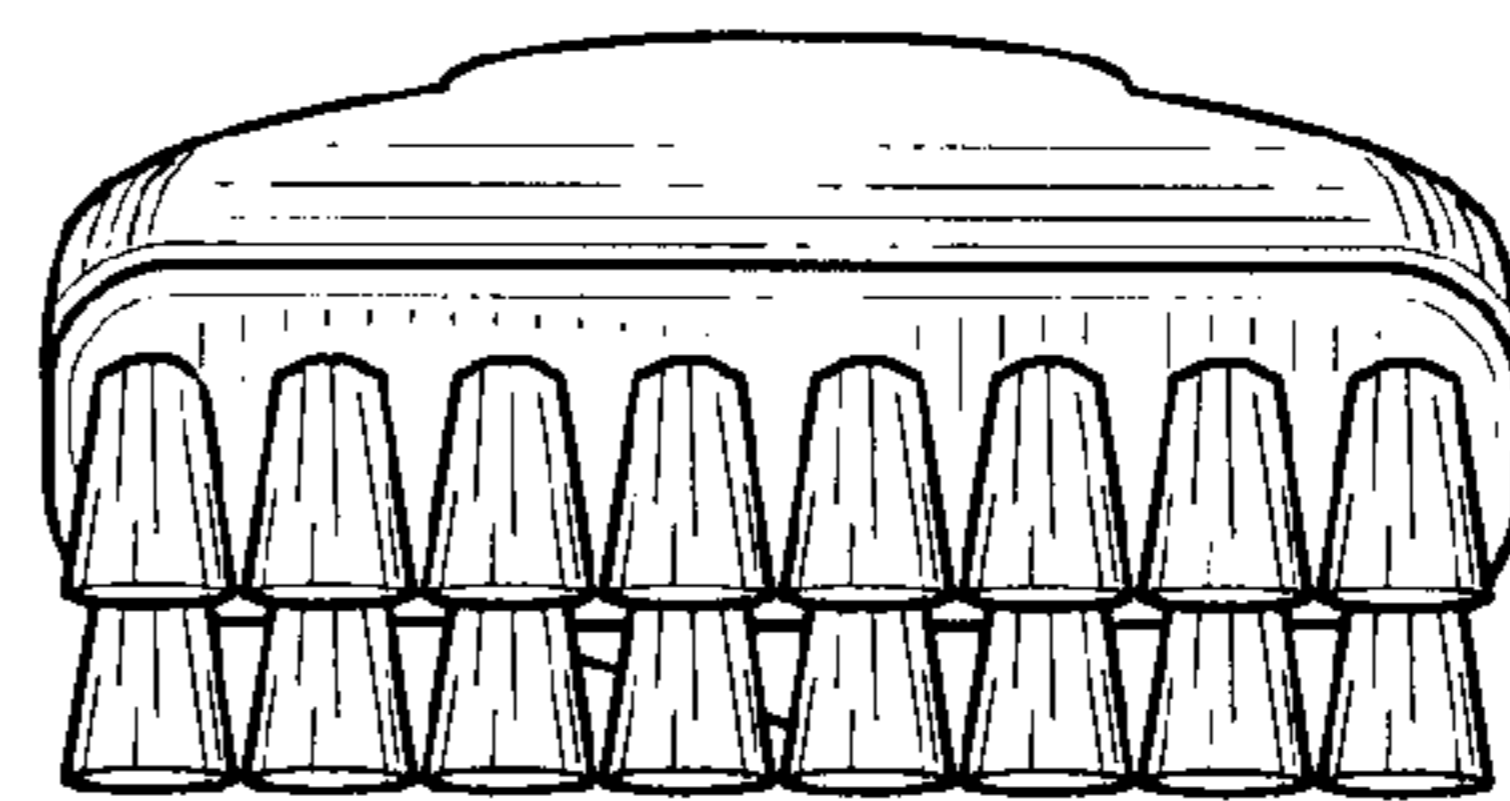


FIG. 2




FIG. 3

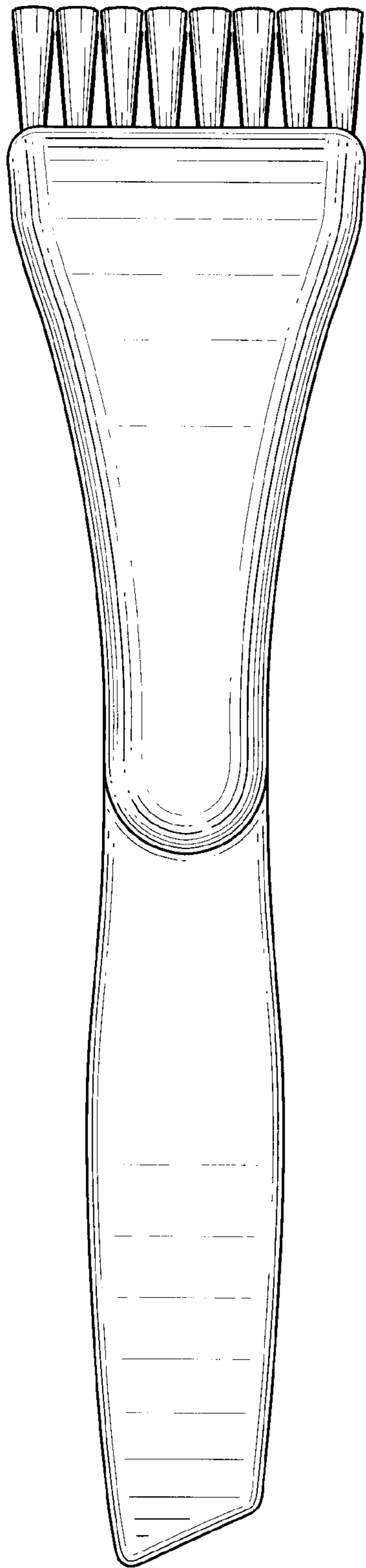


FIG. 4

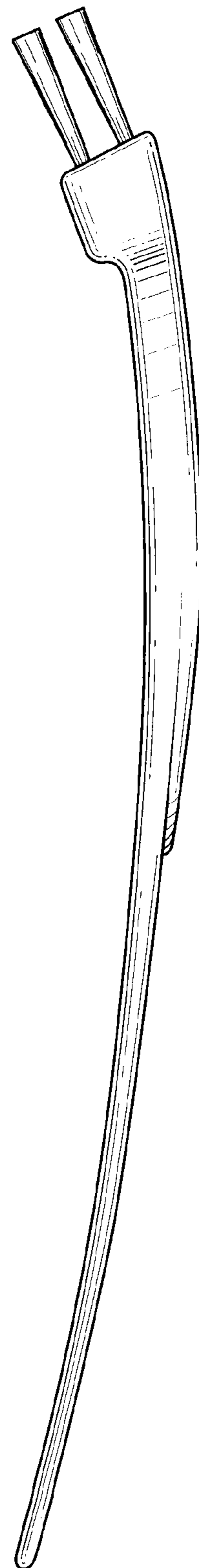


FIG. 5

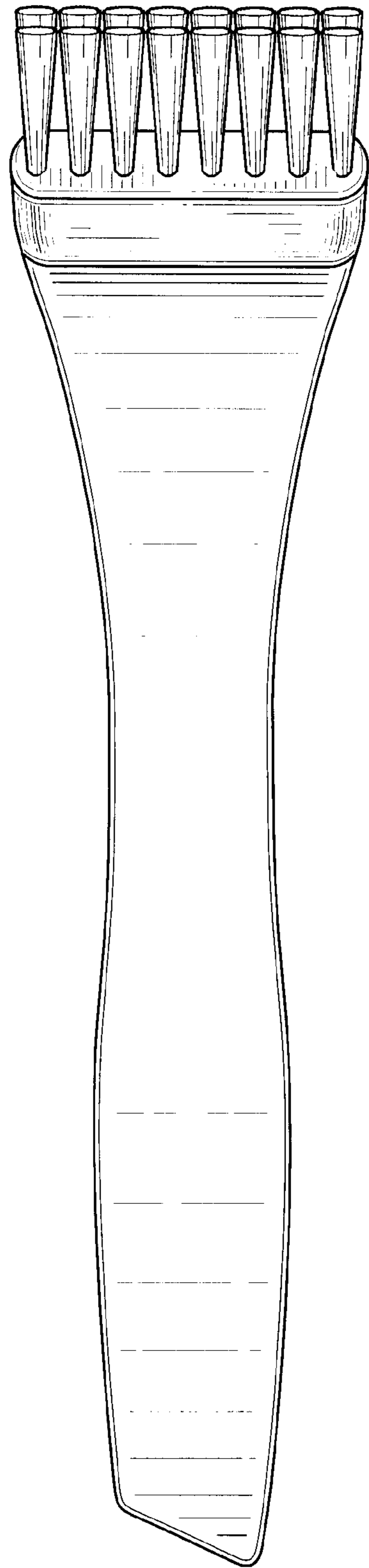


FIG. 6

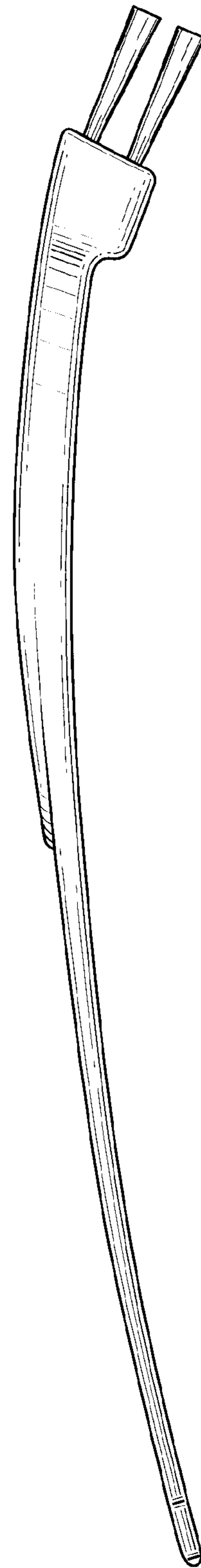


FIG. 7