



US00D521240S

(12) **United States Design Patent**
Yoshiguchi

(10) **Patent No.:** **US D521,240 S**

(45) **Date of Patent:** **** May 23, 2006**

(54) **PAD FOR A BAG**

(75) Inventor: **Manabu Yoshiguchi**, Kamakura (JP)

(73) Assignee: **Nifco Inc.**, Yokohama (JP)

(**) Term: **14 Years**

(21) Appl. No.: **29/222,716**

(22) Filed: **Feb. 4, 2005**

(30) **Foreign Application Priority Data**

Aug. 5, 2004 (JP) 2004-023595

(51) **LOC (8) Cl.** **03-01**

(52) **U.S. Cl.** **D3/327**

(58) **Field of Classification Search** D3/318,
D3/319, 321–328, 226, 229, 230, 232, 234,
D3/235, 242, 243, 245, 246, 270, 295, 271.2,
D3/304, 306, 287, 201; D12/409; 70/2, 6;
150/100, 107, 111, 118, 130, 900, 112, 114,
150/117, 127, 108; 190/100, 119, 125, 127,
190/109, 110, 900–903, 115, 102; 224/42.11,
224/236, 429, 430, 609, 436, 439, 257, 258,
224/264, 150, 910, 643, 642; 383/907, 38;
206/315.1; D2/626, 639, 640

See application file for complete search history.

(56) **References Cited**

U.S. PATENT DOCUMENTS

1,631,694	A	*	6/1927	Rick	224/264
D235,460	S	*	6/1975	Lovelace et al.	D3/327
D302,607	S	*	8/1989	Krebs et al.	D29/122
4,978,044	A	*	12/1990	Silver	224/601
D325,470	S	*	4/1992	Harms	D3/327
5,125,219	A	*	6/1992	Sligo	54/23
D332,864	S	*	2/1993	Hansen	D2/639
D337,197	S	*	7/1993	Krutsch et al.	D3/327
D338,552	S	*	8/1993	Carrico et al.	D2/639
5,292,044	A	*	3/1994	Reimers	224/264
5,419,475	A	*	5/1995	Naritomi	224/257
5,696,338	A	*	12/1997	Grissom	84/327
D396,938	S	*	8/1998	Bugatti	D2/639

D401,764	S	*	12/1998	Apps et al.	D3/318
D407,886	S	*	4/1999	Marable	D2/639
D408,435	S	*	4/1999	Gettings	D17/20
D409,648	S	*	5/1999	Gettings	D17/20
D415,785	S	*	10/1999	Gettings	D17/20
D423,782	S	*	5/2000	Ammerman et al.	D3/327
D424,301	S	*	5/2000	Swierz	D3/327
D426,707	S	*	6/2000	Huang et al.	D3/327
D435,171	S	*	12/2000	Anderson	D3/327
6,179,178	B1	*	1/2001	Stegmeyer	224/264
6,220,492	B1	*	4/2001	Huang	224/264
6,223,959	B1	*	5/2001	Chen	224/264
6,279,795	B1	*	8/2001	Pierzina	224/150
D448,170	S	*	9/2001	Ammerman et al.	D3/327
6,318,609	B1	*	11/2001	Swierz	224/264
6,481,022	B1	*	11/2002	D'Addario et al.	2/268
6,536,639	B1	*	3/2003	Frank	224/257
D475,176	S	*	6/2003	Moxey, Jr.	D2/639
D487,544	S	*	3/2004	Jessen et al.	D3/326
D489,163	S	*	5/2004	Tucker	D2/639
6,863,202	B1	*	3/2005	Ammerman	224/607

* cited by examiner

Primary Examiner—Sandra S. Snapp

(74) *Attorney, Agent, or Firm*—Manabu Kanesaka

(57) **CLAIM**

The ornamental design for a pad for a bag, as shown and described.

DESCRIPTION

FIG. 1 is top plan view of a pad for a bag showing my new design;

FIG. 2 is a bottom plan view thereof;

FIG. 3 is a front elevation view, the rear elevation view being a mirror image thereof;

FIG. 4 is a right side elevation view, the left side elevation view being a mirror image thereof;

FIG. 5 is a cross-sectional view taken along line 5—5 in FIG. 1; and,

FIG. 6 is a cross-sectional view taken along line 6—6 in FIG. 1.

1 Claim, 2 Drawing Sheets

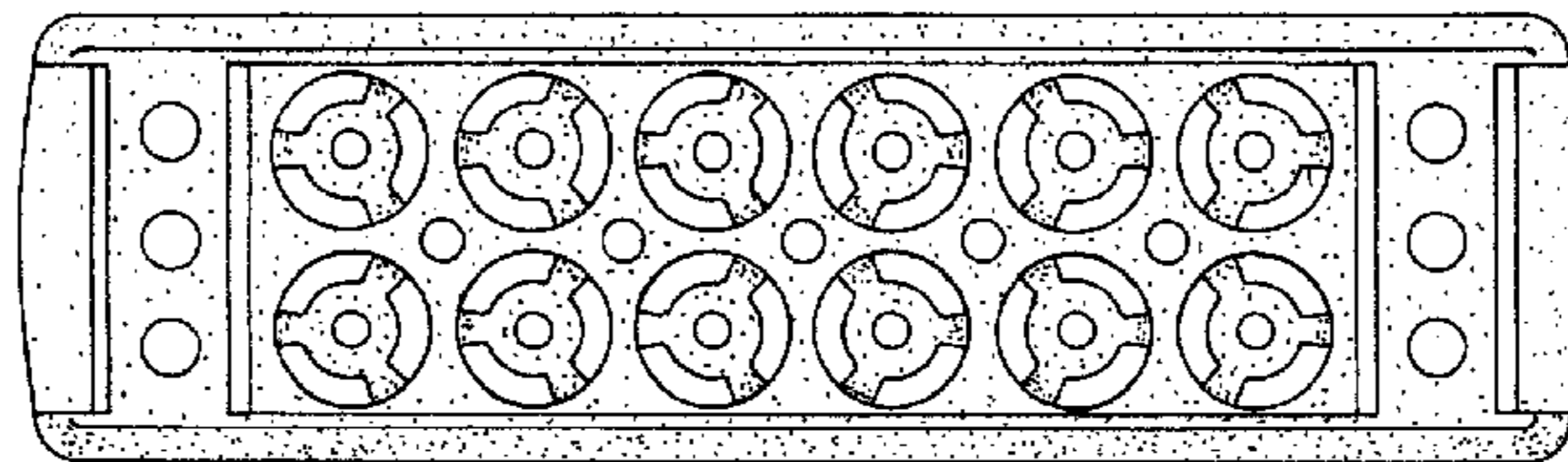


FIG. 1

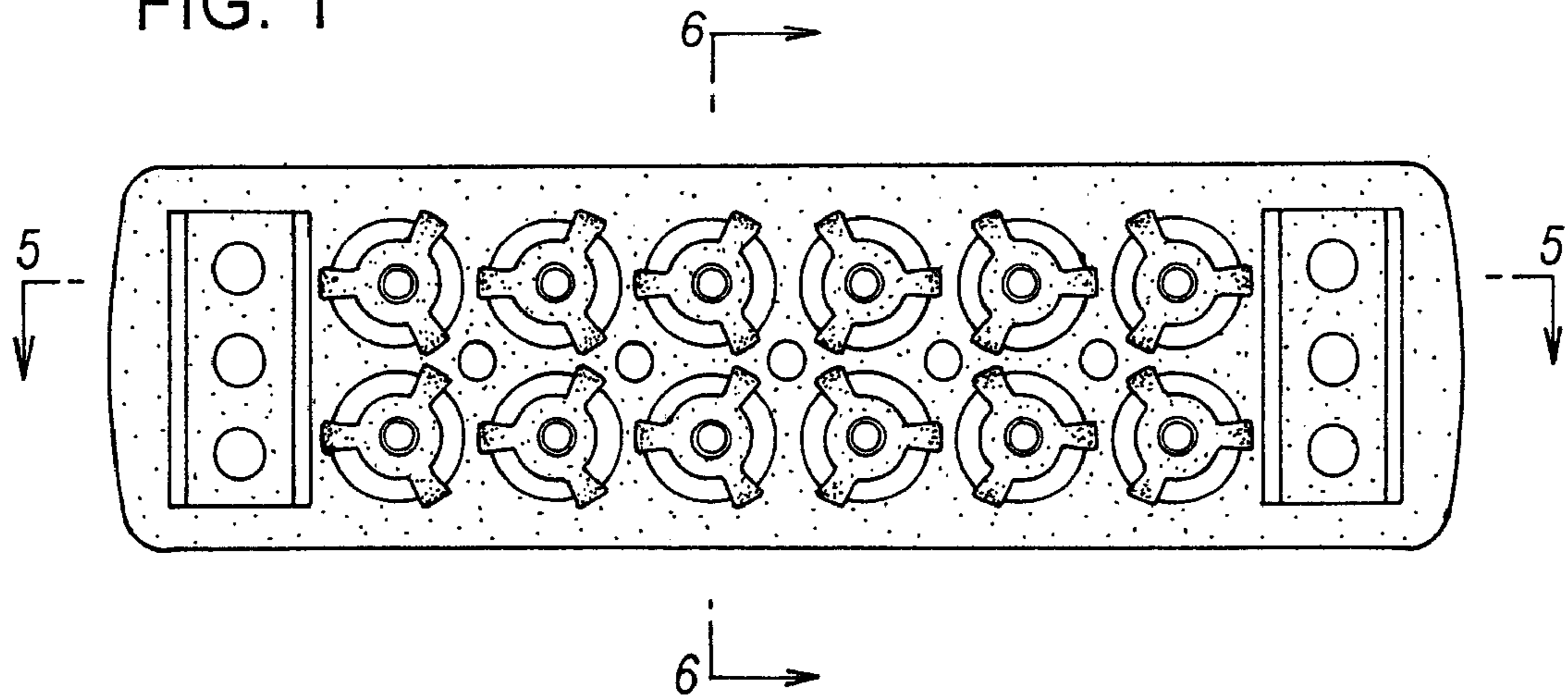


FIG. 2

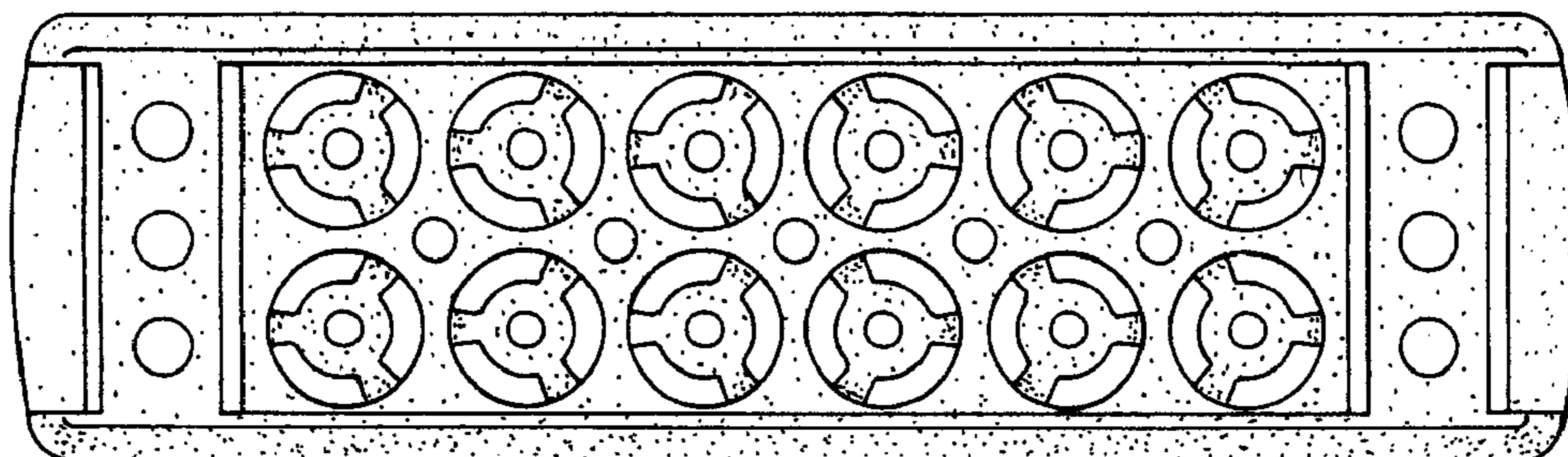


FIG. 3

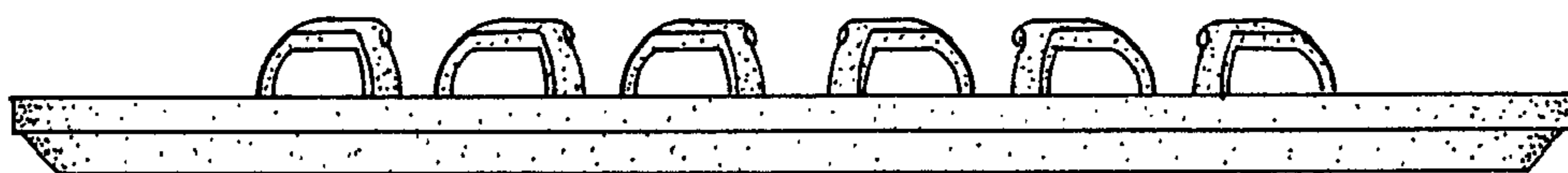


FIG. 4

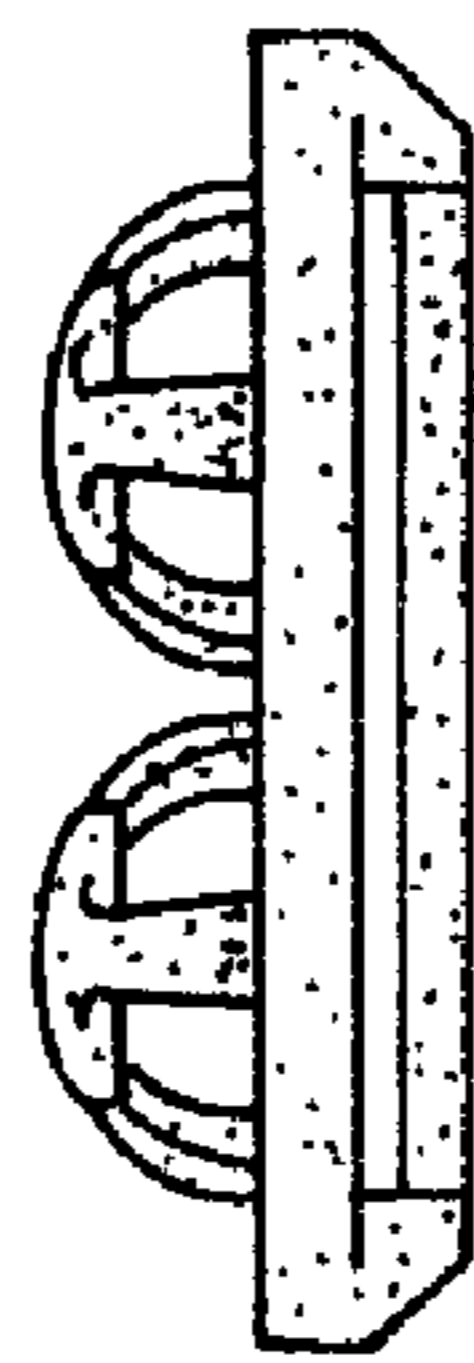


FIG. 5

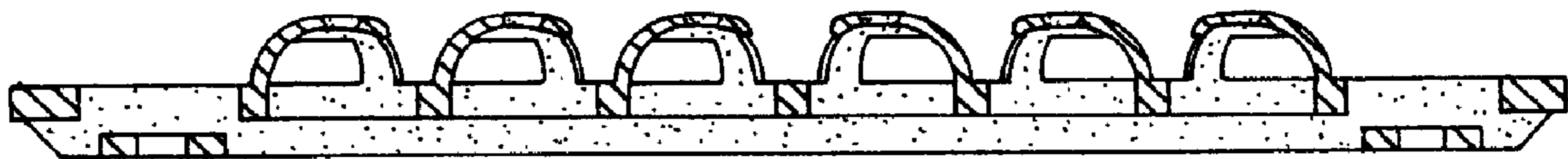


FIG. 6

