



US00D521237S

(12) **United States Design Patent**
Tagliati

(10) **Patent No.:** **US D521,237 S**

(45) **Date of Patent:** **** May 23, 2006**

(54) **POCKETS FOR HOLDING ITEMS IN A
PICNIC PACK**

D300,987 S * 5/1989 Gerch D3/319
D336,154 S * 6/1993 Phillips D3/320
D442,782 S * 5/2001 Hersh et al. D3/319

(76) Inventor: **Mario Tagliati**, 772 Country Valley
Rd., Thousand Oaks, CA (US) 91362

* cited by examiner

(**) Term: **14 Years**

Primary Examiner—Sandra S. Snapp
(74) *Attorney, Agent, or Firm*—Trojan Law Office

(21) Appl. No.: **29/235,607**

(57) **CLAIM**

(22) Filed: **Aug. 3, 2005**

The ornamental design for pockets for holding items in a picnic pack, substantially as shown and described.

Related U.S. Application Data

DESCRIPTION

(62) Division of application No. 29/191,268, filed on Oct. 3, 2003.

(51) **LOC (8) Cl.** **03-99**

(52) **U.S. Cl.** **D3/319**

(58) **Field of Classification Search** D3/318-328,
D3/54, 37; 383/907; 224/250, 223, 651-654;
150/112; 190/109-111, 900-903
See application file for complete search history.

FIG. 1 is an isometric view of pockets for holding items in a picnic pack showing my novel pocket design to hold a wine opener;

FIG. 2 is a front elevation view of the picnic pack pocket of FIG. 1;

FIG. 3 is a left side elevation view of the picnic pack pocket of FIG. 1, the right side view being a mirror image thereof; FIG. 4 is a top plan view of the picnic pack pocket of FIG. 1; and,

FIG. 5 is a bottom plan view of the picnic pack pocket of FIG. 1.

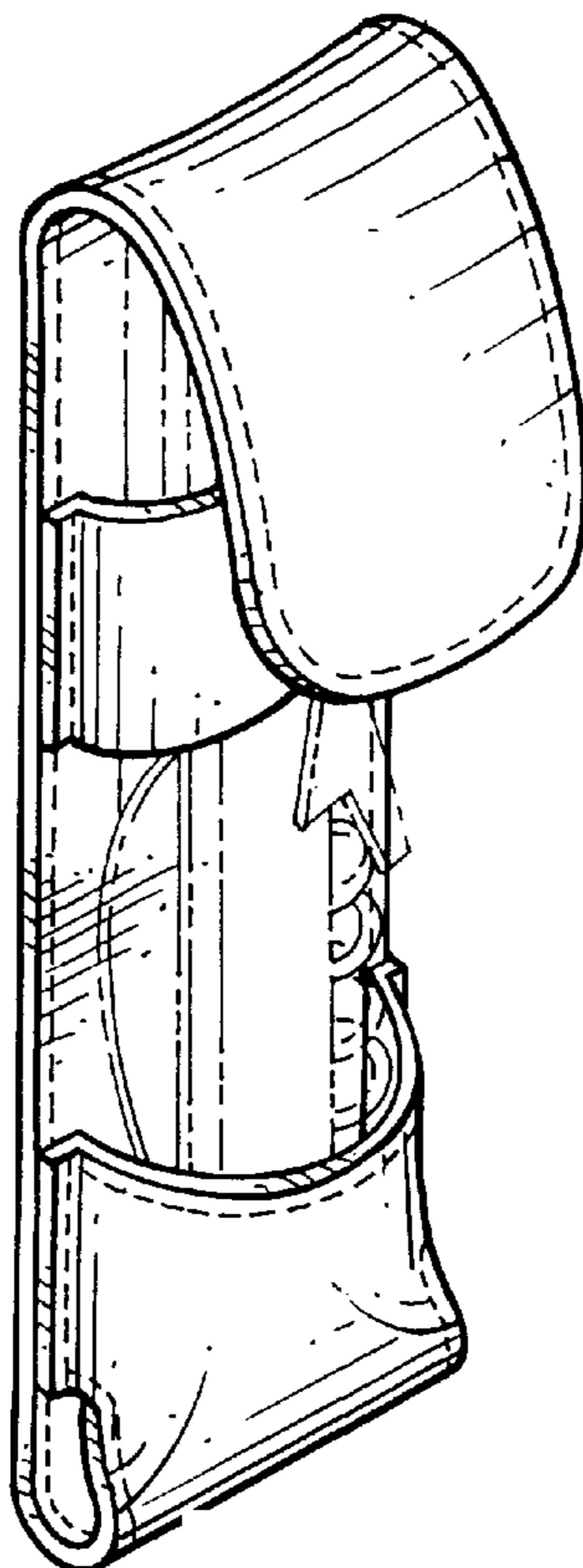
The evenly spaced pattern of broken lines in the drawings represent stitching. The long and short broken lines showing environment in the drawings are for illustrative purposes only and form no part of the claimed design.

(56) **References Cited**

U.S. PATENT DOCUMENTS

2,183,428 A * 12/1939 McNary 206/479
D128,260 S * 7/1941 Hennings D3/319
D252,596 S * 8/1979 Adler et al. D3/319
D283,560 S * 4/1986 Uchin D3/319
D294,196 S * 2/1988 Bialo D3/319

1 Claim, 1 Drawing Sheet



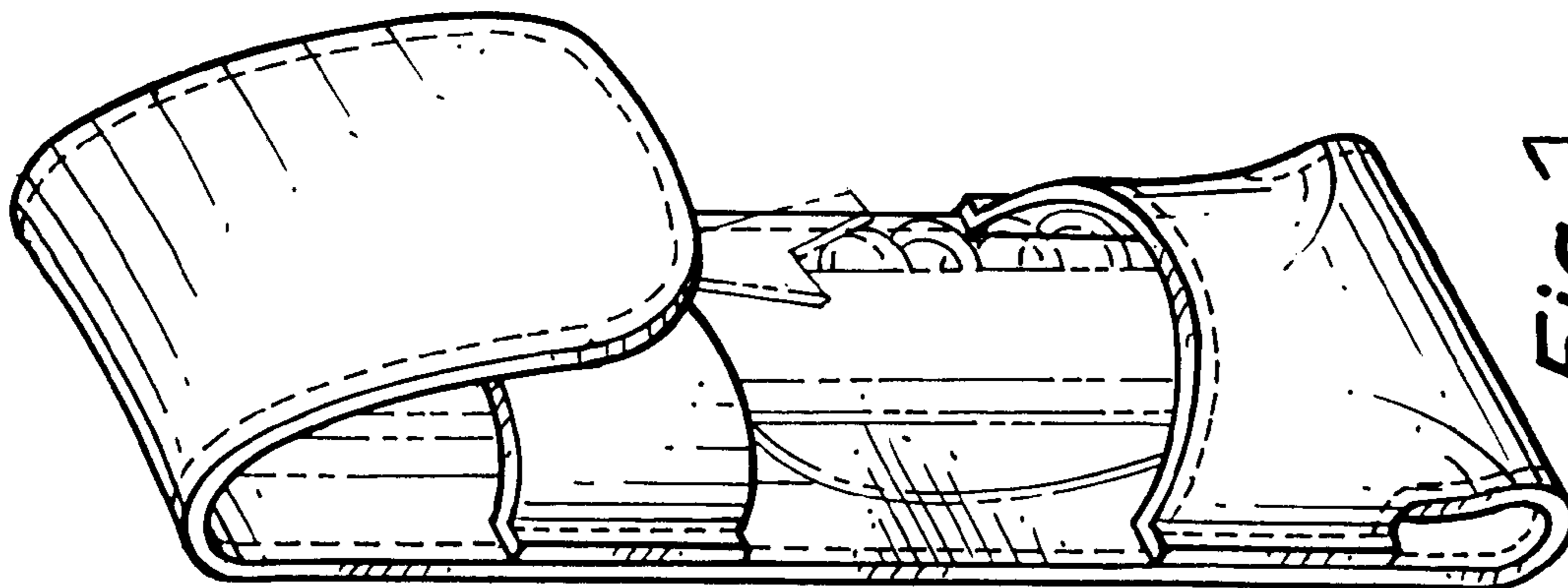


Fig. 1.

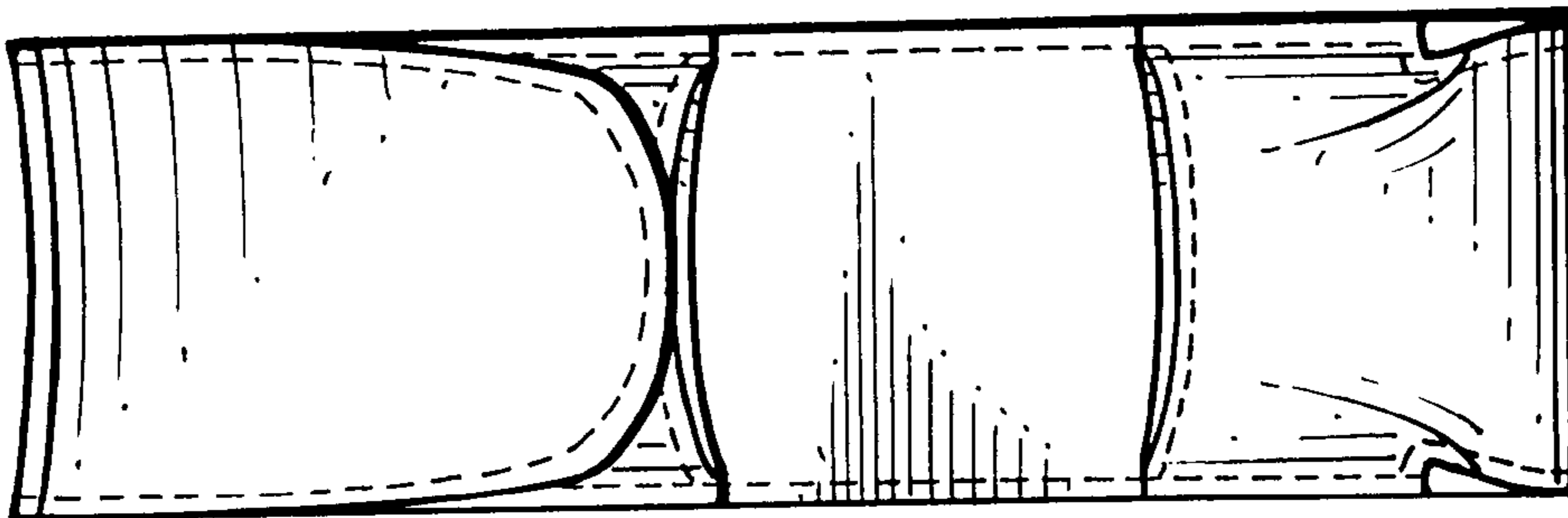


Fig. 2.




Fig. 3.

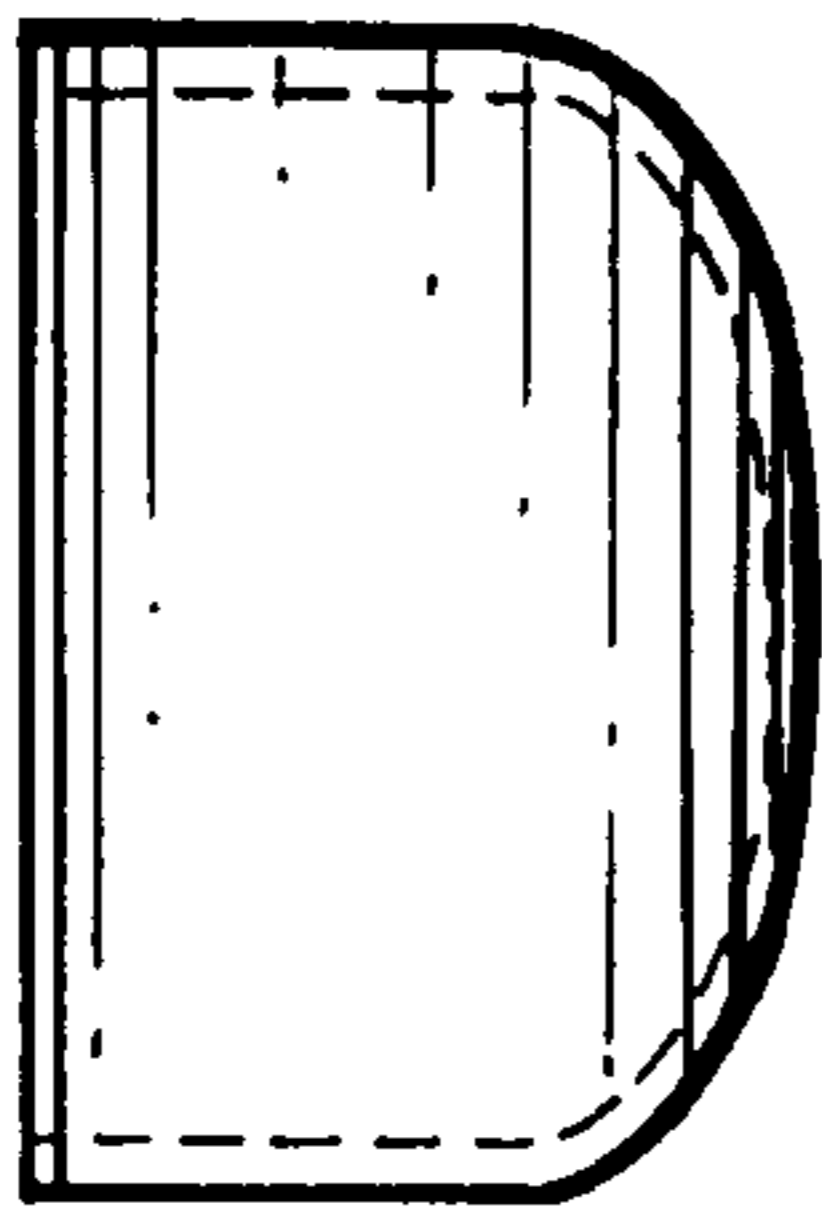


Fig. 4.

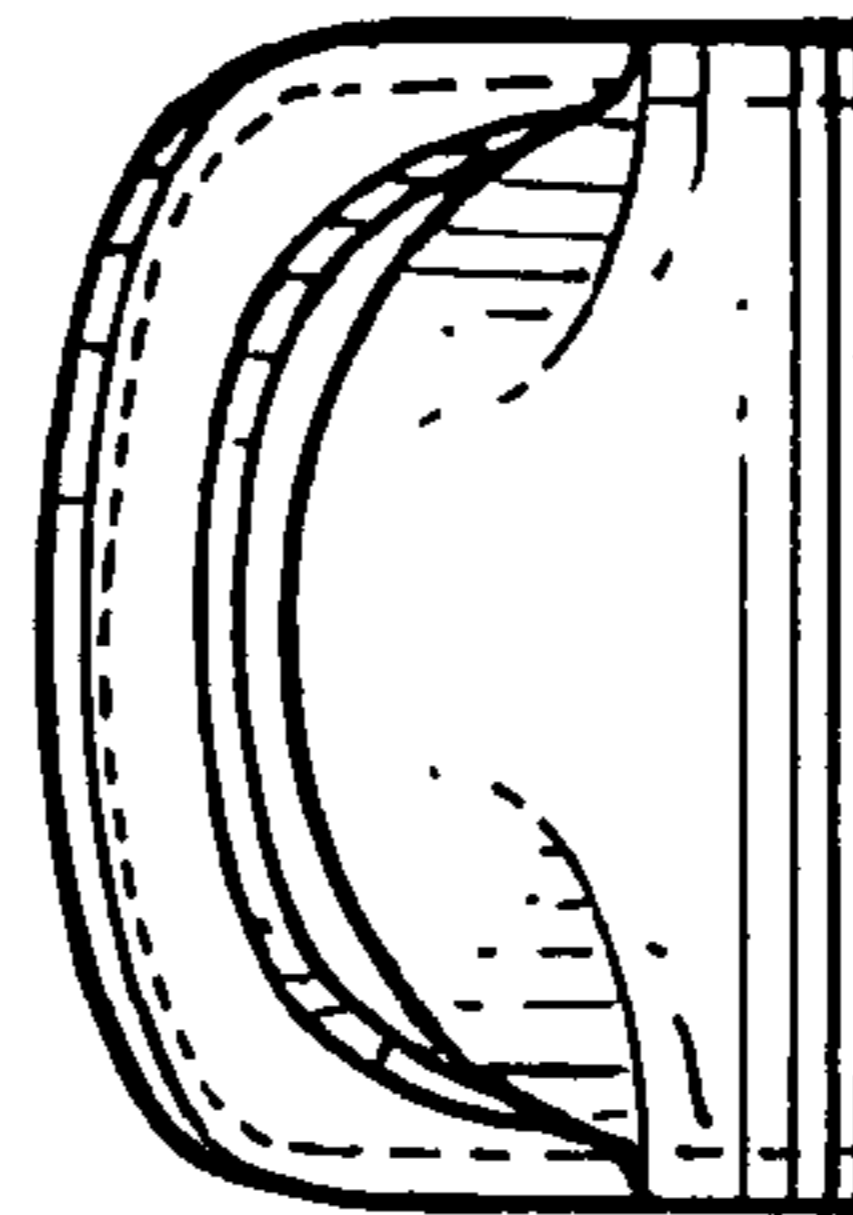


Fig. 5.