

US00D521231S

(12) **United States Design Patent**
Ng

(10) **Patent No.:** **US D521,231 S**

(45) **Date of Patent:** **** May 23, 2006**

(54) **KEY HOLDER**

(76) Inventor: **Kwok Sun Ng**, Room 25 5/F., Block B,
Sun Fung Centre, 88 Kwok Shui Road,
Tsuwan Wan, New Territories, Hong
Kong SAR (CN)

(**) Term: **14 Years**

(21) Appl. No.: **29/212,613**

(22) Filed: **Sep. 3, 2004**

(51) **LOC (8) Cl.** **03-01**

(52) **U.S. Cl.** **D3/208**

(58) **Field of Classification Search** D3/207-212;
206/37.1, 38.1; 150/147; 70/456 R, 456 B,
70/458-459; 24/3 K, 3.6, 100; D11/44, 48
See application file for complete search history.

(56) **References Cited**

U.S. PATENT DOCUMENTS

2,615,324 A	*	10/1952	Meeker	70/459
3,111,152 A	*	11/1963	Goessling	206/38.1
3,126,729 A	*	3/1964	Leopoldi	70/459
3,589,155 A	*	6/1971	Kamp	70/459
D235,584 S	*	6/1975	Hall	D3/207

3,893,315 A	*	7/1975	Kamp	70/456 R
D246,154 S	*	10/1977	Tsang	D8/104
D302,997 S	*	8/1989	Wolfe	D21/808
D373,626 S	*	9/1996	Dente et al.	D23/366
D376,904 S	*	12/1996	DiRocco	D3/208
D510,185 S	*	10/2005	Chan	D3/208

* cited by examiner

Primary Examiner—Ralf Seifert

(74) *Attorney, Agent, or Firm*—Alix, Yale & Ristas, LLP

(57) **CLAIM**

The ornamental design for a key holder, as shown and described.

DESCRIPTION

FIG. 1 is a front perspective view of the key holder showing my new design;

FIG. 2 is a front view of the key holder of FIG. 1;

FIG. 3 is a left side view of the key holder of FIG. 1;

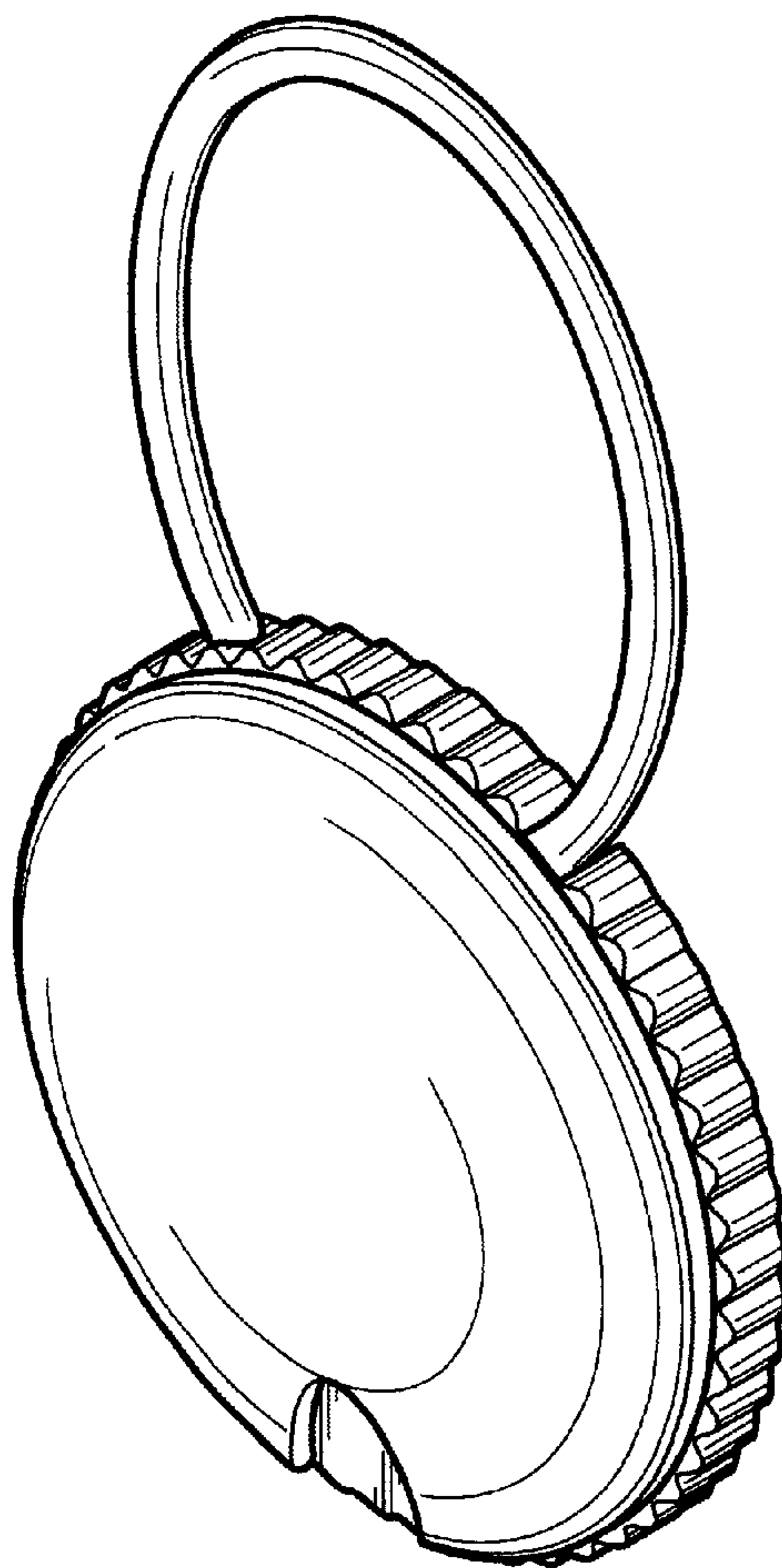
FIG. 4 is a top plan view of the key holder of FIG. 1;

FIG. 5 is a rear view of the key holder of FIG. 1;

FIG. 6 is a right side view of the key holder of FIG. 1; and,

FIG. 7 is a bottom plan view of the key holder of FIG. 1.

1 Claim, 3 Drawing Sheets



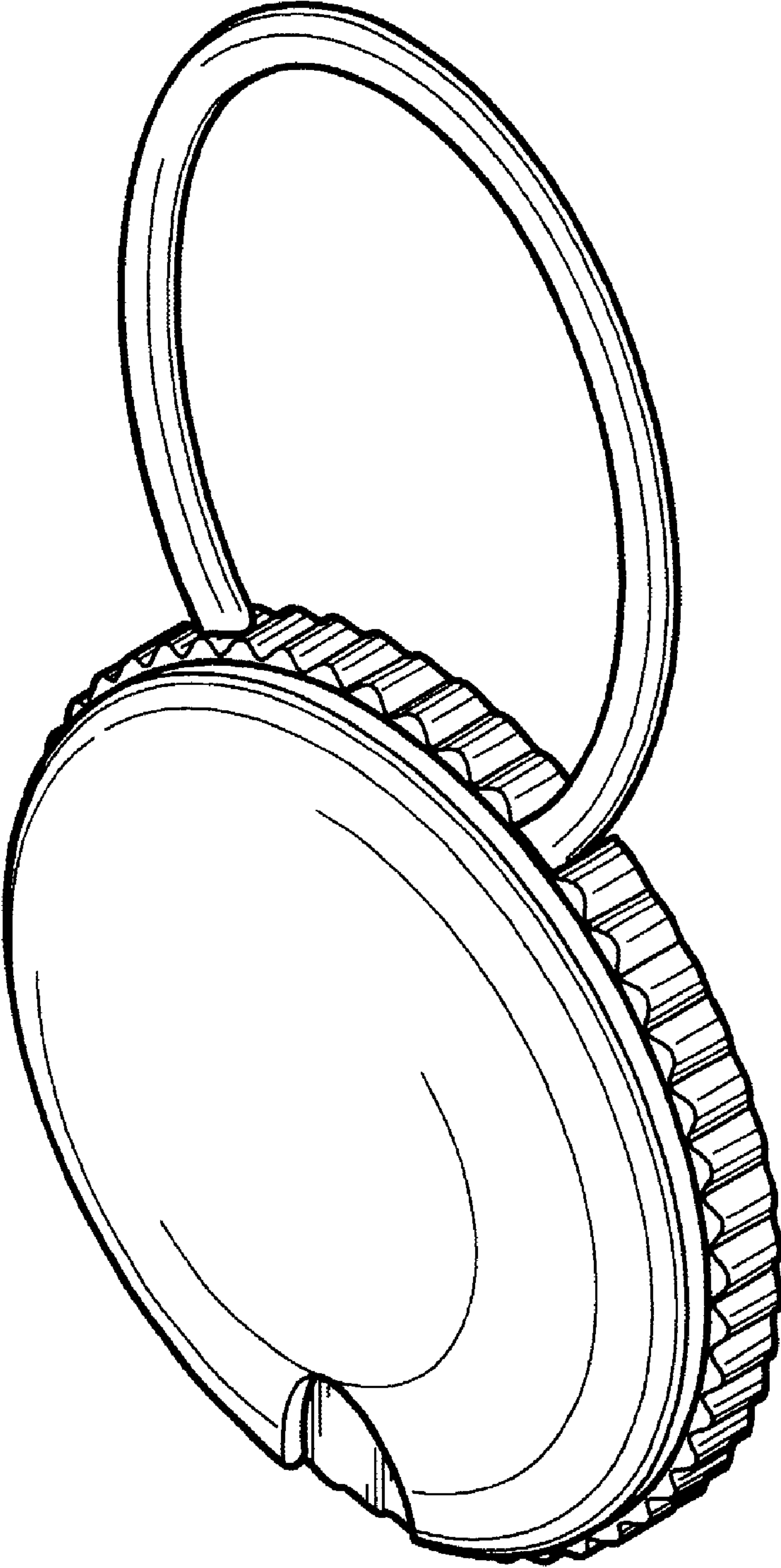


FIG. 1

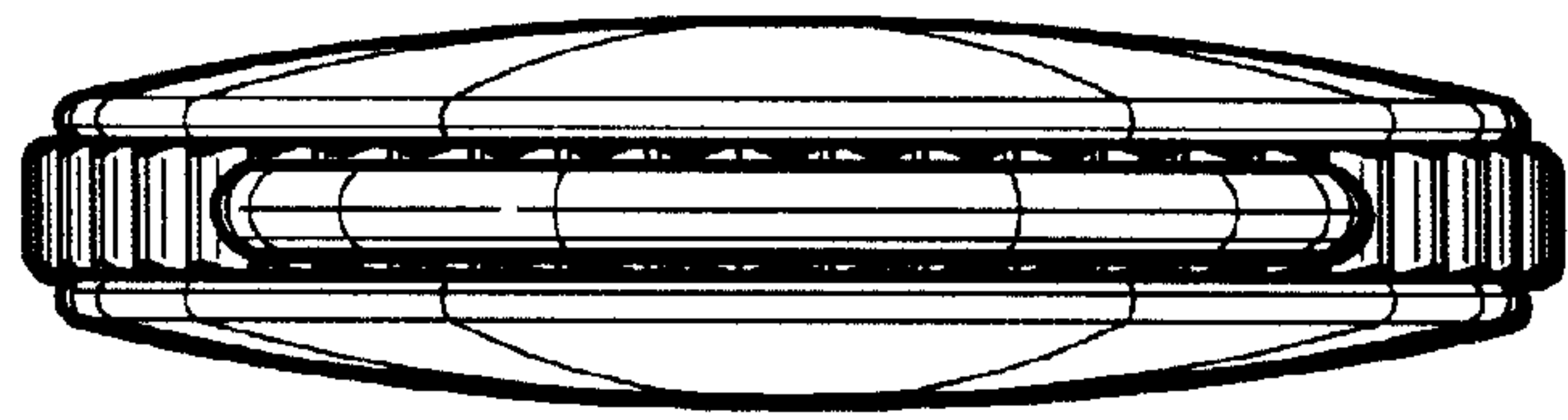


FIG. 4

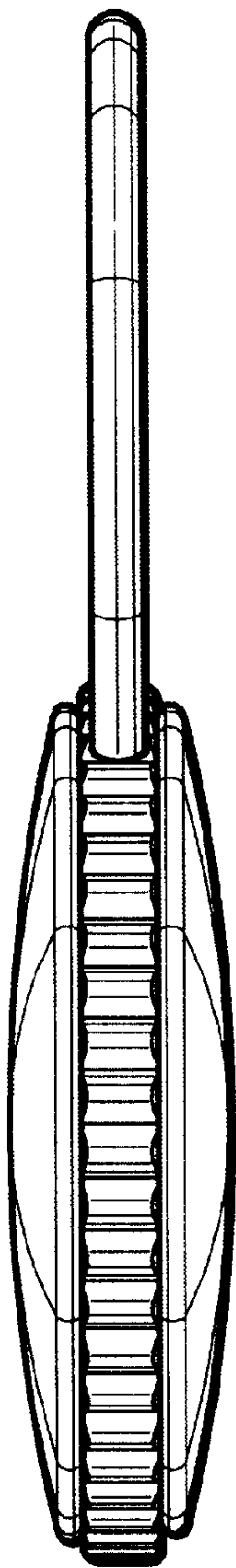


FIG. 3




FIG. 2




FIG. 5

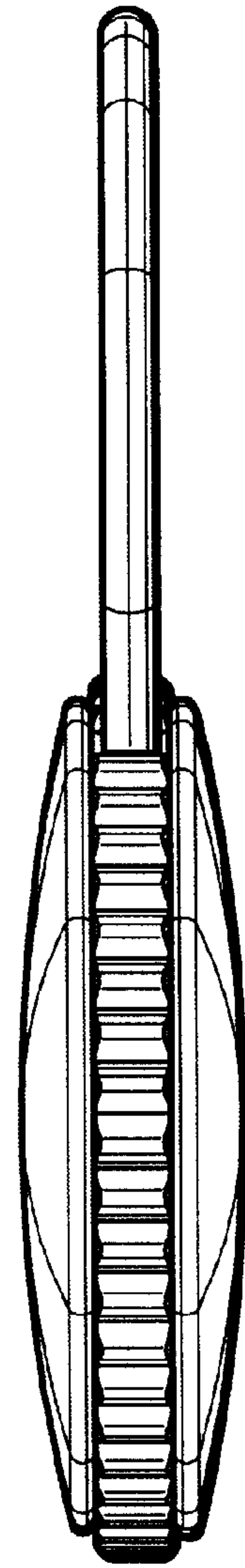


FIG. 6

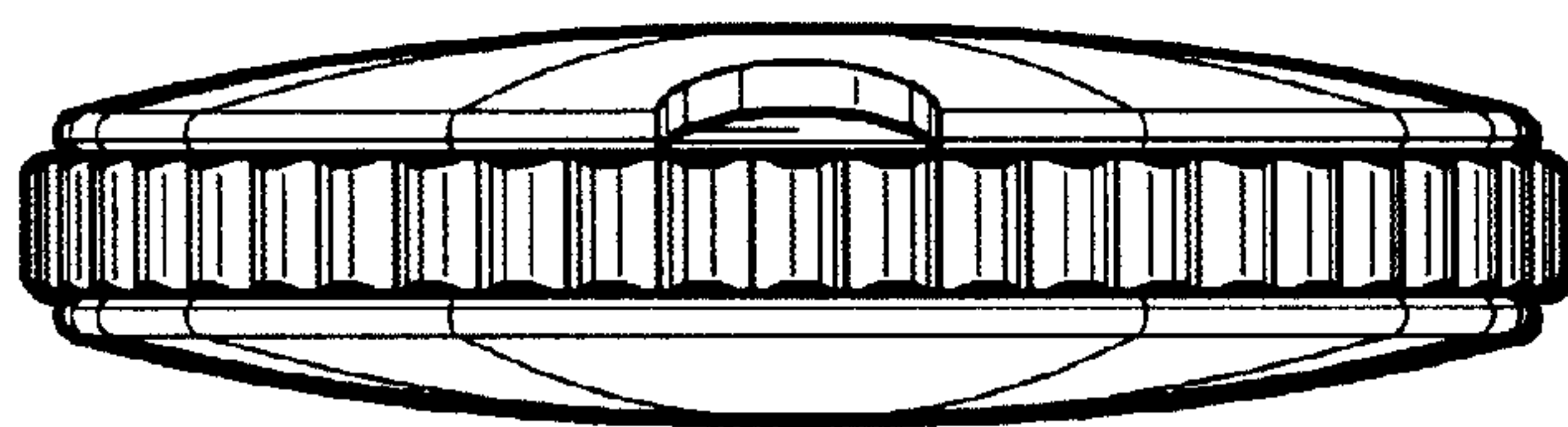


FIG. 7