

US00D521230S

(12) **United States Design Patent**
Linz et al.

(10) **Patent No.:** **US D521,230 S**

(45) **Date of Patent:** **** May 23, 2006**

(54) **FLASK WITH TRANSLUCENT BOTTLE**

D340,185 S * 10/1993 Martone D9/300
D395,829 S * 7/1998 Wacker et al. D9/573
D438,096 S * 2/2001 Lehnert D9/300

(76) Inventors: **Kerry Linz**, 20624 Torrence Ave.,
Lynwood, IL (US) 60411; **Chui Ying Ko**, c/o Phoenix Industries, Unit C,
18/F Easy Tower 609 Tai Nan West
Street, Cheung Sha Wan, Kowloon
(HK)

* cited by examiner

Primary Examiner—Lucy Lieberman

(74) *Attorney, Agent, or Firm*—Martin Faier; James Faier;
Faier & Faier P.C.

(**) **Term:** **14 Years**

(57) **CLAIM**

(21) **Appl. No.:** **29/168,541**

The ornamental design for a flask with translucent bottle, as shown and described.

(22) **Filed:** **Oct. 3, 2002**

DESCRIPTION

(51) **LOC (8) Cl.** **09-02**

(52) **U.S. Cl.** **D3/202; D9/522**

(58) **Field of Classification Search** D3/202;
D9/522, 517, 542, 543, 544, 572–575, 446,
D9/449, 443; D7/510, 511, 605, 619; 215/382,
215/383, 235, 384, 239, 242, 293, 280; 220/592.17,
220/592.2

See application file for complete search history.

FIG. 1 is a perspective front view of the flask with translucent bottle embodying the invention.

FIG. 2 is a front view of the flask with translucent bottle embodying the invention.

FIG. 3 is a back view of the flask with translucent bottle embodying the invention.

FIG. 4 is a left side view of the flask with translucent bottle embodying the invention.

FIG. 5 is a right side view of the flask with translucent bottle embodying the invention.

FIG. 6 is a top view of the flask with translucent bottle embodying the invention; and,


FIG. 7 is a bottom view of the flask with translucent bottle embodying the invention.

(56) **References Cited**

U.S. PATENT DOCUMENTS

D32,425 S * 4/1900 Bernheim D9/522
D58,948 S * 9/1921 Sebring D9/347
D72,525 S * 4/1927 Negbaur D9/522
D86,604 S * 3/1932 Hutchson D9/338
5,088,614 A * 2/1992 Dumestre 220/713

1 Claim, 2 Drawing Sheets






FIG. 1

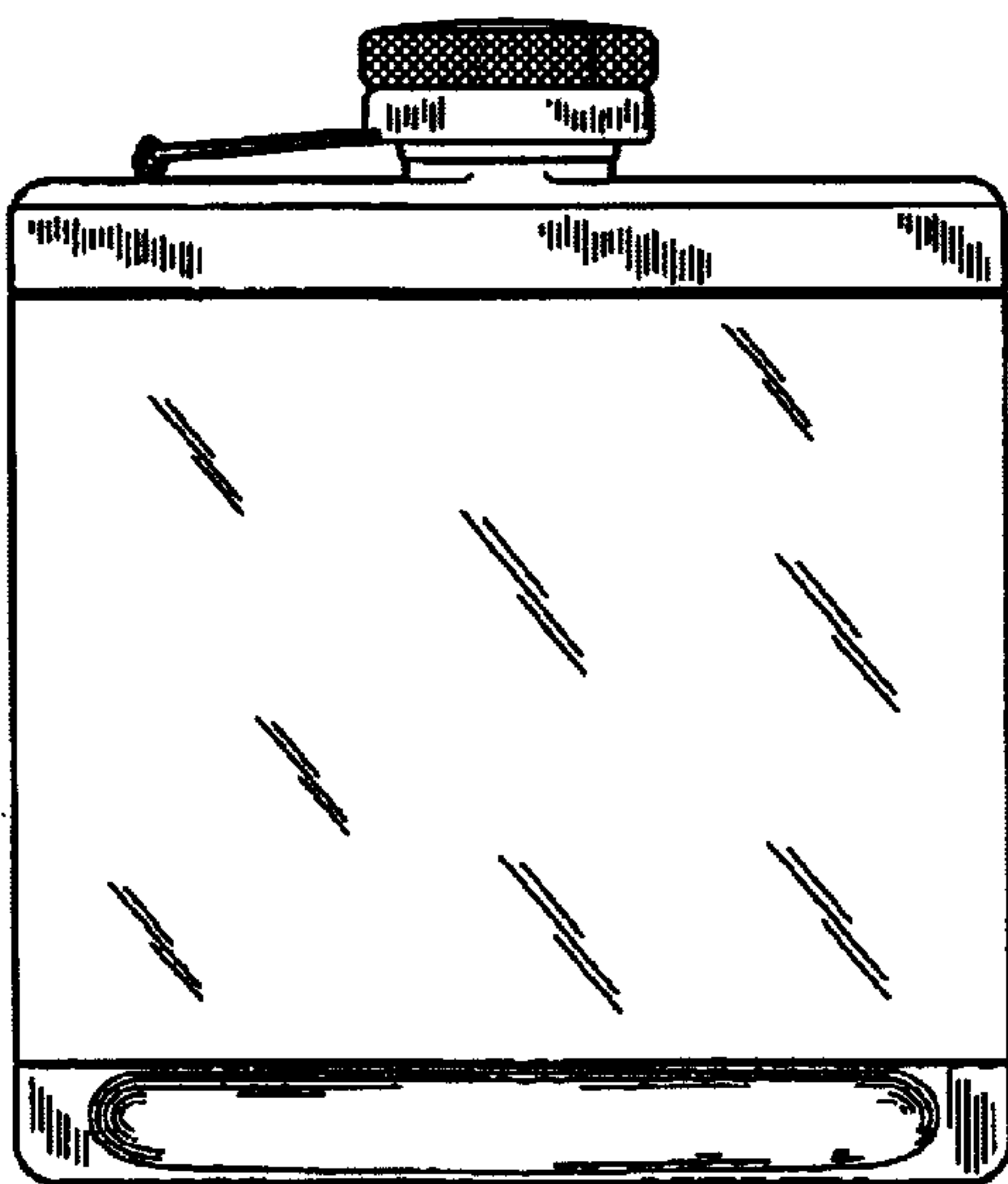


FIG. 2

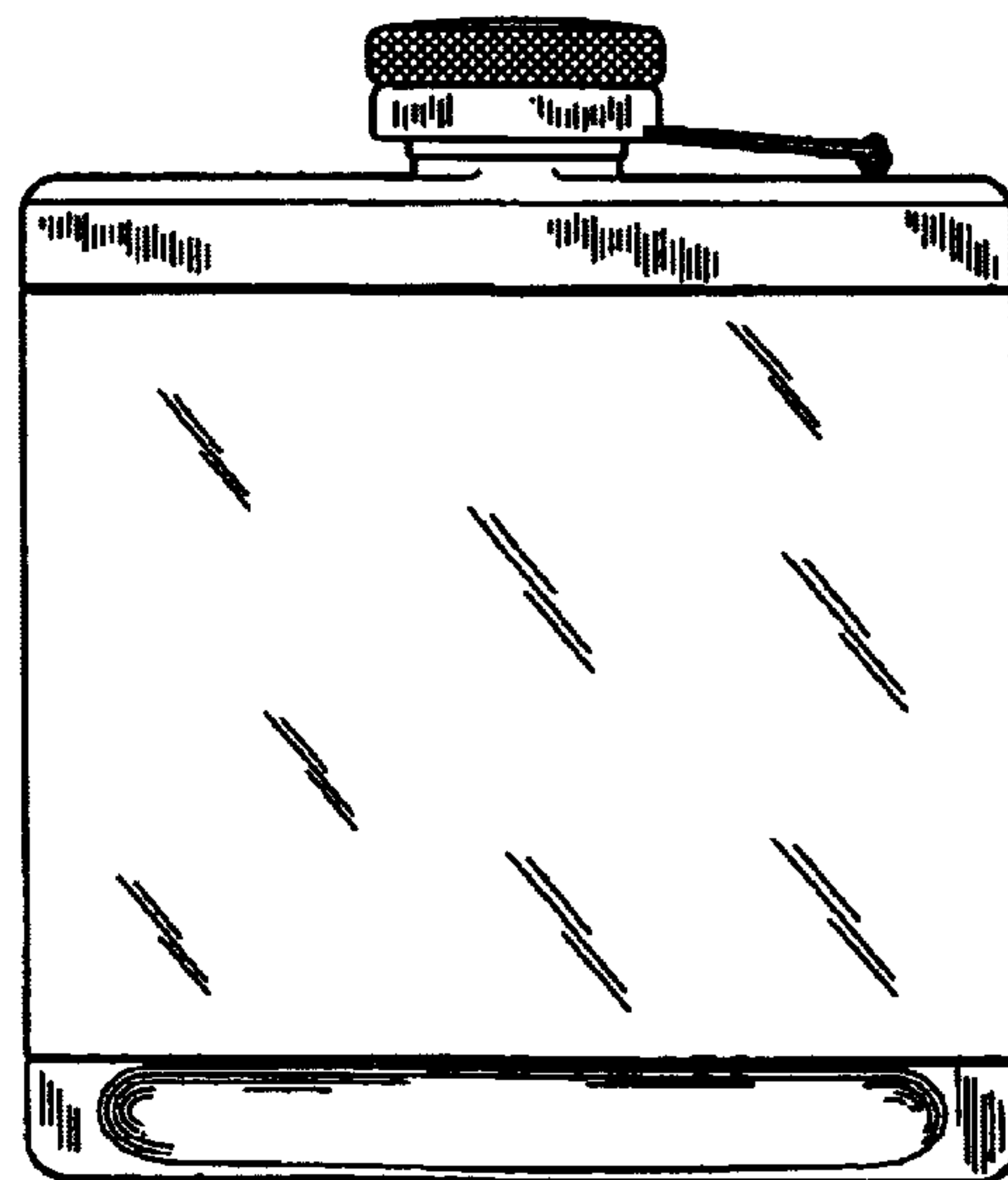


FIG. 3

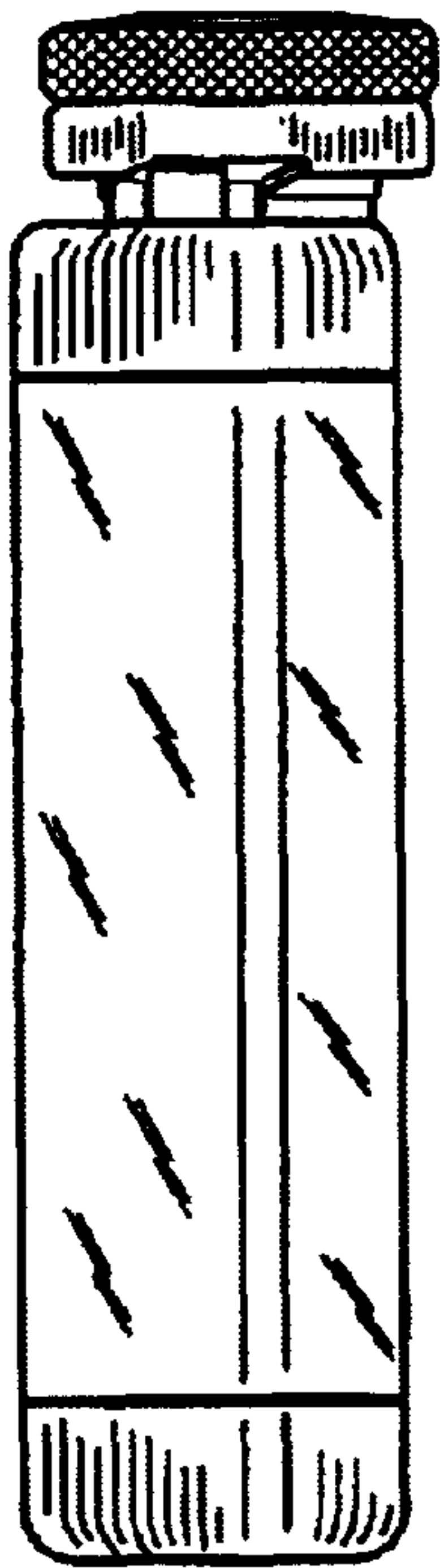


FIG. 4

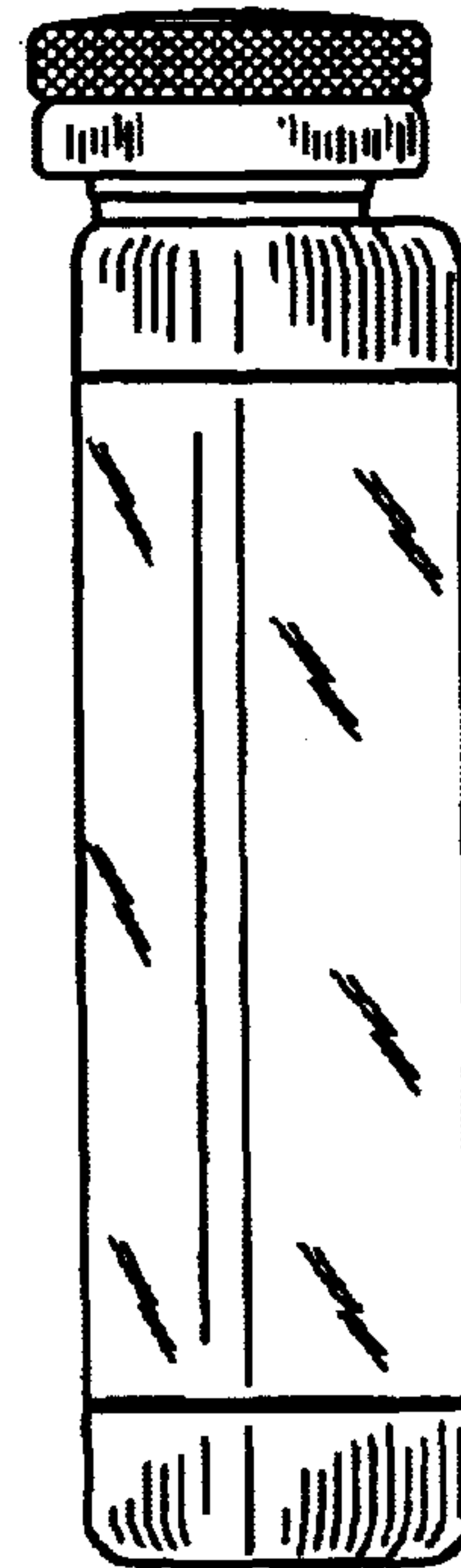


FIG. 5

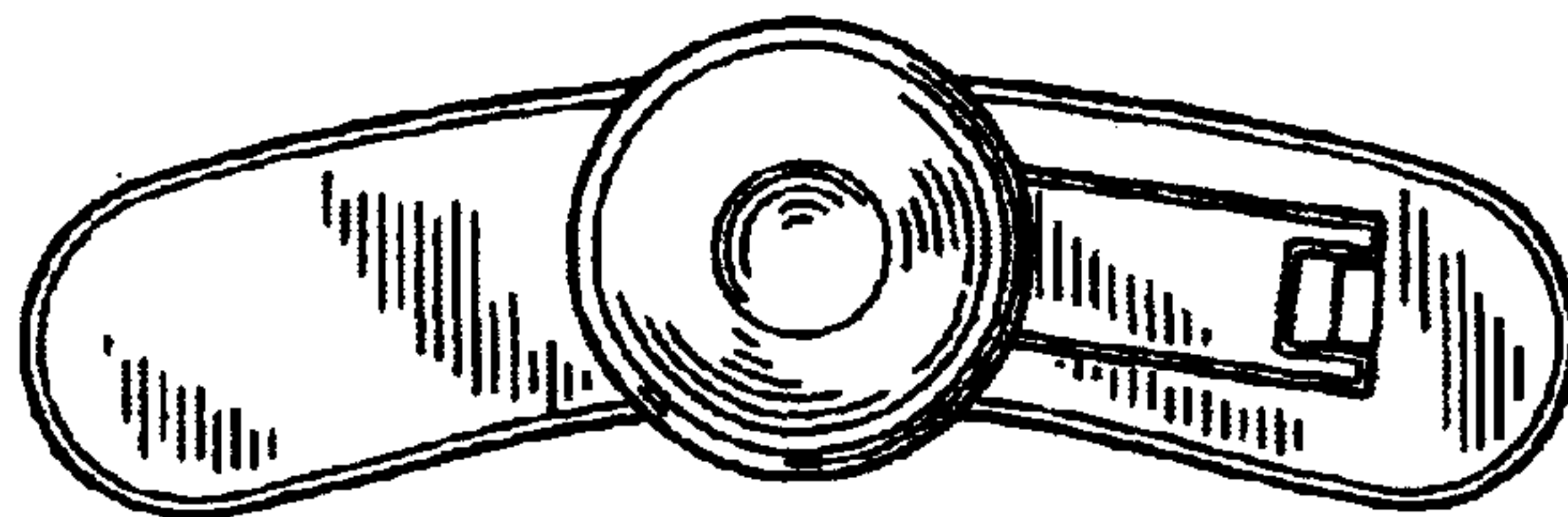


FIG. 6




FIG. 7