



US00D521225S

(12) **United States Design Patent**
Sabounjian

(10) **Patent No.:** **US D521,225 S**

(45) **Date of Patent:** **** May 23, 2006**

(54) **SIDE ELEMENT OF A SHOE UPPER**

D472,370 S * 4/2003 Masullo D2/972
D486,300 S * 2/2004 Goldman D2/972
D487,187 S * 3/2004 Goldman D2/972

(75) Inventor: **Hasmig Asdghig Sabounjian**, Los Angeles, CA (US)

* cited by examiner

(73) Assignee: **ACI International**, Los Angeles, CA (US)

Primary Examiner—Dominic Simone
(74) *Attorney, Agent, or Firm*—Christopher Darrow, Esq.; Greenberg Traurig, LLP

(**) Term: **14 Years**

(57) **CLAIM**

(21) Appl. No.: **29/224,458**

The ornamental design for a side element of a shoe upper, as shown and described.

(22) Filed: **Mar. 1, 2005**

(51) **LOC (8) Cl.** **02-99**

(52) **U.S. Cl.** **D2/972**

(58) **Field of Classification Search** D2/902,
D2/907, 908, 943, 944, 969, 972-974; 36/45,
36/50.1, 77 MN, 77 R, 83, 88, 113, 114,
36/126-131

See application file for complete search history.

DESCRIPTION

FIG. 1 is a perspective view of a first embodiment of an element of a shoe upper showing the new design; FIG. 2 is a perspective view of an alternate embodiment of the shoe upper showing the new design; FIG. 3 is a side elevational view of the first embodiment of the shoe upper of the new design; and, FIG. 4 is a side elevational view of the alternative embodiment.

The even broken lines in FIGS. 2 and 4 represent design elements. The uneven broken lines in all figures surrounding the design element represent the bounds of the claimed design. The uneven broken lines in all figures showing the remainder of the shoe are for illustrative purposes only and form no part of the claimed design.

(56) **References Cited**

U.S. PATENT DOCUMENTS

D233,805 S * 12/1974 Kubo D2/902
D239,983 S * 5/1976 Senter D2/907
D402,454 S * 12/1998 Kelchak D2/969
D436,720 S * 1/2001 Debiase D2/972
D465,644 S * 11/2002 Belley et al. D2/969
D468,896 S * 1/2003 Adams et al. D2/969
D470,299 S * 2/2003 Masullo D2/969

1 Claim, 2 Drawing Sheets




FIG. 1



FIG. 2




FIG. 3




FIG. 4

