

US00D521223S

(12) **United States Design Patent**  
**Costantini**

(10) **Patent No.:** **US D521,223 S**

(45) **Date of Patent:** **\*\* May 23, 2006**

(54) **SIDE ELEMENT OF A SHOE UPPER**

D490,973 S \* 6/2004 Link ..... D2/972  
D493,956 S \* 8/2004 Costantini ..... D2/972

(75) Inventor: **Daniela E. Costantini**, Los Angeles,  
CA (US)

\* cited by examiner

(73) Assignee: **ACI International, Inc.**, Los Angeles,  
CA (US)

*Primary Examiner*—Dominic Simone

(74) *Attorney, Agent, or Firm*—Christopher Darrow, Esq.;  
Greenberg Traurig, LLP

(\*\*) Term: **14 Years**

(57) **CLAIM**

(21) Appl. No.: **29/215,241**

The ornamental design for side element of a shoe upper, as  
shown and described.

(22) Filed: **Oct. 14, 2004**

**DESCRIPTION**

(51) **LOC (8) Cl.** ..... **02-99**

(52) **U.S. Cl.** ..... **D2/972**

(58) **Field of Classification Search** ..... D2/902,  
D2/907, 908, 943, 944, 969, 972-974; 36/45,  
36/50.1, 77 M, 77 R, 83, 88, 113, 114, 126-131  
See application file for complete search history.



FIG. 1 is a side elevational view of an element of a shoe  
upper showing the new design;  
FIG. 2 is a perspective view thereof;  
FIG. 3 is a side elevational view of an alternative embodi-  
ment of the shoe upper of the new design; and,  
FIG. 4 is a perspective view of the alternative embodiment.  
The even broken lines in FIGS. 3 and 4 represent design  
elements. The uneven broken lines in all figures surrounding  
the design element represent the bounds of the claimed  
design. The uneven broken lines in all figures showing the  
remainder of the shoe are for illustrative purposes only and  
form no part of the claimed design.

(56) **References Cited**

U.S. PATENT DOCUMENTS

- D415,884 S \* 11/1999 Kozo ..... D2/972
- D465,910 S \* 11/2002 Shepper ..... D2/972
- D486,300 S \* 2/2004 Goldman ..... D2/972
- D487,187 S \* 3/2004 Goldman ..... D2/972
- D487,340 S \* 3/2004 Costantini ..... D2/972
- D487,965 S \* 4/2004 Hardy ..... D2/972

**1 Claim, 4 Drawing Sheets**



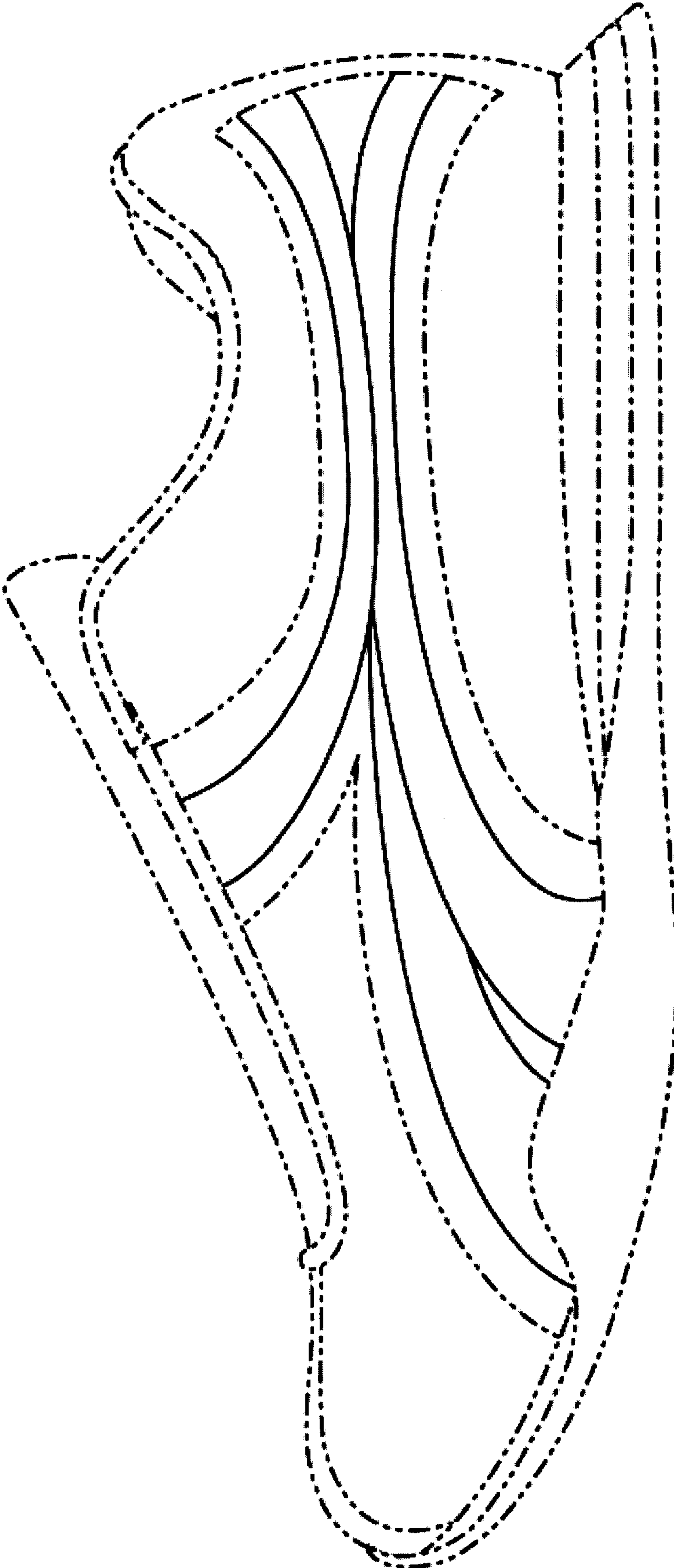


FIG. 1

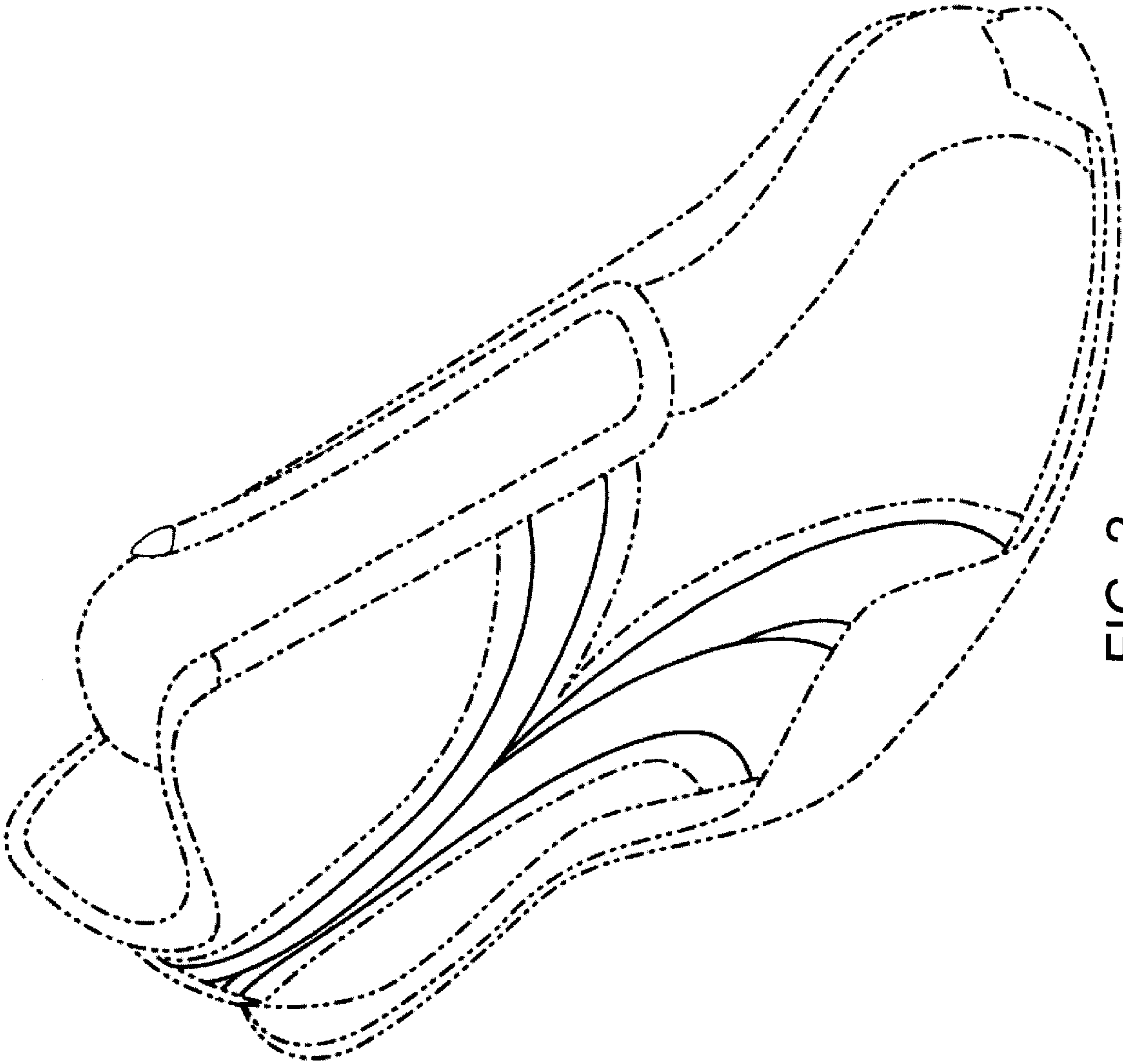


FIG. 2

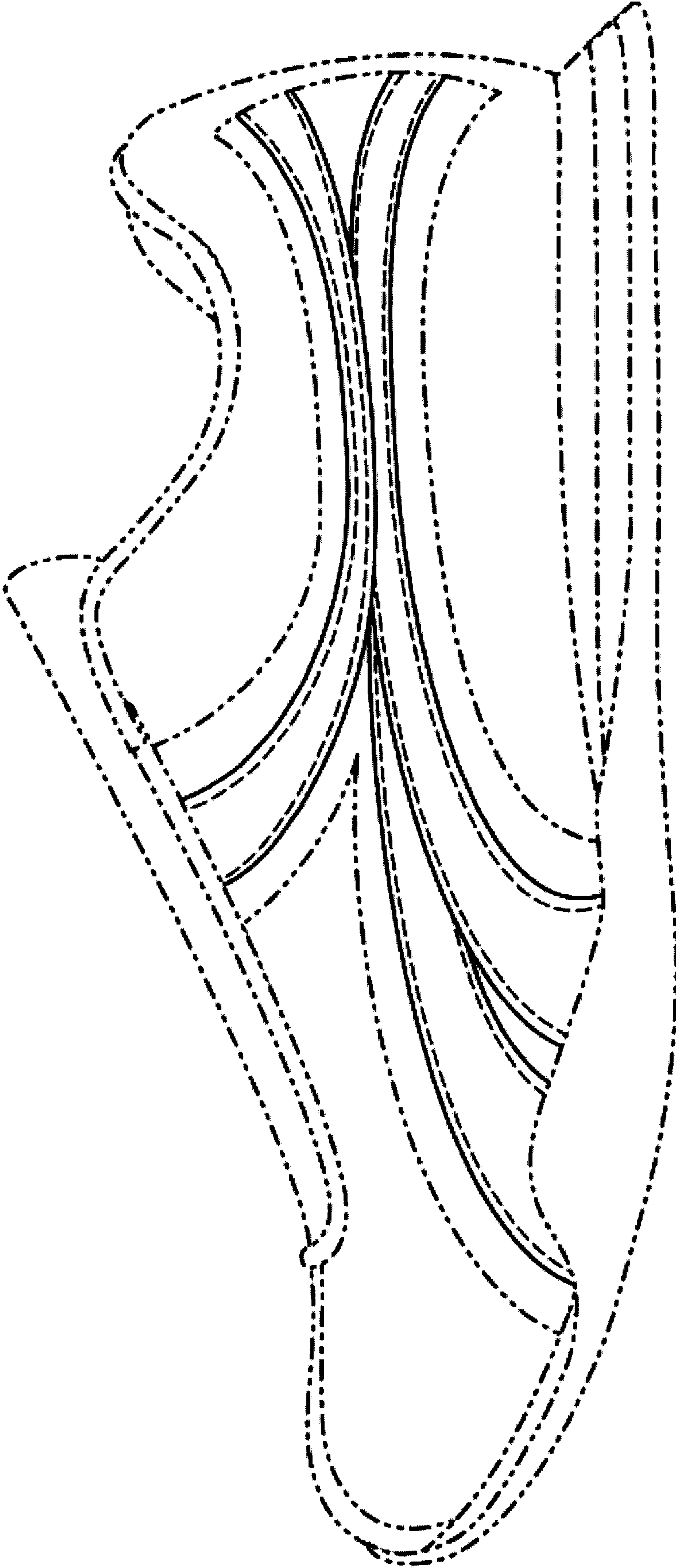


FIG. 3



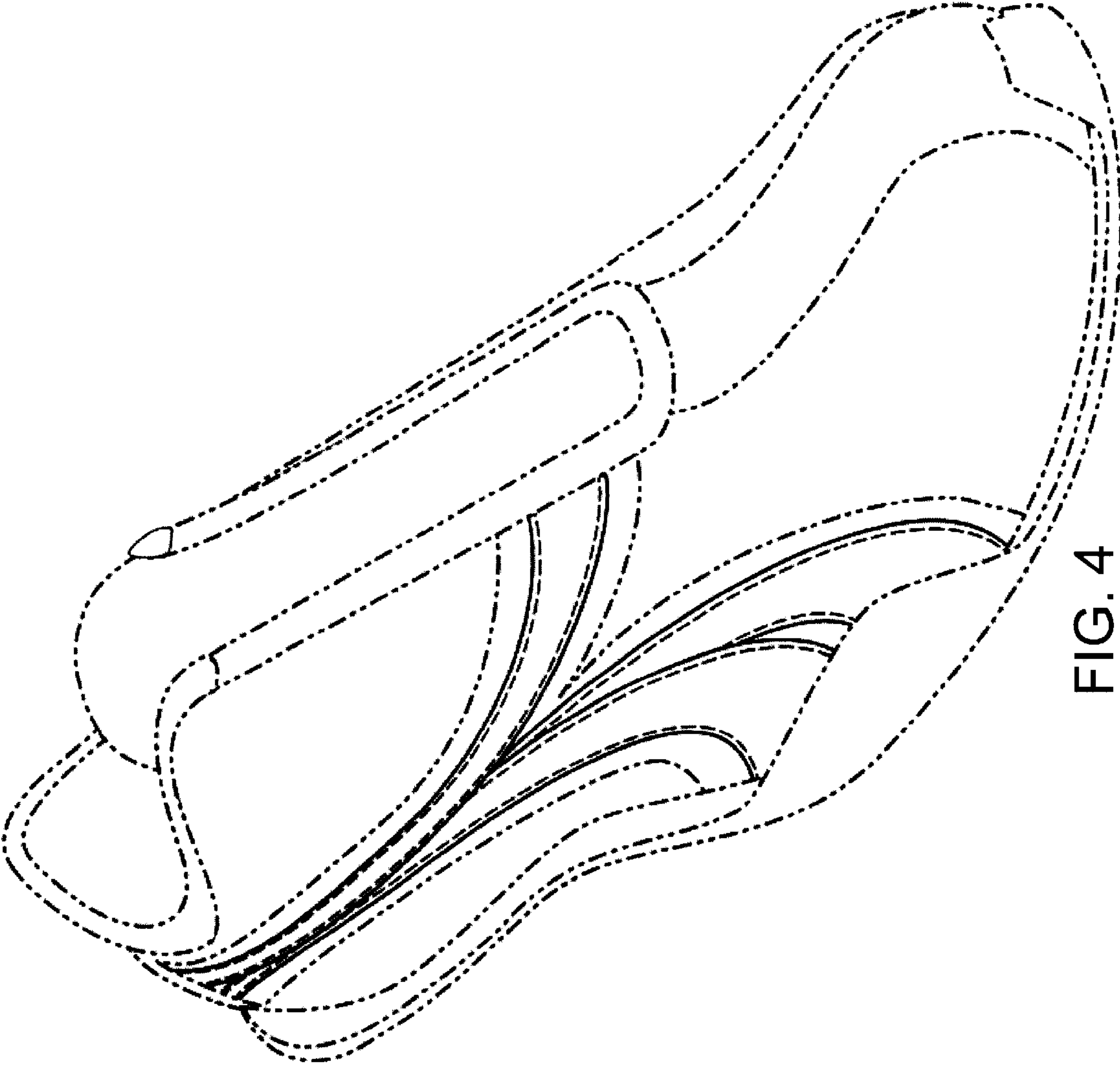


FIG. 4