



US00D521219S

(12) **United States Design Patent**
Kelsey

(10) **Patent No.:** **US D521,219 S**
(45) **Date of Patent:** **** May 23, 2006**

(54) **SHOE**

(75) Inventor: **Jonathan Kelsey**, London (GB)

(73) Assignee: **J. Choo (Jersey) Limited**, Jersey (GB)

(**) Term: **14 Years**

(21) Appl. No.: **29/205,351**

(22) Filed: **May 12, 2004**

(30) **Foreign Application Priority Data**

Nov. 28, 2003 (EM) 000111232-129

(51) **LOC (8) Cl.** **02-99**

(52) **U.S. Cl.** **D2/971**

(58) **Field of Classification Search** D2/909-912,
D2/916-918, 925-942, 971

See application file for complete search history.

(56) **References Cited**

U.S. PATENT DOCUMENTS

D91,535 S	2/1934	Morali	
D94,527 S	2/1935	Apt	
D111,677 S	* 10/1938	De Liso D2/930
D112,328 S	* 11/1938	Berman D2/930
D161,101 S	12/1950	Gordon	
D162,186 S	2/1951	Lacek	
D176,230 S	11/1955	Rubin	
D193,087 S	6/1962	Levine	
D452,771 S	* 1/2002	Jacobs D2/930
D501,709 S	* 2/2005	Kelsey D2/971
D504,216 S	* 4/2005	Choi D2/971
D509,052 S	* 9/2005	Choi D2/971
D510,653 S	* 10/2005	Choi D2/971

OTHER PUBLICATIONS

J. Choo (Jersey) Limited, Plum, Jimmy Choo Spring/Summer 2003 Catalog, Jul. 2002, United States.

U.S. Appl. No. 29/194,684; U.S. Appl. No. 29/205,358.

U.S. Appl. No. 29/194,754; U.S. Appl. No. 29/205,359.

U.S. Appl. No. 29/205,350.

U.S. Appl. No. 29/205,360.

U.S. Appl. No. 29/205,347.

U.S. Appl. No. 29/205,718.

U.S. Appl. No. 29/205,696.

U.S. Appl. No. 29/206,028.

U.S. Appl. No. 29/205,703.

* cited by examiner

Primary Examiner—Dominic Simone

(74) *Attorney, Agent, or Firm*—Fross Zelnick Lehrman & Zissu, P.C.; Lawrence E. Apolzon, Esq.

(57) **CLAIM**

The ornamental design for a shoe, as shown and described.

DESCRIPTION

FIG. 1 is a front perspective view of a shoe showing my shoe design;

FIG. 2 is a right side view of the shoe shown in FIG. 1;

FIG. 3 is a left side view of the shoe shown in FIG. 1;

FIG. 4 is a back view of the shoe shown in FIG. 1;

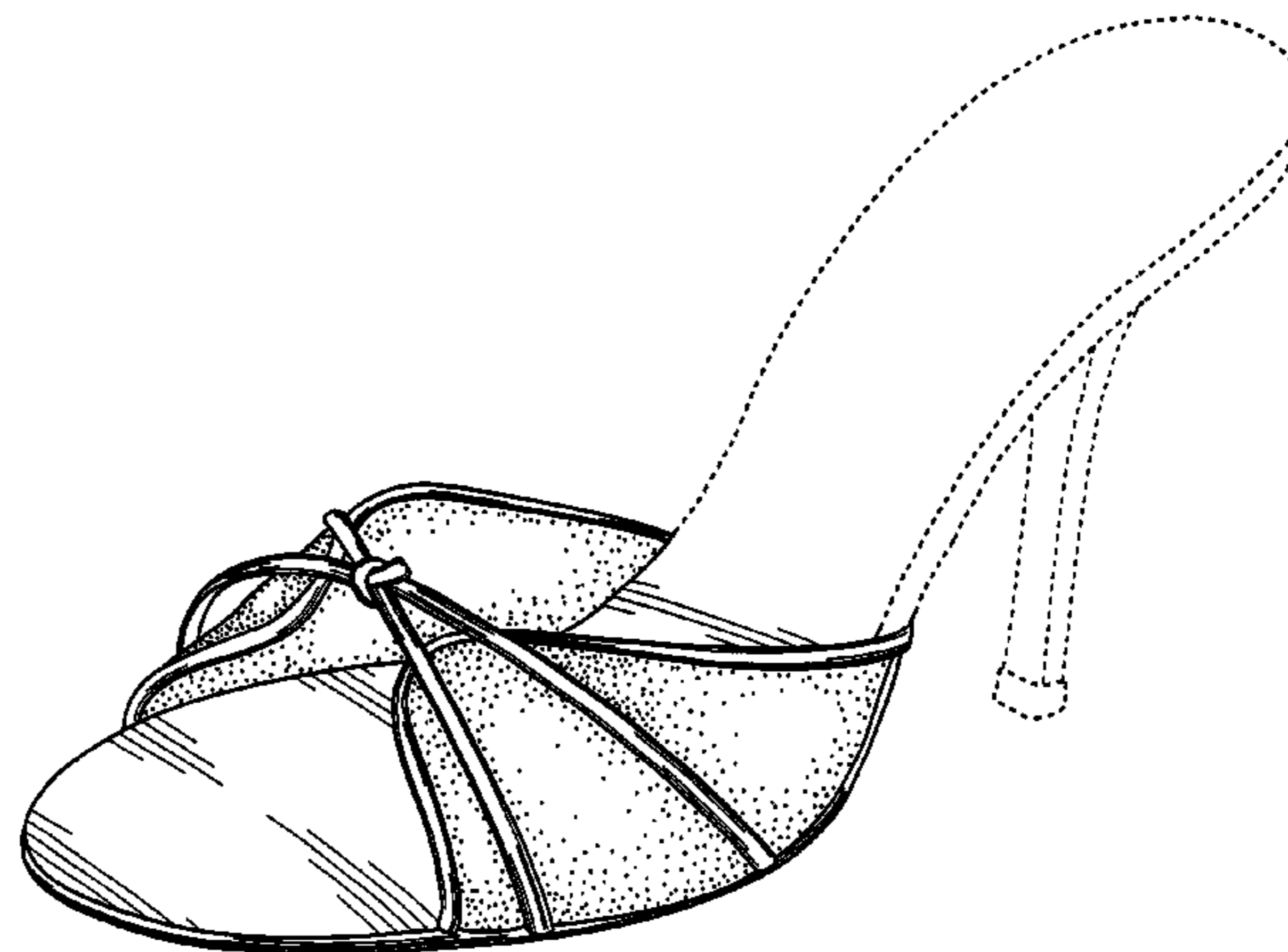

FIG. 5 is a front view of the shoe shown in FIG. 1;

FIG. 6 is a top view of the shoe shown in FIG. 1; and,

FIG. 7 is a perspective view of an alternative embodiment of the shoe shown in FIG. 1.

The broken line showing of the heel and portion of the upper is for illustrative purposes only and forms no part of the claimed design.

1 Claim, 7 Drawing Sheets






FIG. 1

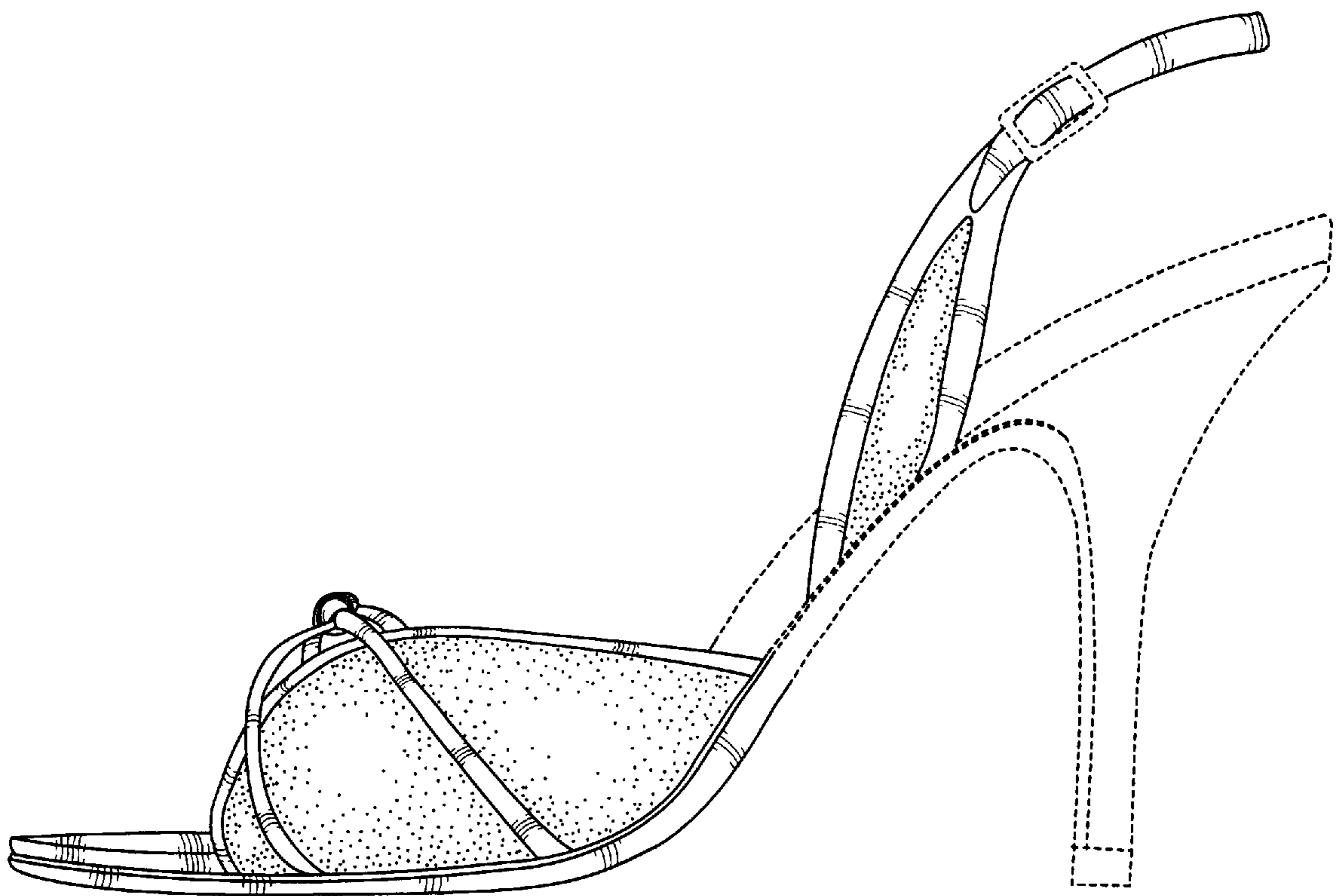


FIG. 2

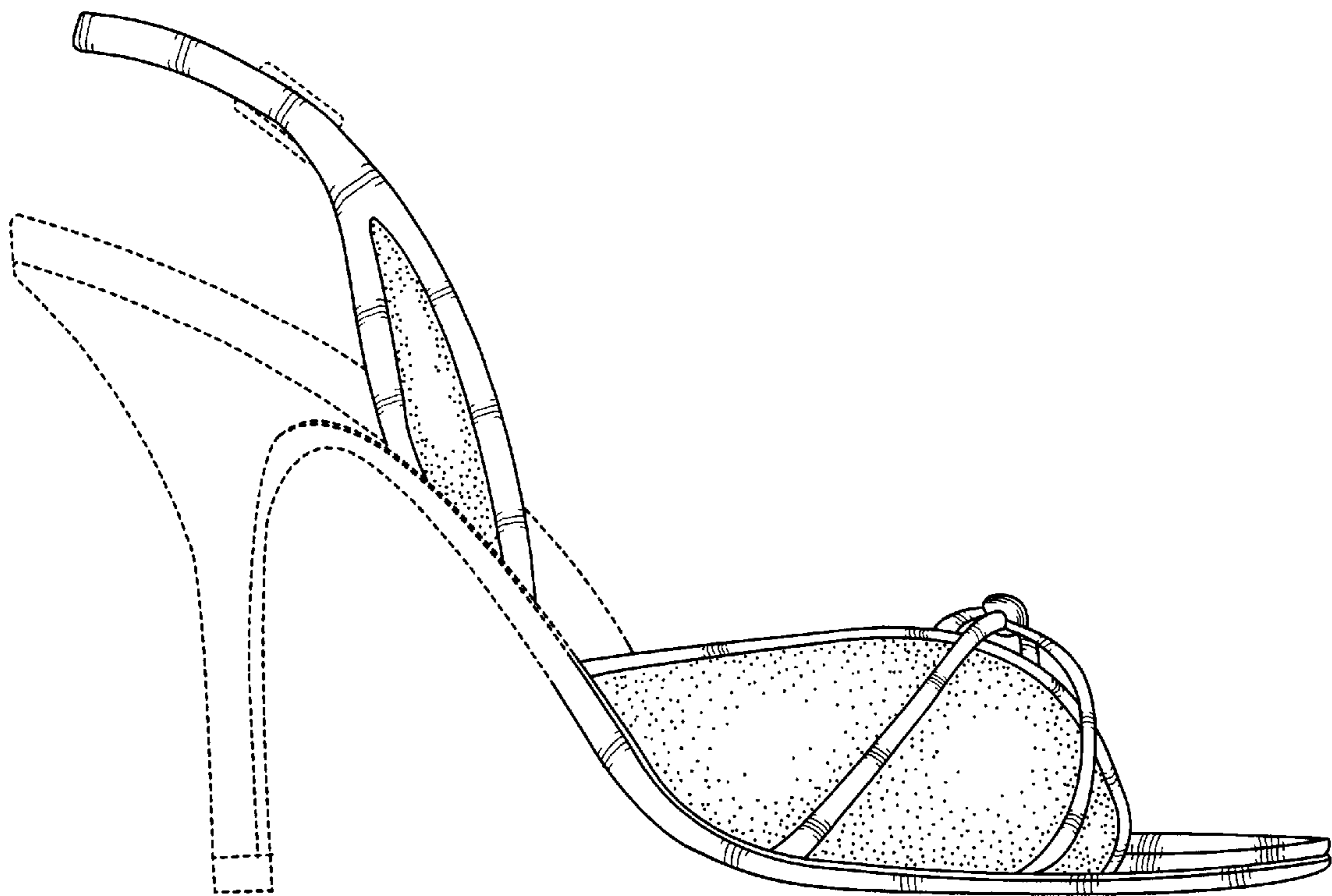


FIG. 3

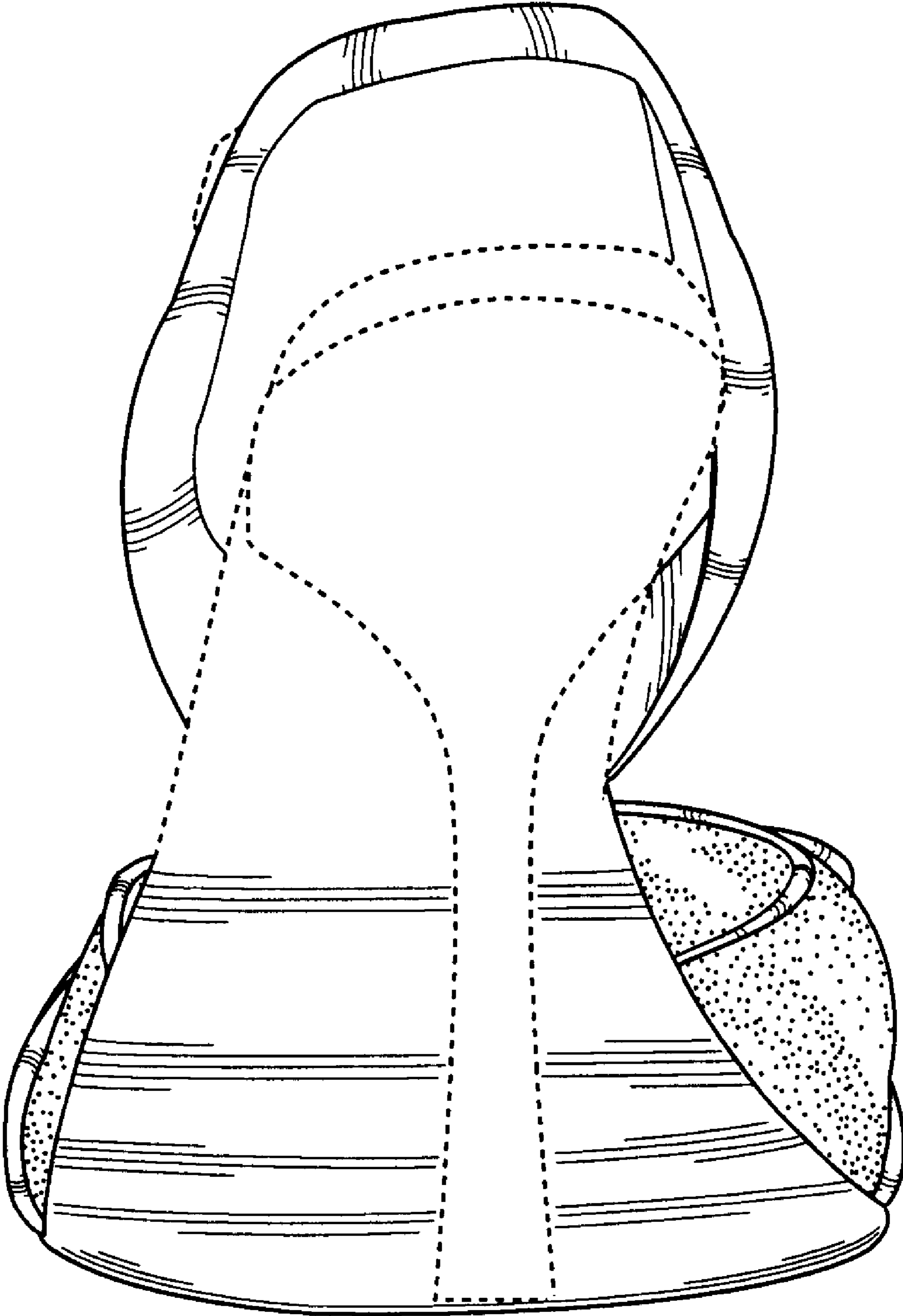


FIG. 4

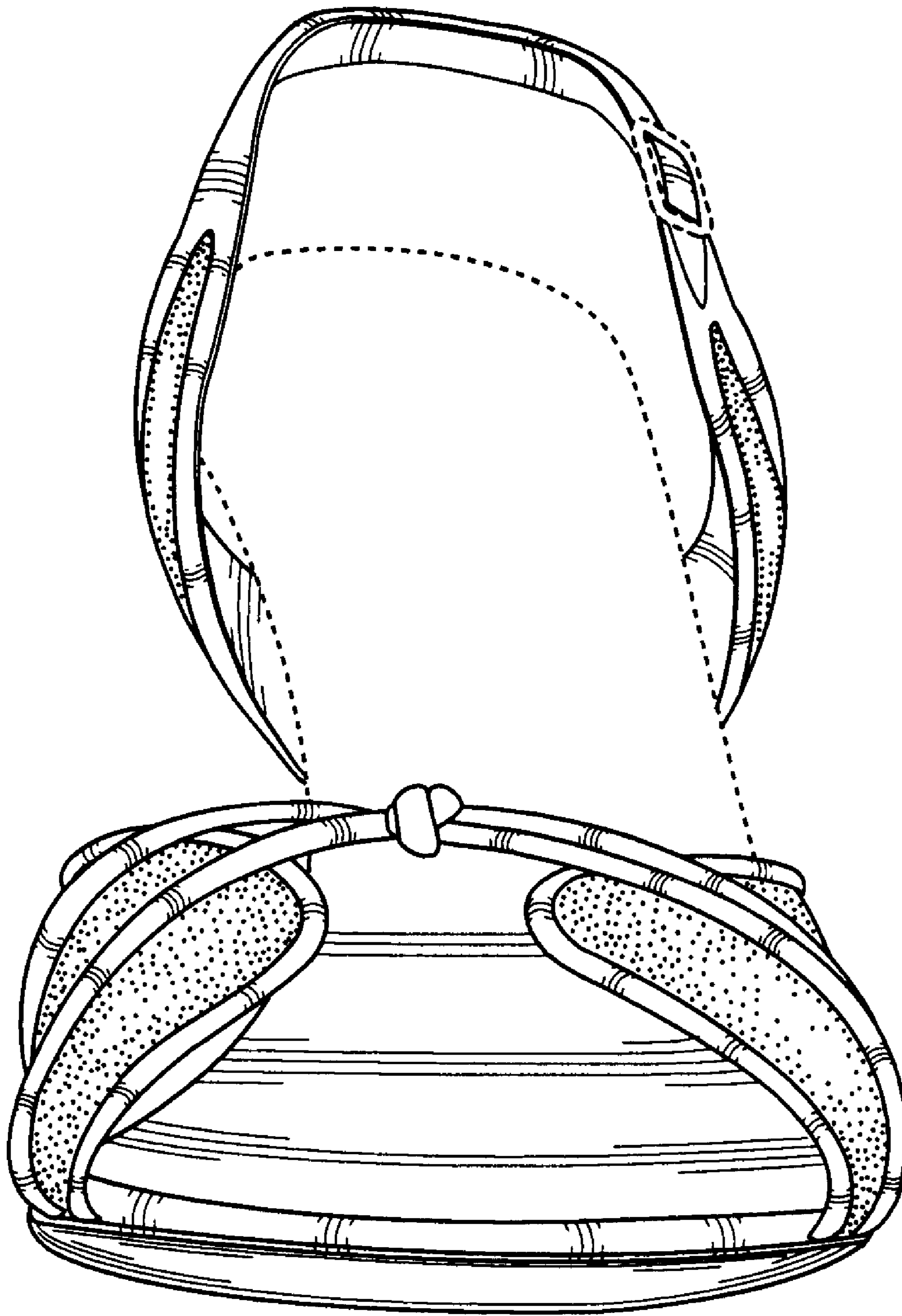


FIG. 5

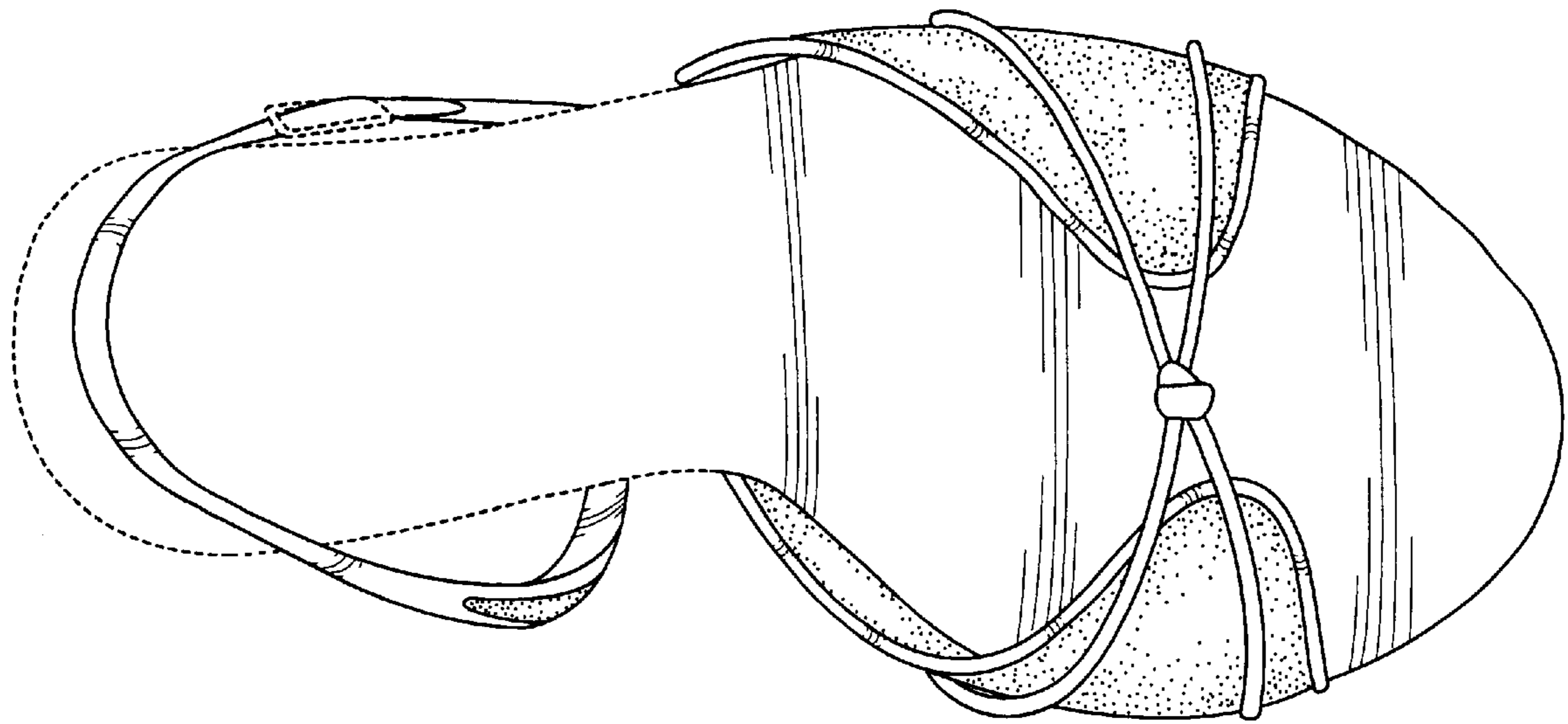


FIG. 6

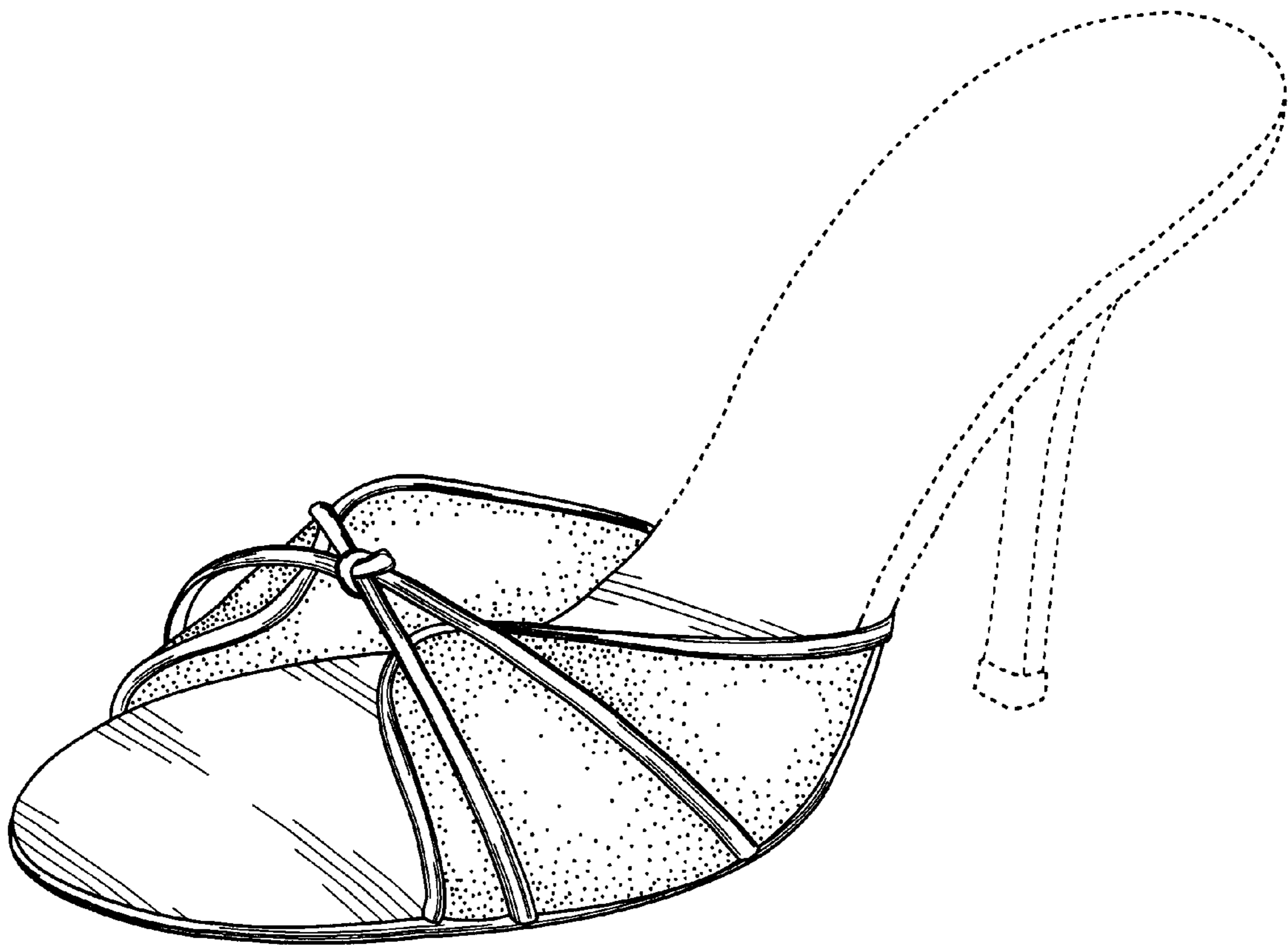


FIG. 7