



US00D521202S

(12) **United States Design Patent**
Lin

(10) **Patent No.:** **US D521,202 S**

(45) **Date of Patent:** **** May 16, 2006**

(54) **CONTAINER FOR GARBAGE**

(76) **Inventor:** **Tsong-Yow Lin**, No. 57-1, Yung Ho Street, Yung Ho Village, Ta Tu Hsiang, Taichung Hsien (TW)

(**) **Term:** **14 Years**

(21) **Appl. No.:** **29/204,197**

(22) **Filed:** **Apr. 26, 2004**

(30) **Foreign Application Priority Data**

Mar. 11, 2004 (TW) 93301351

(51) **LOC (8) Cl.** **09-09**

(52) **U.S. Cl.** **D34/1; D19/77; D19/85; D11/143; D7/509**

(58) **Field of Classification Search** D34/1, D34/5, 6, 7, 8, 9, 10, 11; D7/509, 608, 396.2, D7/523, 532; 229/400, 403, 406, 407; 220/908, 220/908.1, 910; D19/75, 77, 81, 85, 84; D11/143
See application file for complete search history.

(56) **References Cited**

U.S. PATENT DOCUMENTS

- 674,620 A * 5/1901 Thuemler 65/111
- 1,344,179 A * 6/1920 Alcaniz y Bascompte et al. 220/716
- D79,416 S * 9/1929 Blackburn D7/523
- D109,474 S * 5/1938 Connor D34/1
- D202,207 S * 9/1965 Rafaelli D7/523
- 4,185,125 A * 1/1980 Sakakibara et al. 426/439

- D412,232 S * 7/1999 Anderson D34/1
- 5,979,647 A * 11/1999 Han 206/222
- 6,010,062 A * 1/2000 Shimono 229/400
- D423,877 S * 5/2000 Kerr D7/509
- D456,211 S * 4/2002 Price D7/509
- D457,389 S * 5/2002 Snell D7/396.6
- D458,807 S * 6/2002 Trazzi D7/532
- D462,296 S * 9/2002 Bates et al. D11/146
- D470,361 S * 2/2003 Trombly D7/509
- D483,164 S * 12/2003 Lin D34/1
- D489,501 S * 5/2004 Dretzka D34/1
- D507,720 S * 7/2005 Fabrizio D7/509

* cited by examiner

Primary Examiner—Cynthia E. Ramirez

(74) *Attorney, Agent, or Firm*—Alan D. Kamrath; Nikolai & Mersereau, P.A.


(57) **CLAIM**

The ornamental design for container for garbage, as shown and described.

DESCRIPTION

FIG. 1 is a perspective view of a container for garbage showing my new design;
FIG. 2 is a front view thereof; the opposite side being a mirror image of the shown;
FIG. 3 is a left view thereof; the opposite side being a mirror image of the shown;
FIG. 4 is a top view thereof; and,
FIG. 5 is a bottom view thereof.

1 Claim, 2 Drawing Sheets






Fig. 1




Fig. 2




Fig. 3

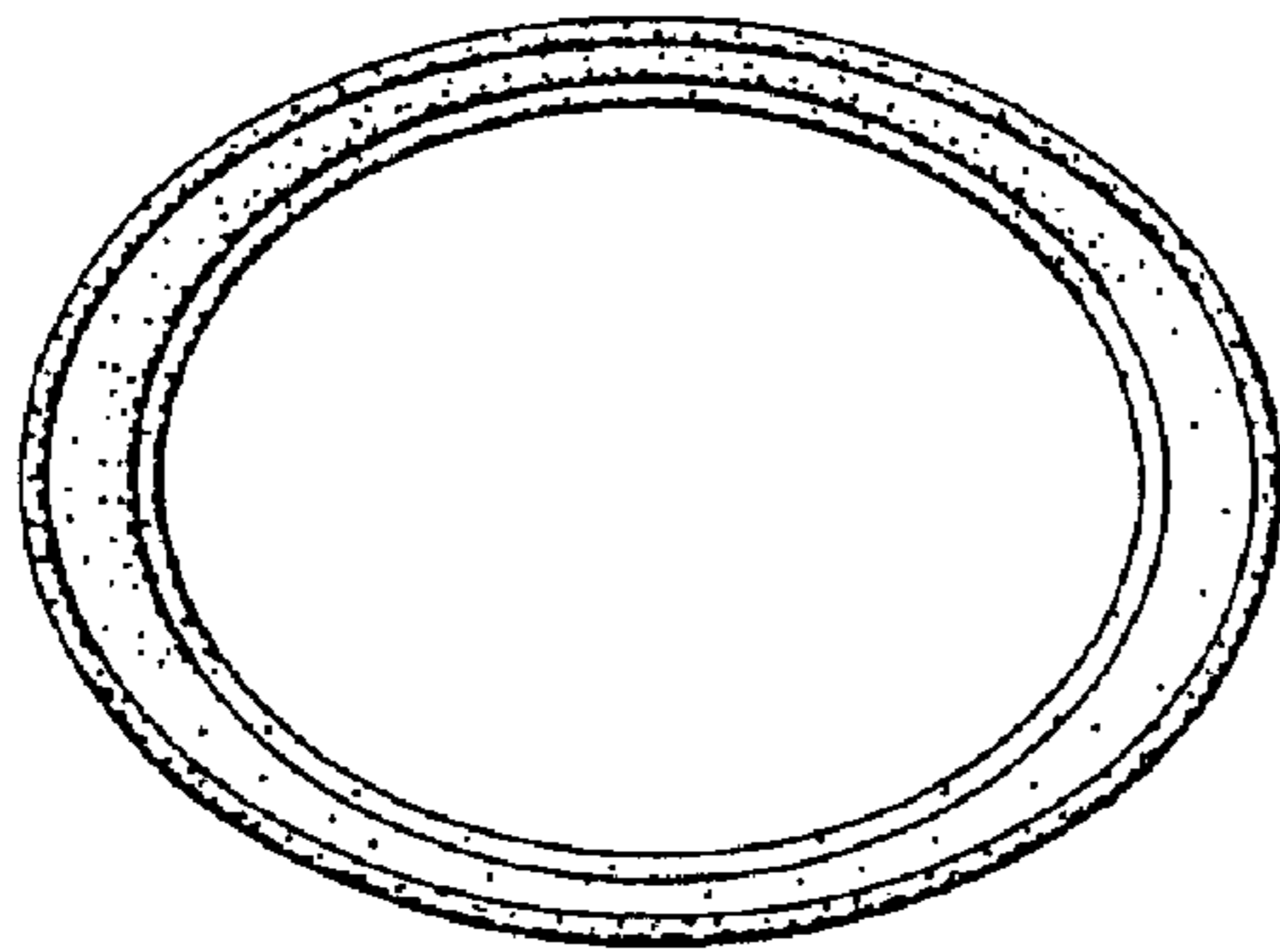


Fig. 4

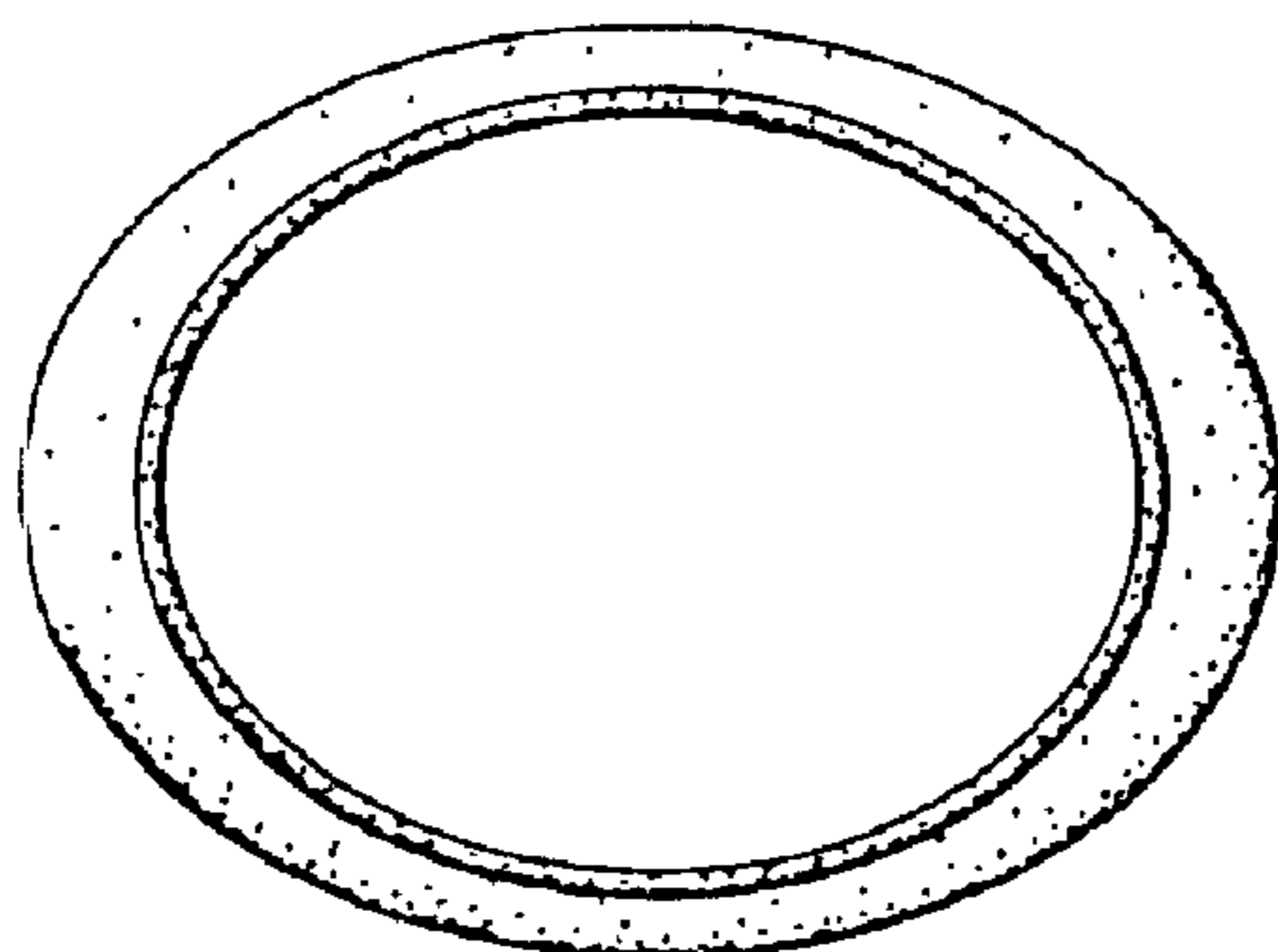


Fig. 5