

US00D521197S

(12) **United States Design Patent**
Kim et al.

(10) **Patent No.: US D521,197 S**

(45) **Date of Patent: ** May 16, 2006**

(54) **CLOTHES DRYER**

(75) Inventors: **Young Il Kim**, Incheon (KR); **Soon Uk Kwon**, Seoul (KR); **Ho Il Jeon**, Seoul (KR)

(73) Assignee: **LG Electronics Inc.**, Seoul (KR)

(**) Term: **14 Years**

(21) Appl. No.: **29/231,498**

(22) Filed: **Jun. 7, 2005**

(30) **Foreign Application Priority Data**

Dec. 8, 2004 (KR) 30-2004-0037580

(51) **LOC (8) Cl.** **15-05**

(52) **U.S. Cl.** **D32/8**

(58) **Field of Classification Search** D32/1,
D32/5-10, 25; 68/3 R, 4, 5 R, 12.01, 212,
68/12.08; 34/58, 108, 130, 131-2, 417, 499,
34/523-4, 595-7, 600, 603; 38/1 A; 312/31
See application file for complete search history.

(56) **References Cited**

U.S. PATENT DOCUMENTS

D292,630 S * 11/1987 Nagai et al. D32/8

D298,873 S * 12/1988 Erickson et al. D32/5
D360,716 S * 7/1995 Ertz et al. D32/8
D444,602 S * 7/2001 Saimen D32/5
D445,224 S * 7/2001 Costello D32/1
D445,971 S * 7/2001 Ueda et al. D32/5
D495,453 S * 8/2004 Baldwin et al. D32/8

* cited by examiner

Primary Examiner—Louis S. Zarfaz

Assistant Examiner—Kathleen Sims

(74) *Attorney, Agent, or Firm*—Birch, Stewart, Kolasch & Birch, LLP

(57) **CLAIM**

The ornamental design for a clothes dryer, as shown and described.

DESCRIPTION

FIG. 1 is a perspective view of a clothes dryer showing our new design;

FIG. 2 is a front view thereof;

FIG. 3 is a rear view thereof;

FIG. 4 is a left side view thereof;

FIG. 5 is a right side view thereof;

FIG. 6 is a top plan view thereof; and,

FIG. 7 is a bottom plan view thereof.

1 Claim, 6 Drawing Sheets

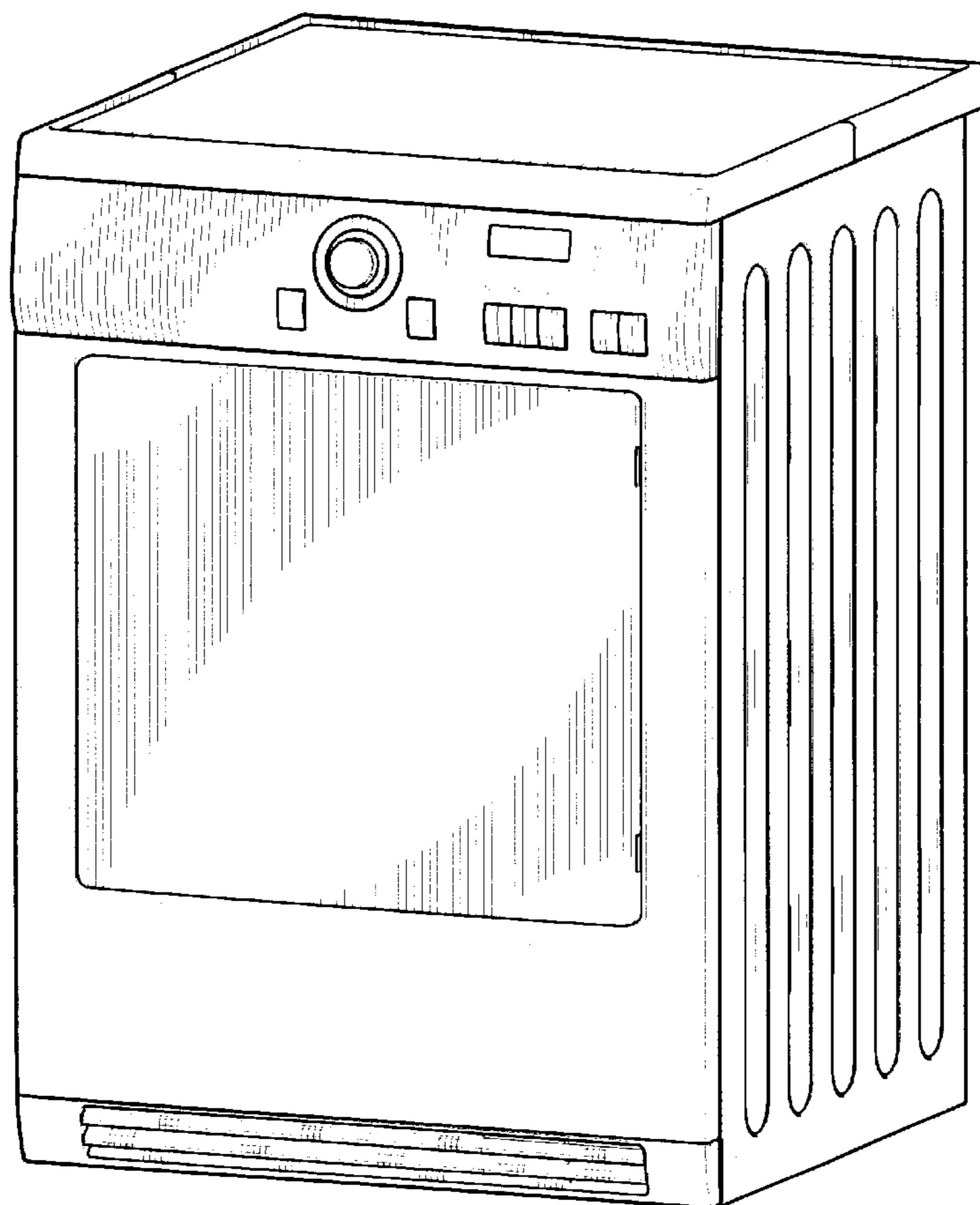


FIG. 1




FIG. 2

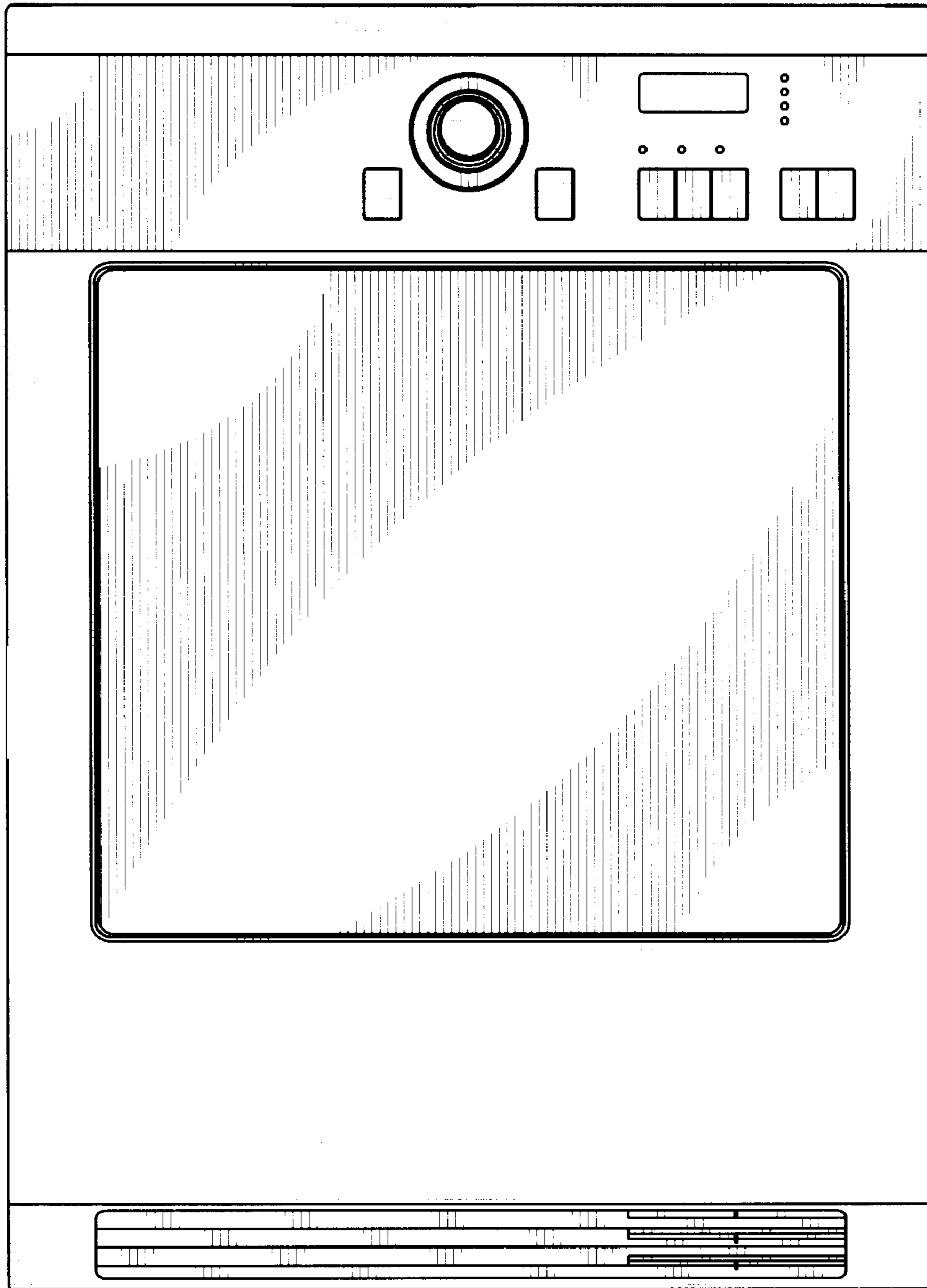


FIG. 3

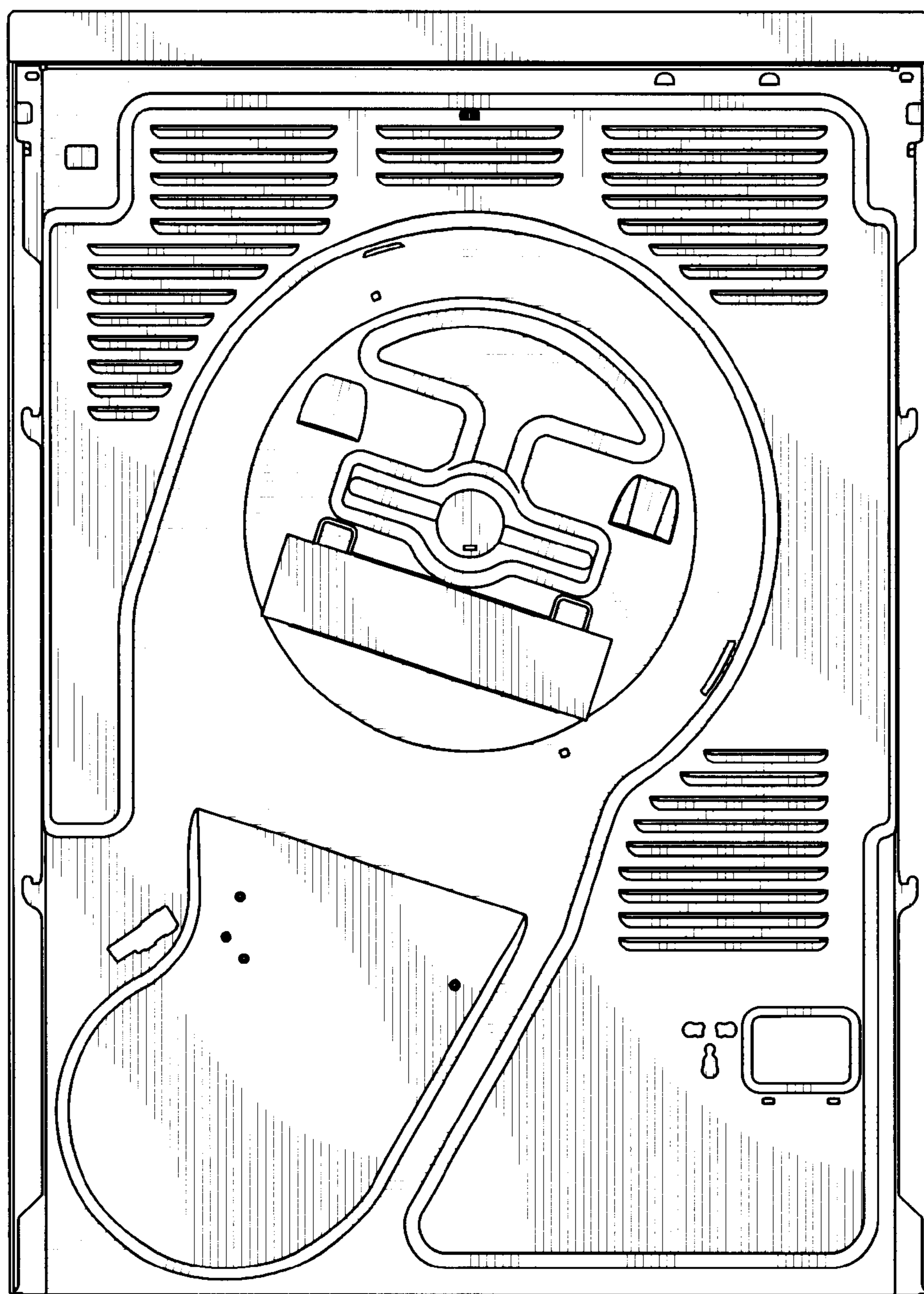


FIG. 4

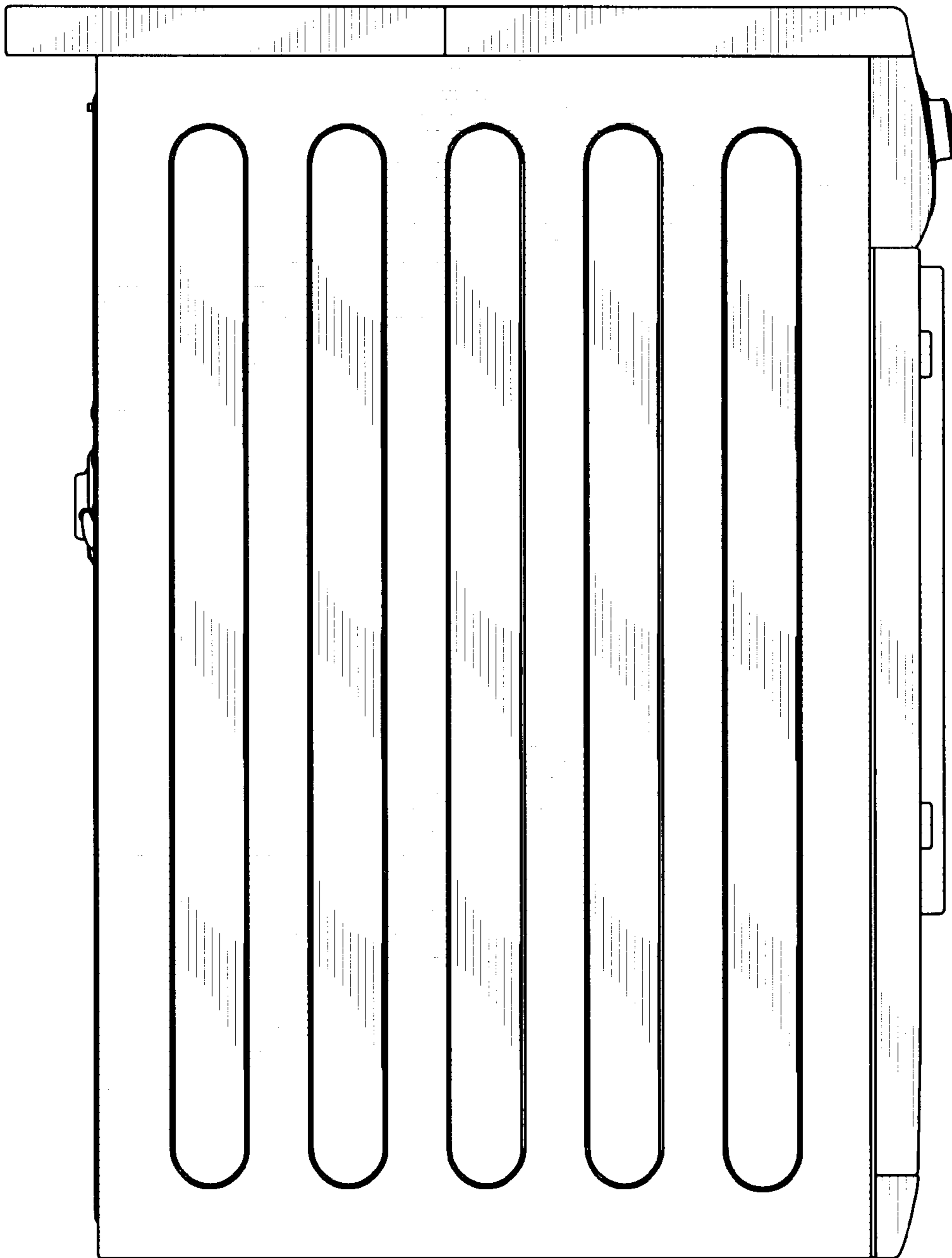


FIG. 5




FIG. 6




FIG. 7

